



US00D549838S

(12) **United States Design Patent** (10) **Patent No.:** **US D549,838 S**
Badillo (45) **Date of Patent:** **** Aug. 28, 2007**

(54) **VEHICLE LADDER**
(75) Inventor: **Paul Badillo**, Littleton, CO (US)
(73) Assignee: **Intelligent Designs 2000 Corp.**,
Commerce City, CO (US)
(**) Term: **14 Years**
(21) Appl. No.: **29/246,929**
(22) Filed: **May 22, 2006**

(51) **LOC (8) Cl.** **25-04**
(52) **U.S. Cl.** **D25/64**
(58) **Field of Classification Search** D25/63,
D25/64; 182/64.1, 22, 127, 194, 230
See application file for complete search history.

(56) **References Cited**

U.S. PATENT DOCUMENTS

D359,134	S	*	6/1995	Toews	D25/64
6,003,633	A	*	12/1999	Rolson	182/127
6,116,378	A		9/2000	Barrow		
D442,289	S		5/2001	Ziaylek et al.		
D479,884	S	*	9/2003	Berryman	D25/64
D490,163	S	*	5/2004	Thurston	D25/64
6,739,349	B2	*	5/2004	Kastenschmidt et al.		137/15.16
D512,783	S		12/2005	Badillo		
2005/0082326	A1		4/2005	Badillo		

* cited by examiner

Primary Examiner—Doris Clark
(74) *Attorney, Agent, or Firm*—Sheridan Ross P.C.

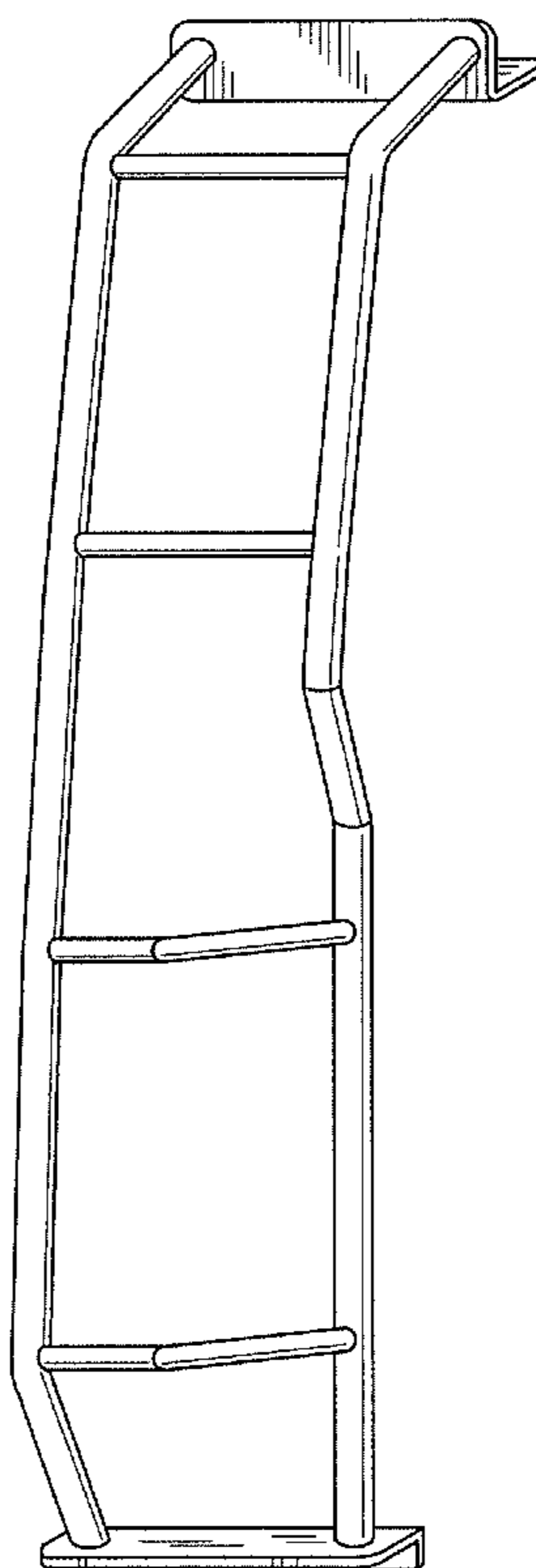
(57) **CLAIM**

The ornamental design for a vehicle ladder, as shown and described.

DESCRIPTION

FIG. 1 is a front perspective view of a vehicle ladder;
FIG. 2 is a front elevation view of the design illustrated in FIG. 1;
FIG. 3 is a rear elevation view of the design illustrated in FIG. 1;
FIG. 4 is a left elevation view of the design illustrated in FIG. 1;
FIG. 5 is a right elevation view of the design illustrated in FIG. 1;
FIG. 6 is a top plan view of the design illustrated in FIG. 1;
FIG. 7 is a bottom plan view of the design illustrated in FIG. 1; and,
FIG. 8 is a perspective view of the design illustrated in FIG. 1, shown interconnected to a sports utility vehicle, the broken lines showing environment for illustrative purposes only and forming no part of the claimed design.

1 Claim, 3 Drawing Sheets



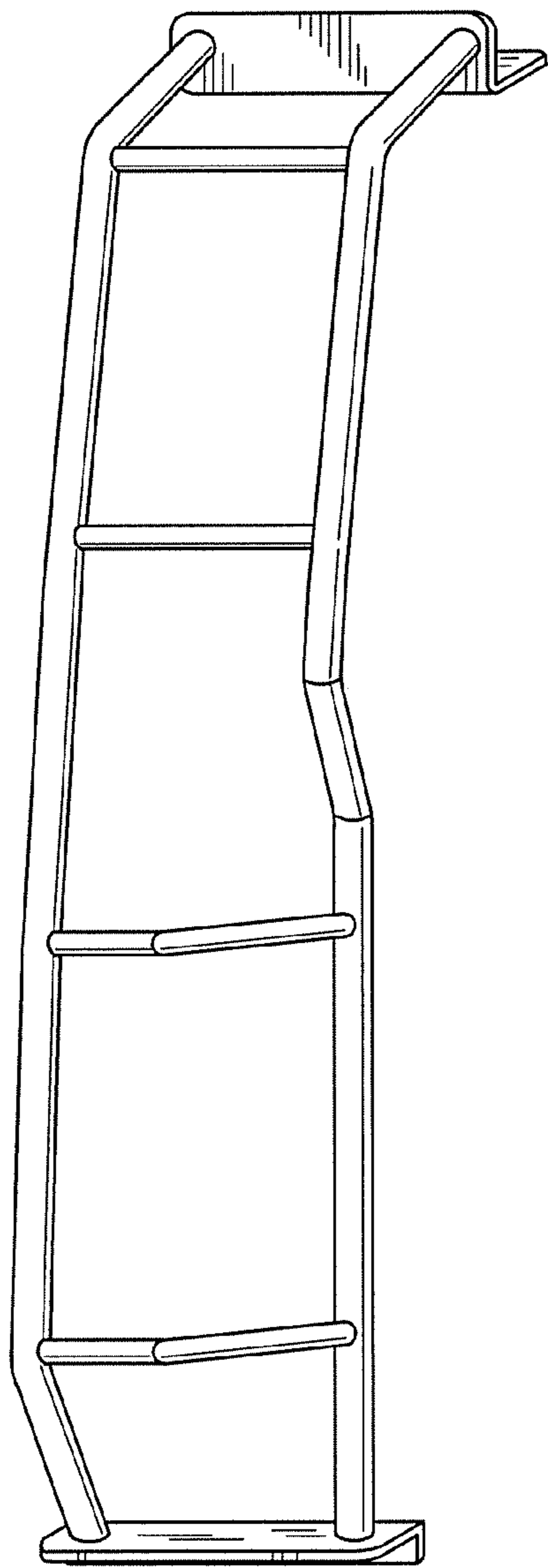


Fig. 1

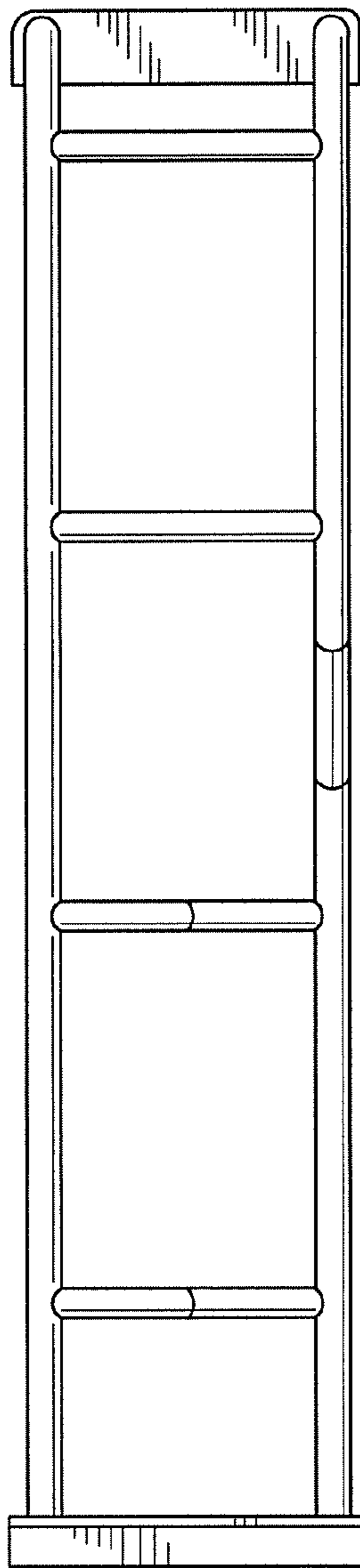


Fig. 2

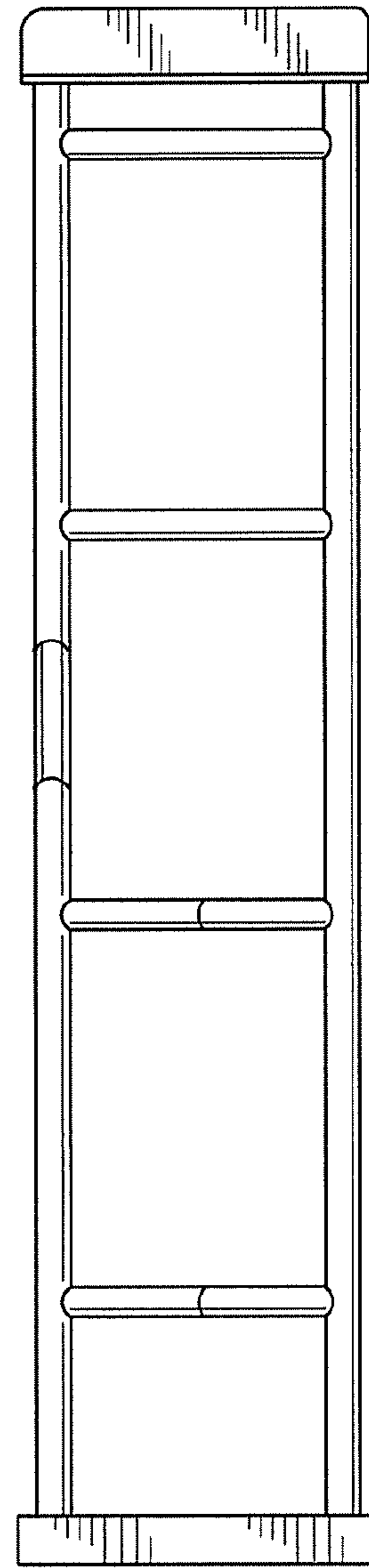


Fig. 3

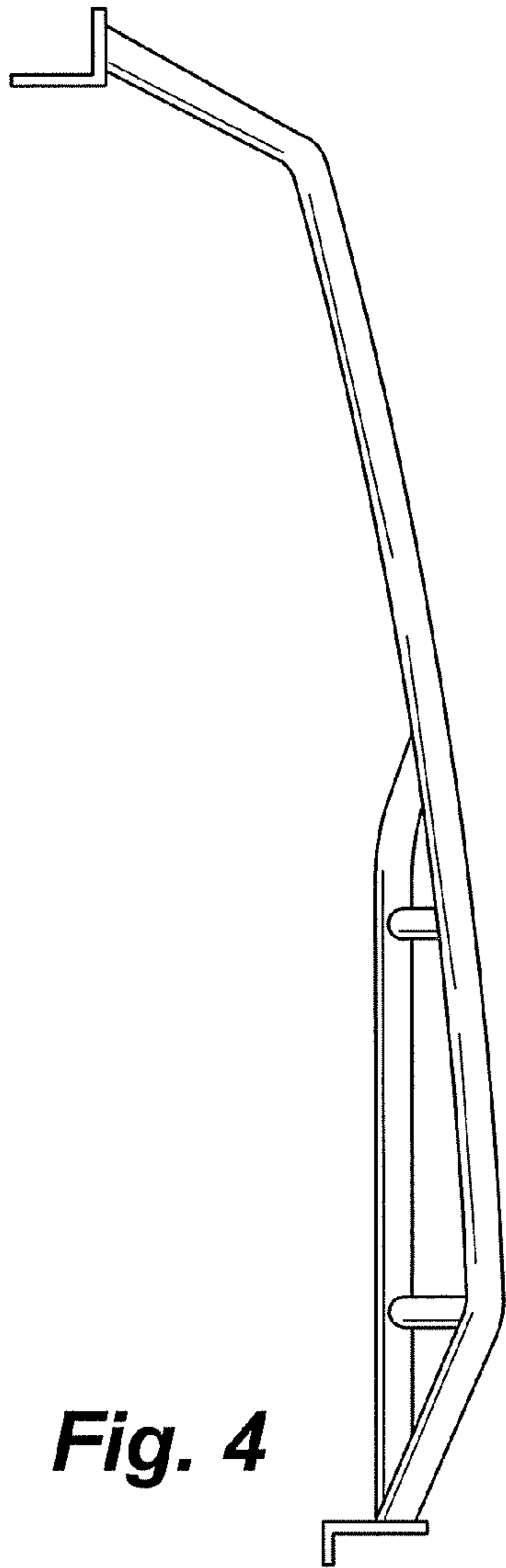


Fig. 4

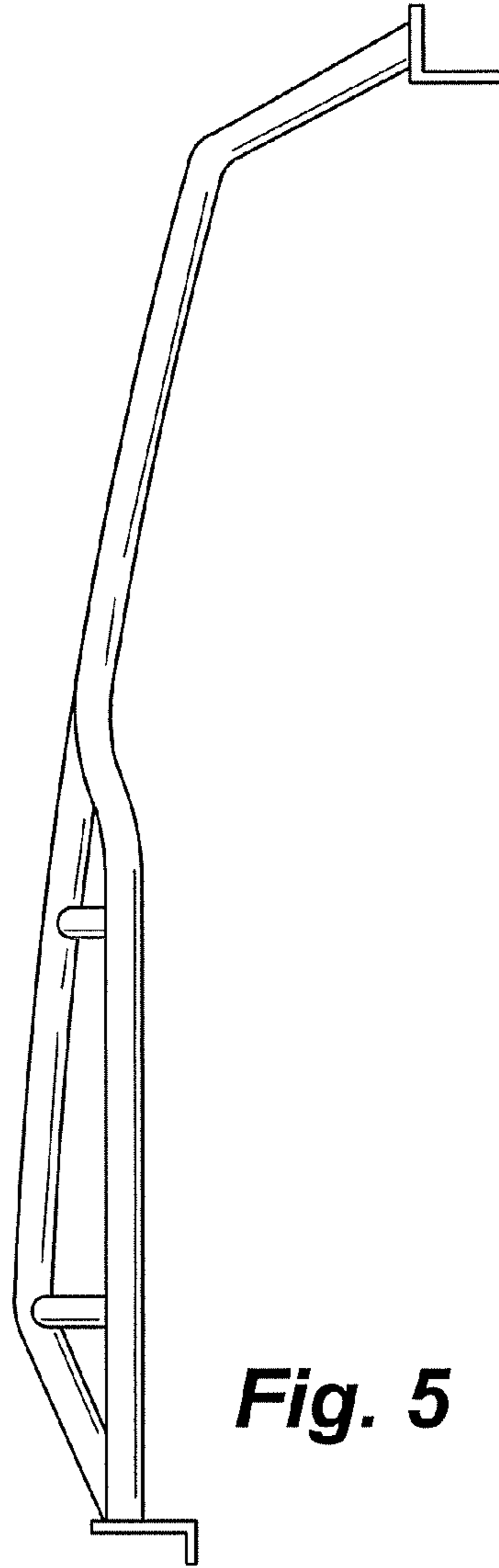


Fig. 5




Fig. 6




Fig. 7

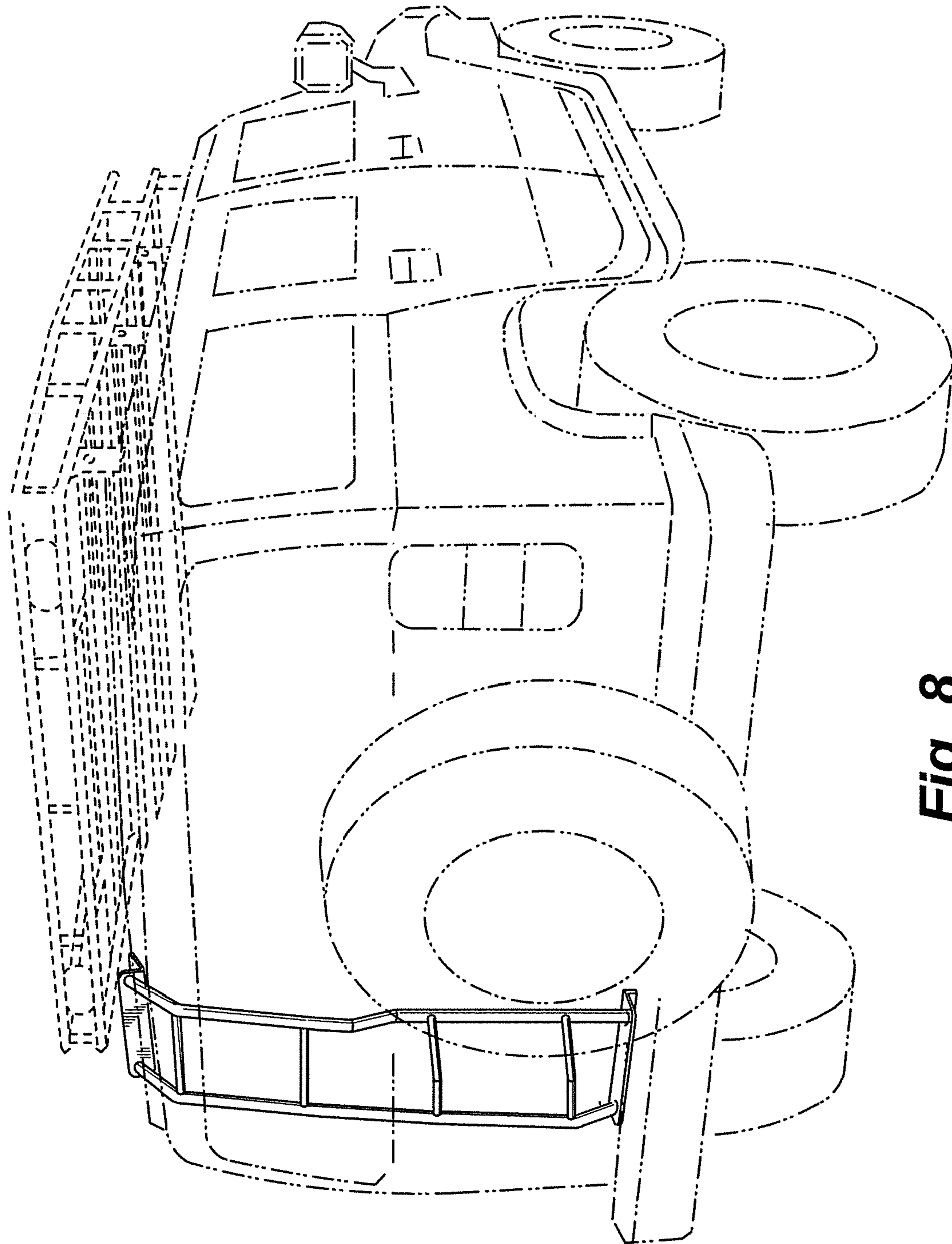


Fig. 8