

US00D549834S

(12) **United States Design Patent**  
**Huang**

(10) **Patent No.:** **US D549,834 S**

(45) **Date of Patent:** **\*\* Aug. 28, 2007**

(54) **ICE ROLLER MASSAGE DEVICE**

(76) Inventor: **Chu-Chau Huang**, P.O. Box 26-757,  
Taipei (TW)

(\*\*) Term: **14 Years**

(21) Appl. No.: **29/217,711**

(22) Filed: **Nov. 22, 2004**

(51) **LOC (8) Cl.** ..... **28-03**

(52) **U.S. Cl.** ..... **D24/211**

(58) **Field of Classification Search** ..... D24/200,  
D24/206, 207, 211–215; 601/102, 118, 119,  
601/120–123, 129, 130–131, 134–138, 15,  
601/19; D4/138; 492/16

See application file for complete search history.

(56) **References Cited**

**U.S. PATENT DOCUMENTS**

769,463	A *	9/1904	Blanchard	.....	601/19
1,264,666	A *	4/1918	Liungstrom	.....	401/219
D114,731	S *	5/1939	Tresenberg	.....	D24/211
D123,662	S *	11/1940	Avery	.....	D24/211
2,547,115	A *	4/1951	Folley	.....	601/119
D206,258	S *	11/1966	Roth	.....	D4/122
4,884,560	A *	12/1989	Kuracina	.....	601/19
D369,296	S *	4/1996	Park	.....	D9/429

D418,227	S *	12/1999	O'Connor	.....	D24/211
6,129,687	A *	10/2000	Powell et al.	.....	601/15
6,170,841	B1 *	1/2001	Mizuta	.....	280/89
D463,134	S *	9/2002	Vosbikian	.....	D4/122

\* cited by examiner

*Primary Examiner*—Charles A. Rademaker

*Assistant Examiner*—Melanie Levy

(74) *Attorney, Agent, or Firm*—Rosenberg, Klein & Lee

(57) **CLAIM**

The ornamental design for a “ice roller massage device,” as shown and described.

**DESCRIPTION**

FIG. 1 is a perspective view of a “ice roller massage device” showing my new design;

FIG. 2 is a front view thereof;

FIG. 3 is a rear view thereof;

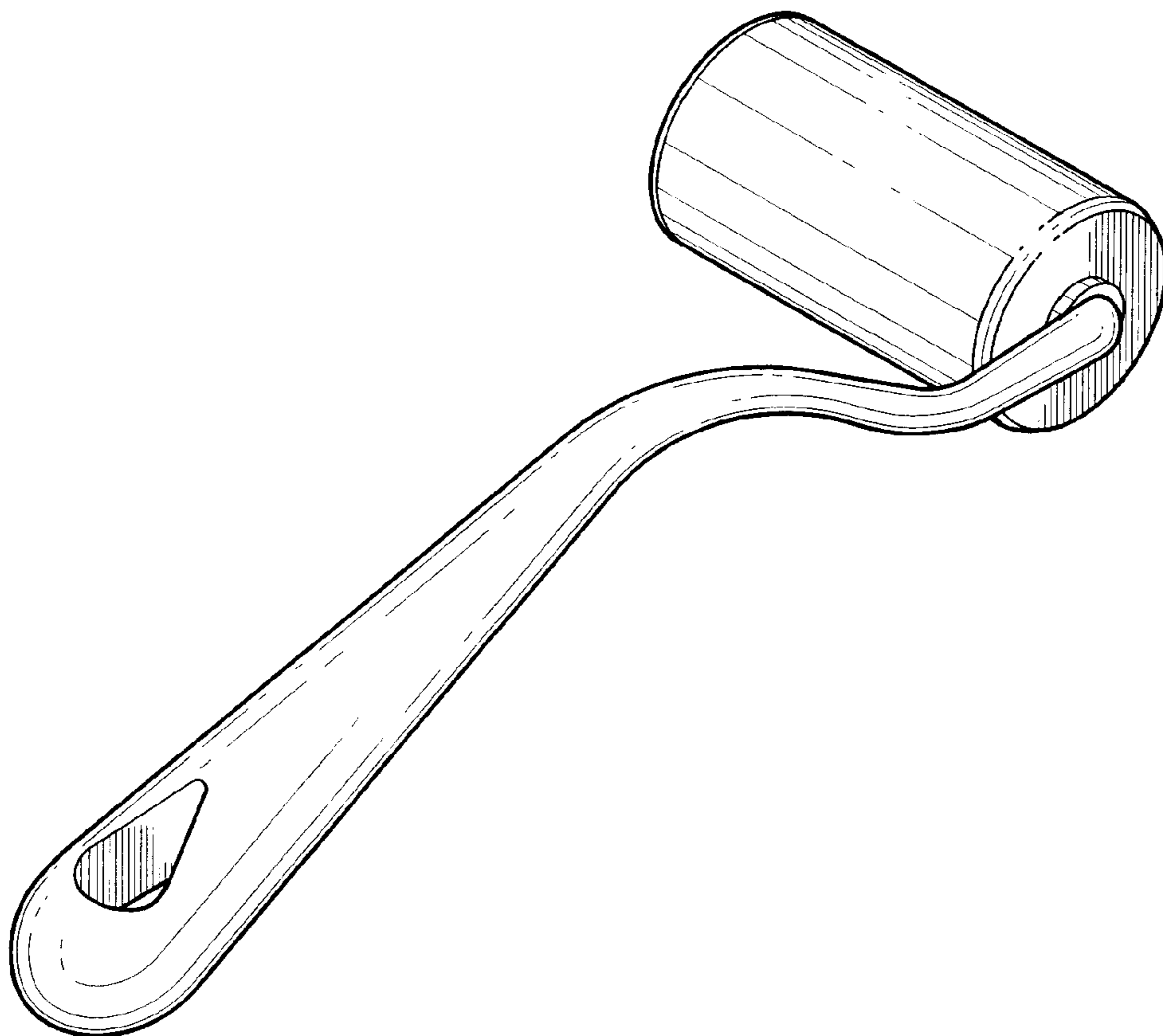
FIG. 4 is a left side view thereof;

FIG. 5 is a right side view thereof;

FIG. 6 is a top view thereof; and,

FIG. 7 is a bottom view thereof.

**1 Claim, 5 Drawing Sheets**



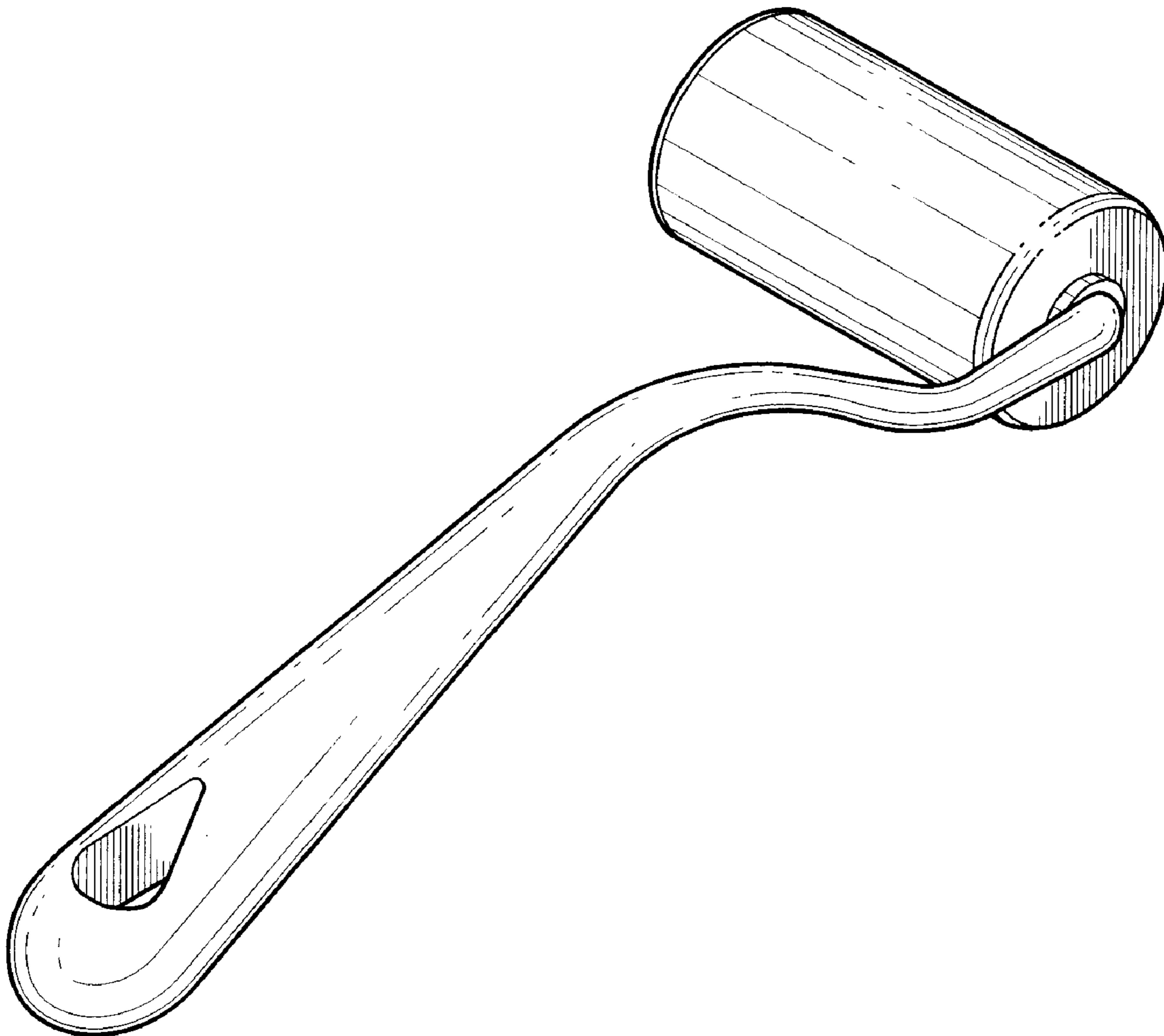


FIG. 1

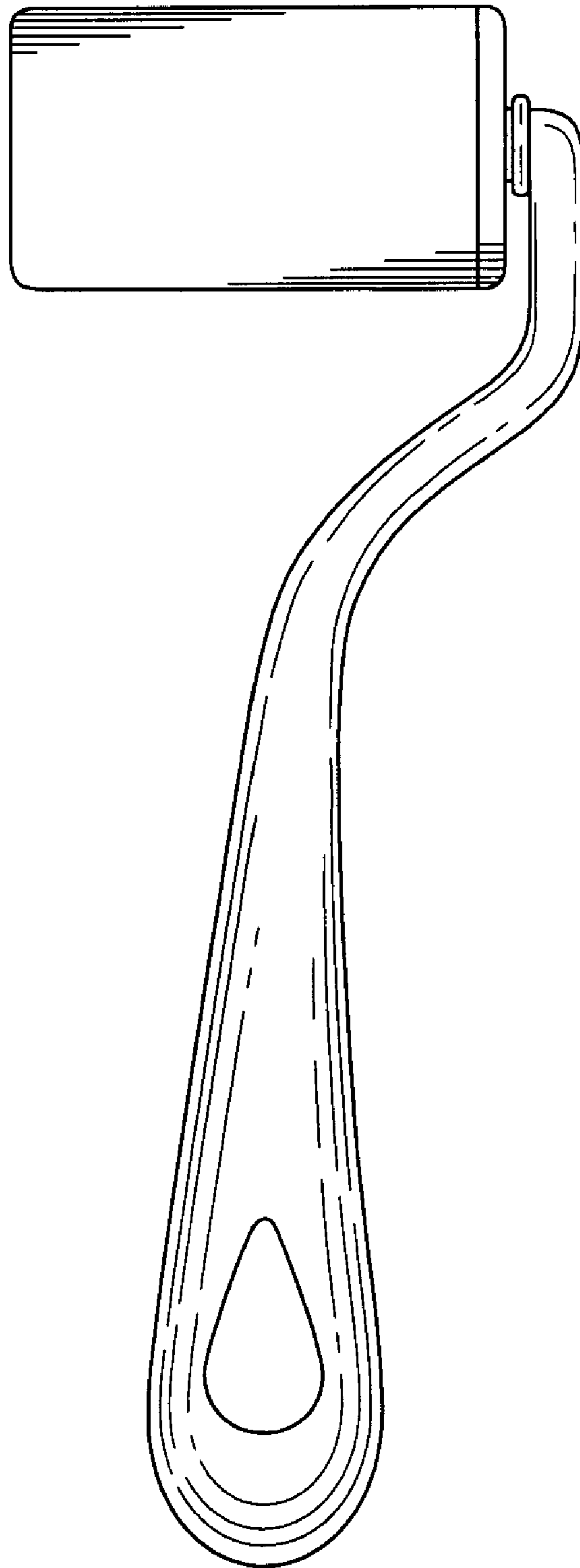


FIG. 2

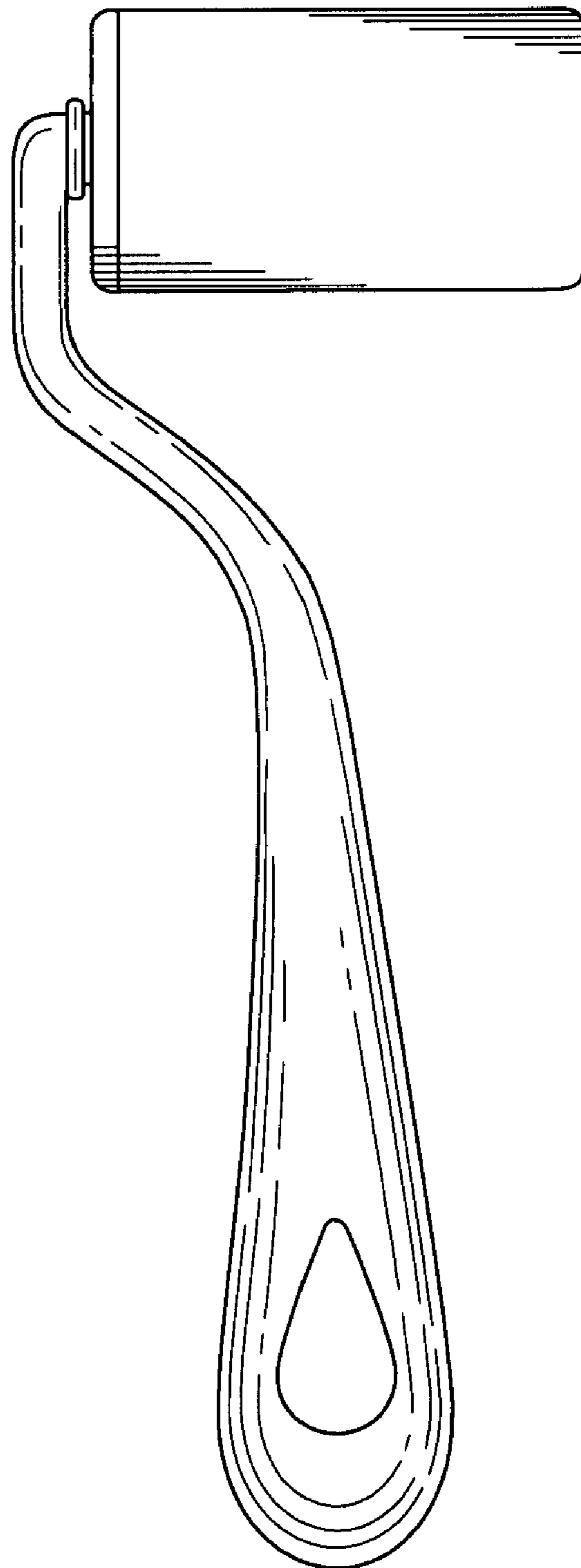


FIG. 3

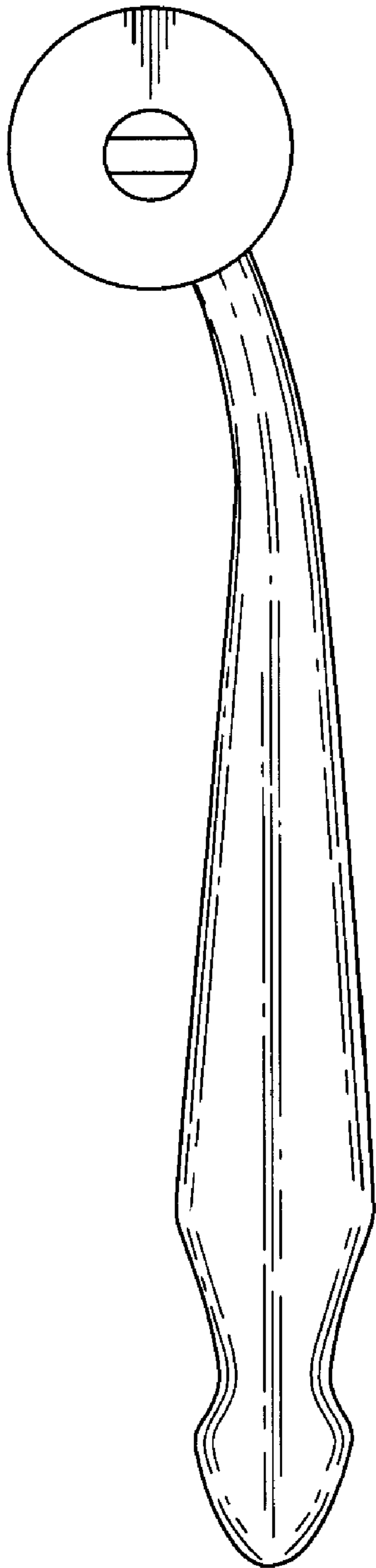


FIG. 4

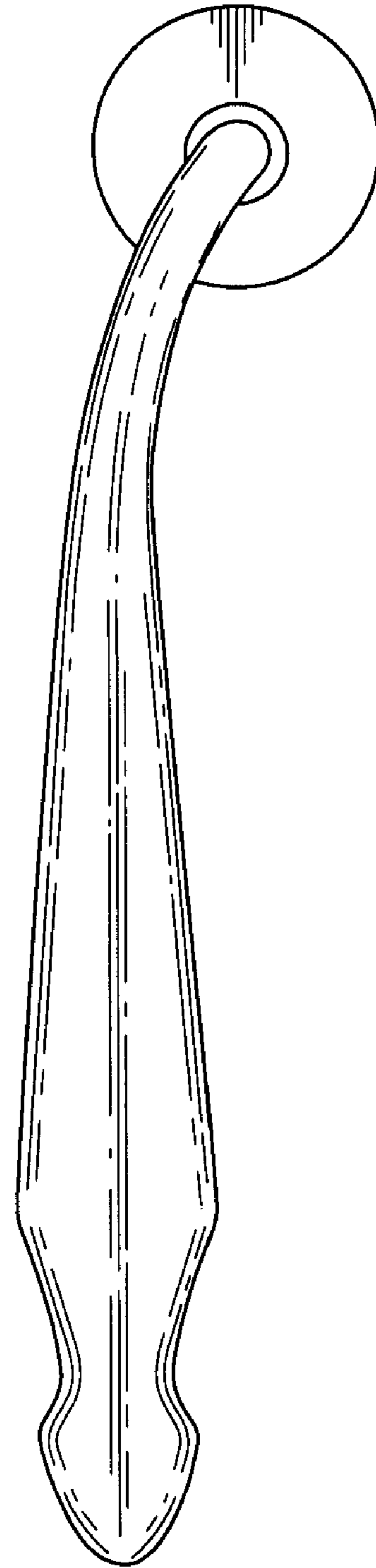


FIG. 5




FIG. 6

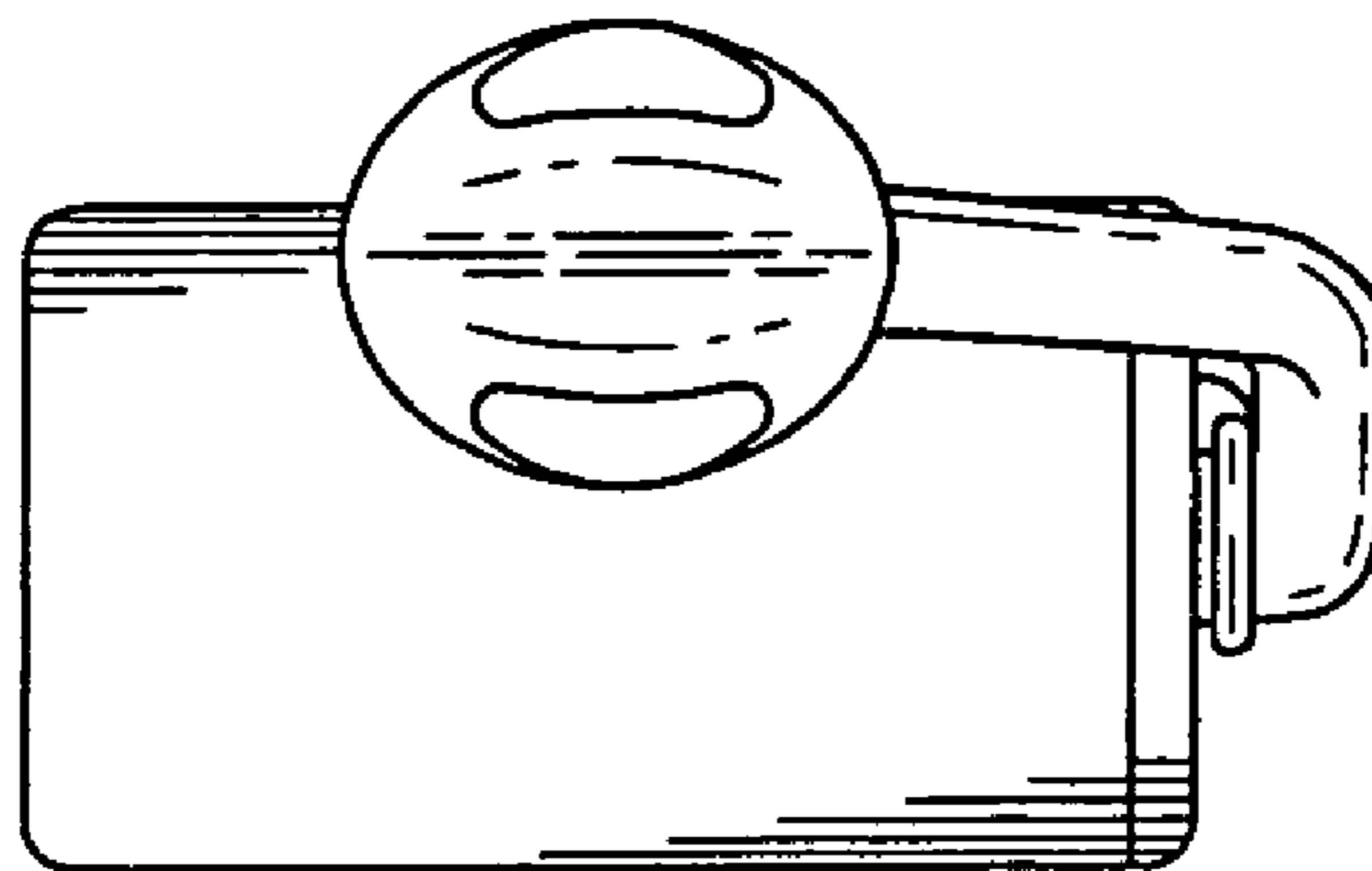


FIG. 7