



US00D549816S

(12) **United States Design Patent**
Gajewski

(10) **Patent No.:** **US D549,816 S**

(45) **Date of Patent:** **** Aug. 28, 2007**

(54) **PORTION OF FAN BLADE**

(75) Inventor: **Mark Gajewski**, Avila Beach, CA (US)

(73) Assignee: **Minka Lighting, Inc.**, Corona, CA (US)

(**) Term: **14 Years**

(21) Appl. No.: **29/210,391**

(22) Filed: **Jul. 30, 2004**

(51) **LOC (8) Cl.** **23-04**

(52) **U.S. Cl.** **D23/411**

(58) **Field of Classification Search** D23/377,
D23/379, 385, 411, 413; 416/5

See application file for complete search history.

(56) **References Cited**

FOREIGN PATENT DOCUMENTS

JP 60038202 A * 2/1985

OTHER PUBLICATIONS

U.S. Appl. No. 29/210,406, Jul. 30, 2004, Mark Gajewski.

U.S. Appl. No. 29/210,460, Jul. 30, 2004, Mark Gajewski.

U.S. Appl. No. 29/210,407, Jul. 30, 2004, Mark Gajewski.

U.S. Appl. No. 29/210,394, Jul. 30, 2004, Mark Gajewski.

U.S. Appl. No. 29/210,409, Jul. 30, 2004, Mark Gajewski.

U.S. Appl. No. 29/189,950, Sep. 12, 2003, Rolando Hidalgo.
Minka Aire 2004; pp. 4-5, Jan. 2004, Minka Lighting, Inc. USA.
Minka Aire 2004; pp. 50-51, Jan. 2004, Minka Lighting, Inc. USA.
Model MF60X, Jun. 11, 2004, The Modern Fan Co.
Cirrus Hugger/ MF30X, Jun. 11, 2004, The Modern Fan Co.
Ball/ MF110X, Jun. 11, 2004, The Modern Fan Co.

* cited by examiner

Primary Examiner—Lisa Lichtenstein

(74) *Attorney, Agent, or Firm*—Baker & McKenzie LLP

(57) **CLAIM**

The ornamental design for the portion of fan blade, as shown and described.

DESCRIPTION

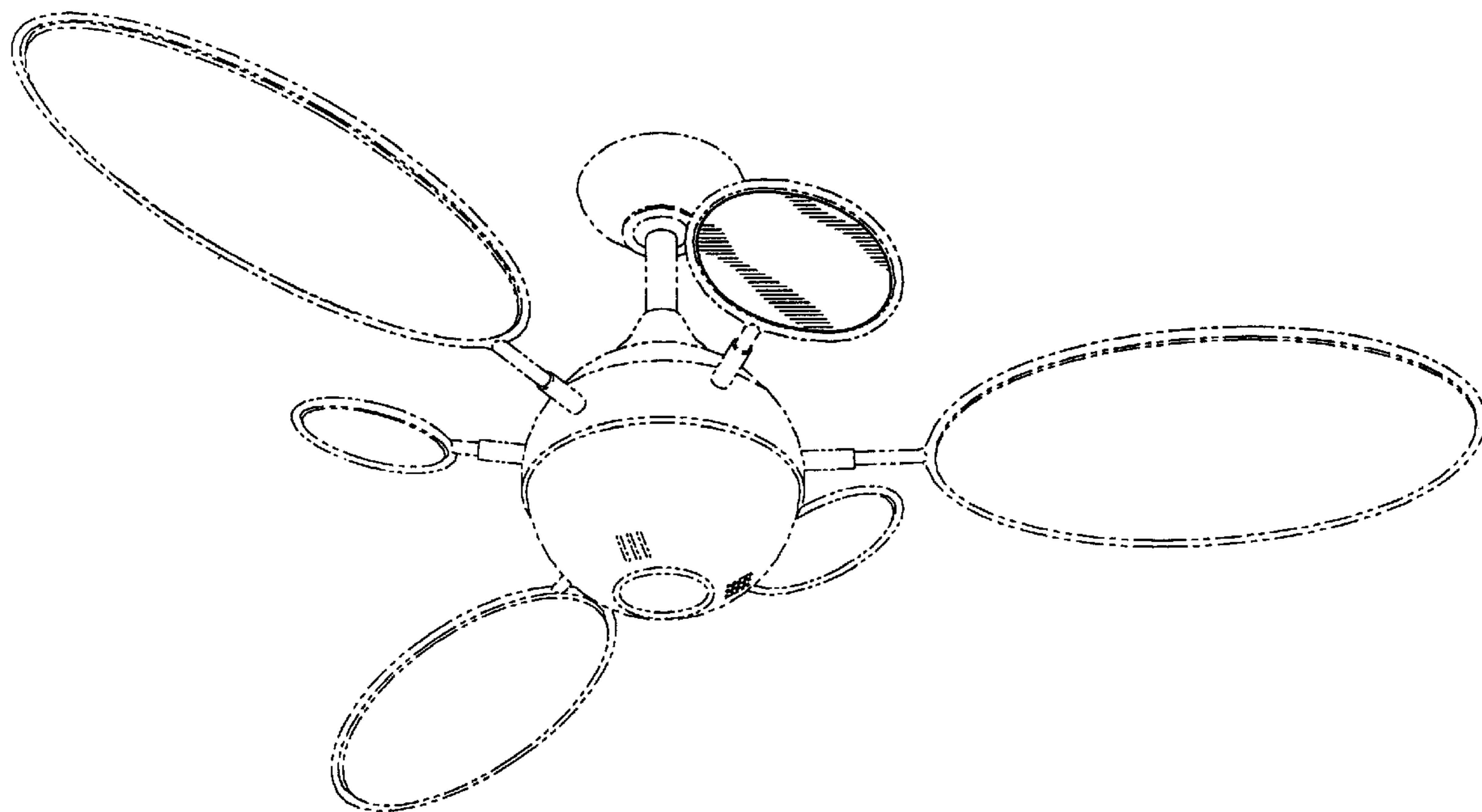
FIG. 1 is a perspective view from below of a portion of fan blade in accordance with my design;

FIG. 2 is an enlarged bottom plan view of a portion of fan blade in accordance with my design; and,

FIG. 3 is an enlarged bottom plan view of a portion of fan blade in accordance with my design.

The broken line showing of the ceiling fan blade holder is included for the purpose of illustrating environmental structure and forms no part of the claimed design.

1 Claim, 2 Drawing Sheets



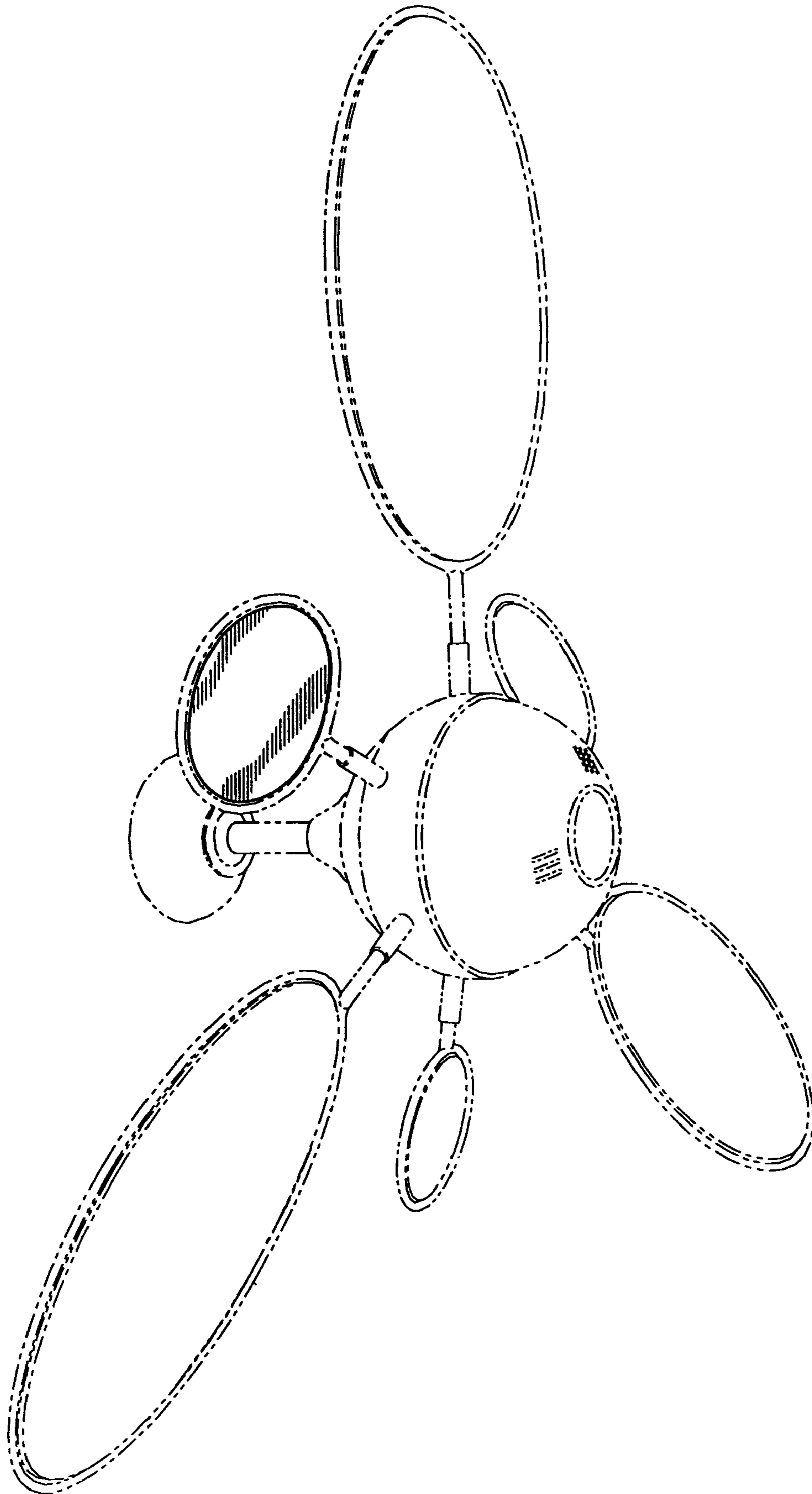


Fig. 1

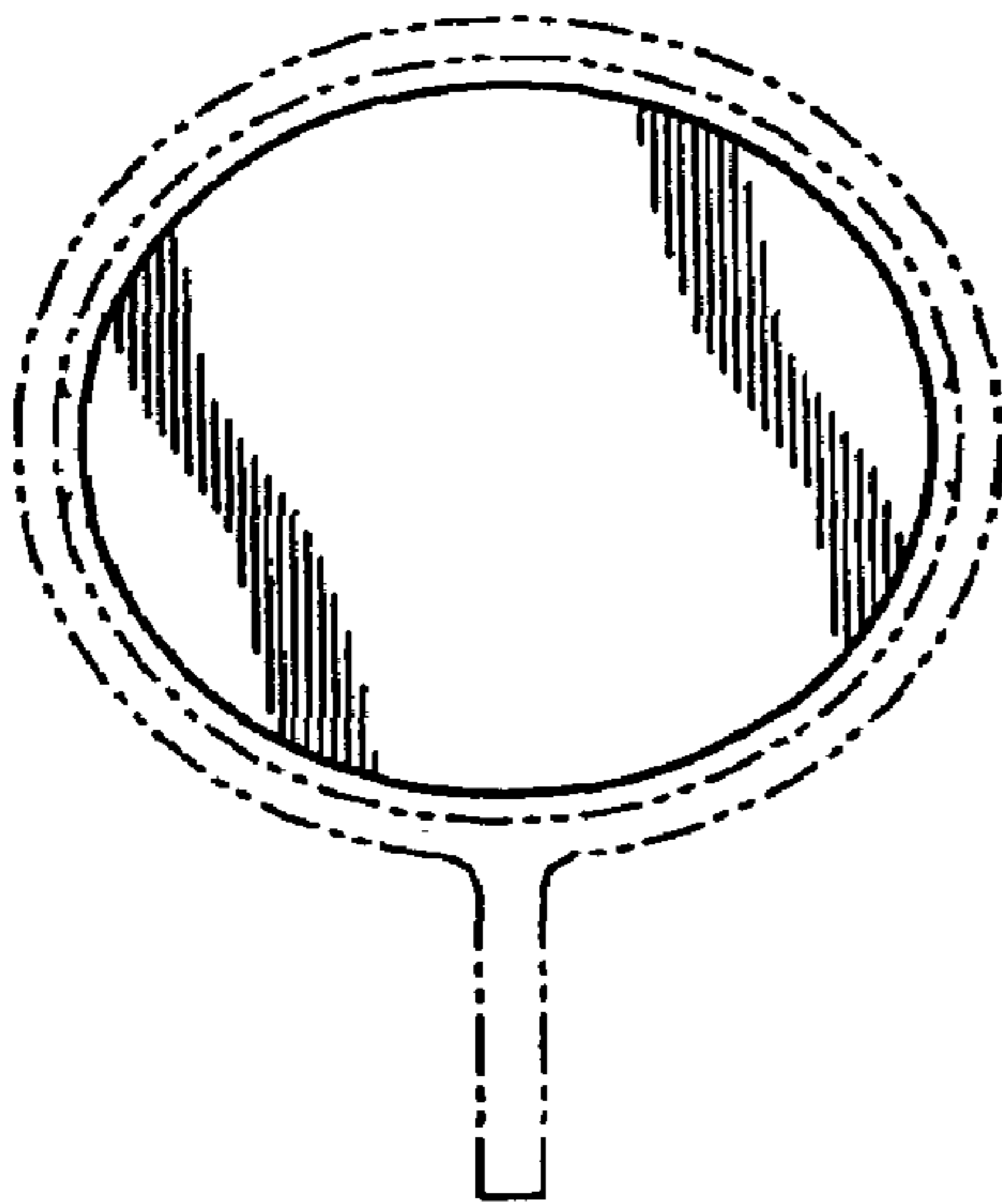


Fig.2

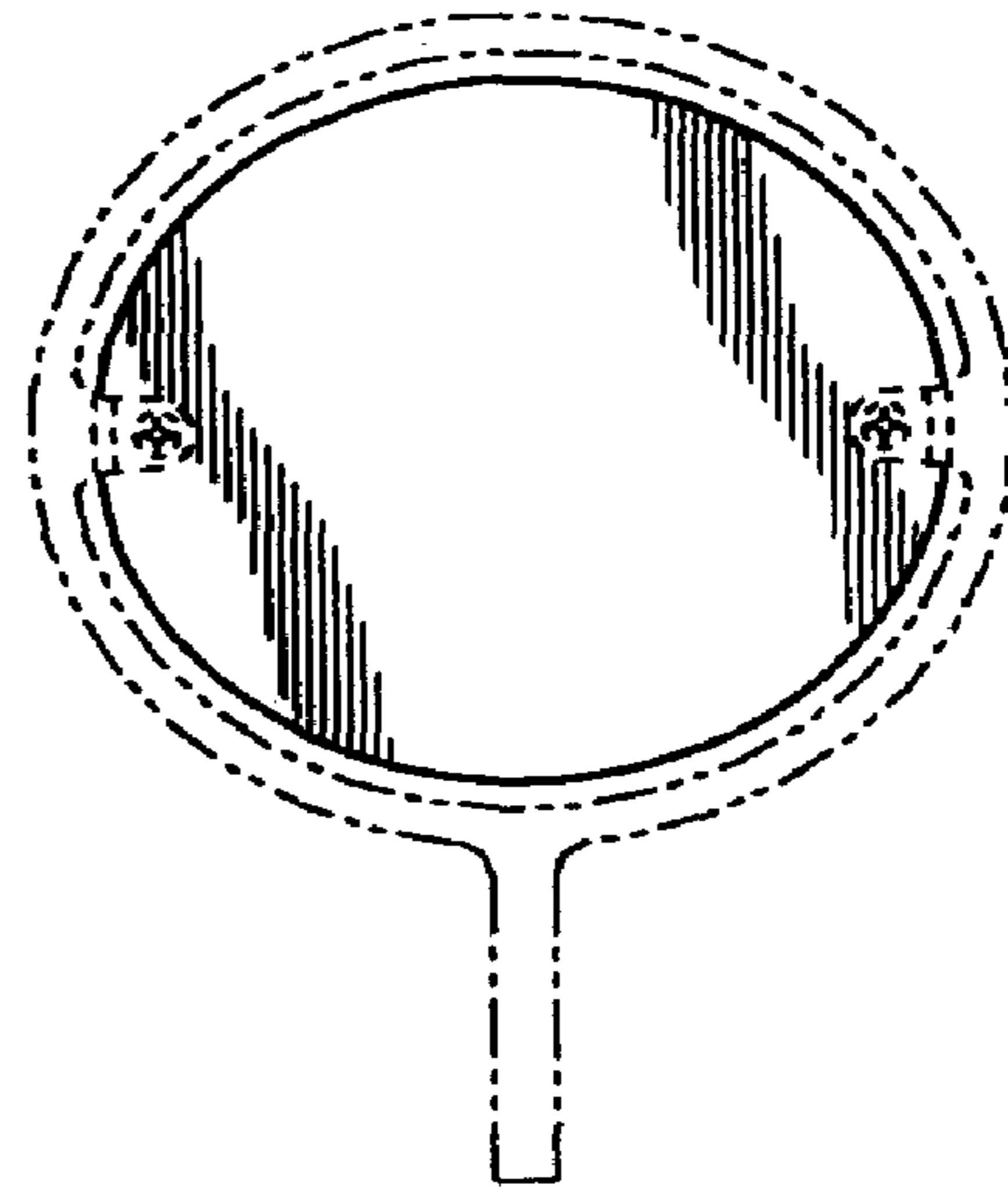


Fig.3