

US00D549812S

(12) **United States Design Patent** (10) **Patent No.:** **US D549,812 S**  
**Fellows et al.** (45) **Date of Patent:** **\*\* Aug. 28, 2007**

(54) **4-CHAMBER AIR FRESHENER**  
(75) Inventors: **Robert Fellows**, Park Ridge, NJ (US);  
**Jeffrey Lawrence Stern**, Rancho Santa  
Margarita, CA (US); **Kwok-Kuen Tong**,  
Hong Kong (CN); **Steven Claisse**,  
Tenafly, NJ (US); **Joseph Ponzoni**,  
Washingtonville, NY (US); **Jose**  
**Michael Nina**, Vernon, NJ (US)  
(73) Assignees: **Waldwick Plastics Corporation**,  
Waldwick, NJ (US); **Kerry, Inc.**, Beloit,  
WI (US)  
(\*\*) Term: **14 Years**  
(21) Appl. No.: **29/267,694**  
(22) Filed: **Oct. 19, 2006**

D367,924 S \* 3/1996 Patel et al. .... D23/369  
D375,350 S \* 11/1996 Patel et al. .... D23/366  
D399,945 S \* 10/1998 Bonomo et al. .... D23/369  
D436,536 S \* 1/2001 Levi ..... D9/447  
D441,441 S \* 5/2001 Upson ..... D23/366  
6,244,518 B1 \* 6/2001 Pogue ..... 239/36  
6,631,852 B1 \* 10/2003 O'Leary ..... 239/60  
D487,308 S \* 3/2004 Engerant ..... D23/366  
D490,886 S \* 6/2004 Engerant ..... D23/366  
D493,515 S \* 7/2004 Morillas ..... D23/366  
D493,878 S \* 8/2004 Morillas ..... D23/366  
D494,668 S \* 8/2004 Morillas ..... D23/366  
D495,044 S \* 8/2004 Morillas ..... D23/366  
D497,424 S \* 10/2004 Morillas ..... D23/366  
D497,665 S \* 10/2004 Morillas ..... D23/366  
D497,986 S \* 11/2004 Morillas ..... D23/366  
D498,524 S \* 11/2004 Morillas ..... D23/366  
D498,836 S \* 11/2004 Morillas ..... D23/366  
D503,974 S \* 4/2005 Morillas ..... D23/366  
D504,500 S \* 4/2005 Morillas ..... D23/366

\* cited by examiner

*Primary Examiner*—Sandra Snapp

(51) **LOC (8) Cl.** ..... **28-99**  
(52) **U.S. Cl.** ..... **D23/366**  
(58) **Field of Classification Search** ..... 261/DIG. 17,  
261/DIG. 42, DIG. 65, DIG. 88, DIG. 89;  
D23/355-369; D28/5, 6; 392/341, 342,  
392/386, 390, 392, 393, 394, 401; 239/34,  
239/35, 42, 60, 53-58, 136, 326; D11/43,  
D11/79

(57) **CLAIM**

The ornamental design for a 4-chamber air freshener, as shown and described.

See application file for complete search history.

**DESCRIPTION**

FIG. 1 is a perspective front view of the 4-chamber air freshener showing our new design;  
FIG. 2 is a front view thereof;  
FIG. 3 is a rear view thereof;  
FIG. 4 is a side view thereof;  
FIG. 5 is a opposite side view thereof;  
FIG. 6 is a top view thereof; and,  
FIG. 7 is a bottom view thereof.

The broken lines shown in the drawings are for illustrative purposes only and form no part of the claimed design.

(56) **References Cited**  
U.S. PATENT DOCUMENTS  
168,972 A \* 10/1875 Dayton ..... 239/55  
3,286,872 A \* 11/1966 Burdick, Jr. .... 220/351  
D227,011 S \* 5/1973 Kovac ..... D23/359  
3,784,102 A \* 1/1974 Stults ..... 239/36  
4,014,501 A \* 3/1977 Buckenmayer ..... 239/58  
D268,520 S \* 4/1983 LeCaire Jr. .... D23/369  
D268,614 S \* 4/1983 von Philipp et al. .... D23/369  
4,382,548 A \* 5/1983 van der Heijden ..... 239/56  
D296,820 S \* 7/1988 Suhajda ..... D23/363  
4,815,659 A \* 3/1989 Turko et al. .... 239/6  
D323,383 S \* 1/1992 Keays et al. .... D23/366

**1 Claim, 3 Drawing Sheets**

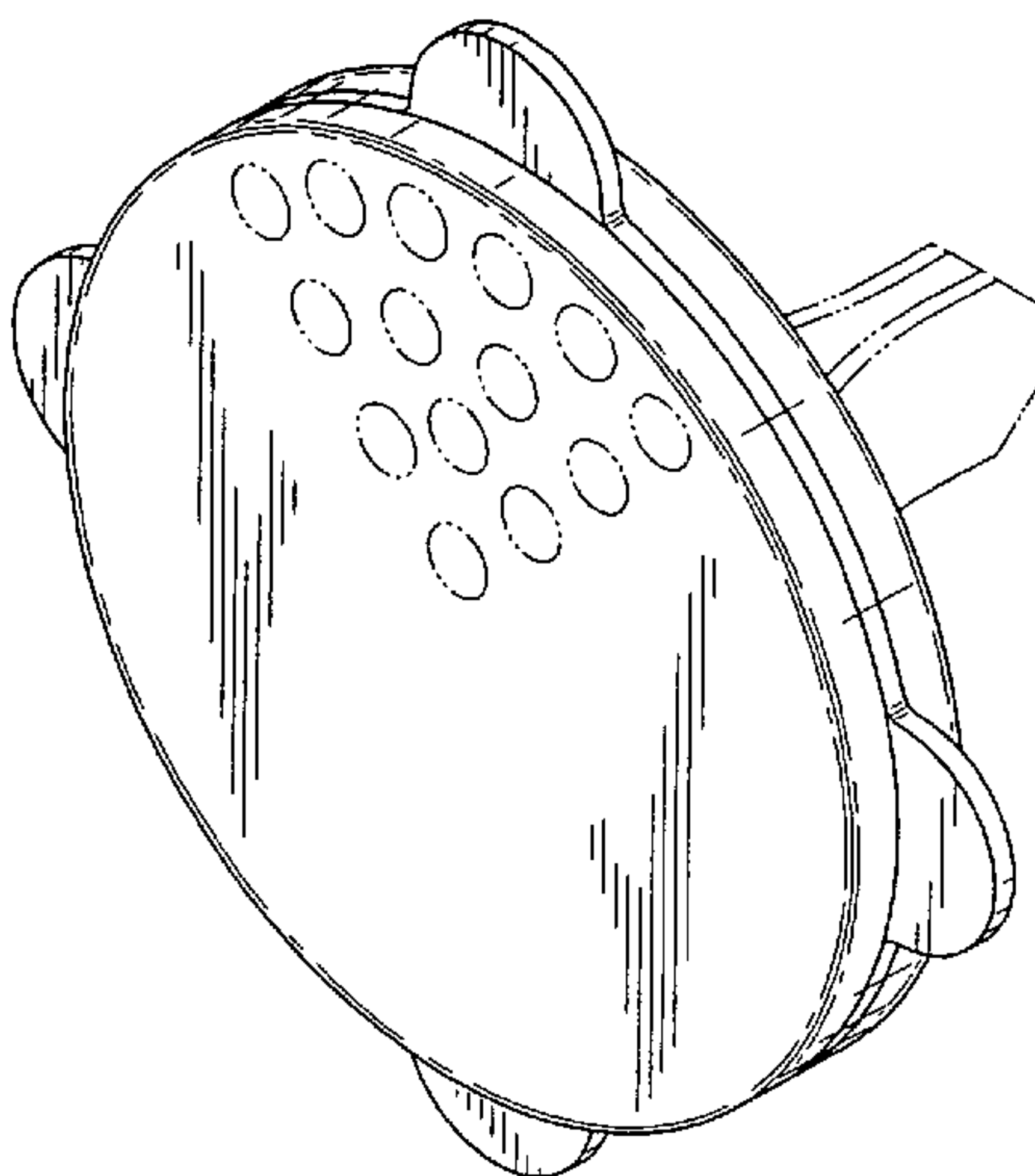


FIG. 1

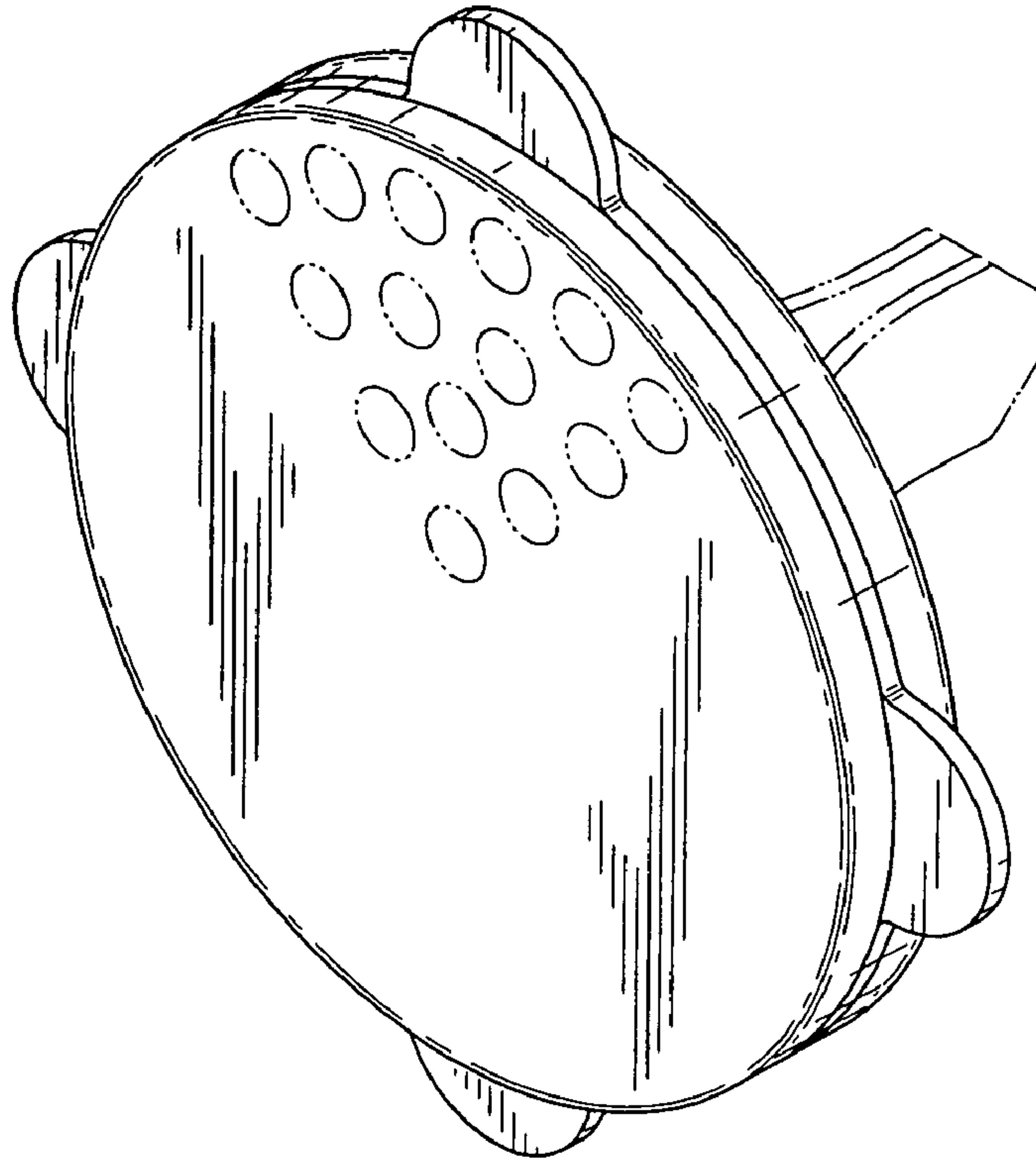


FIG. 2

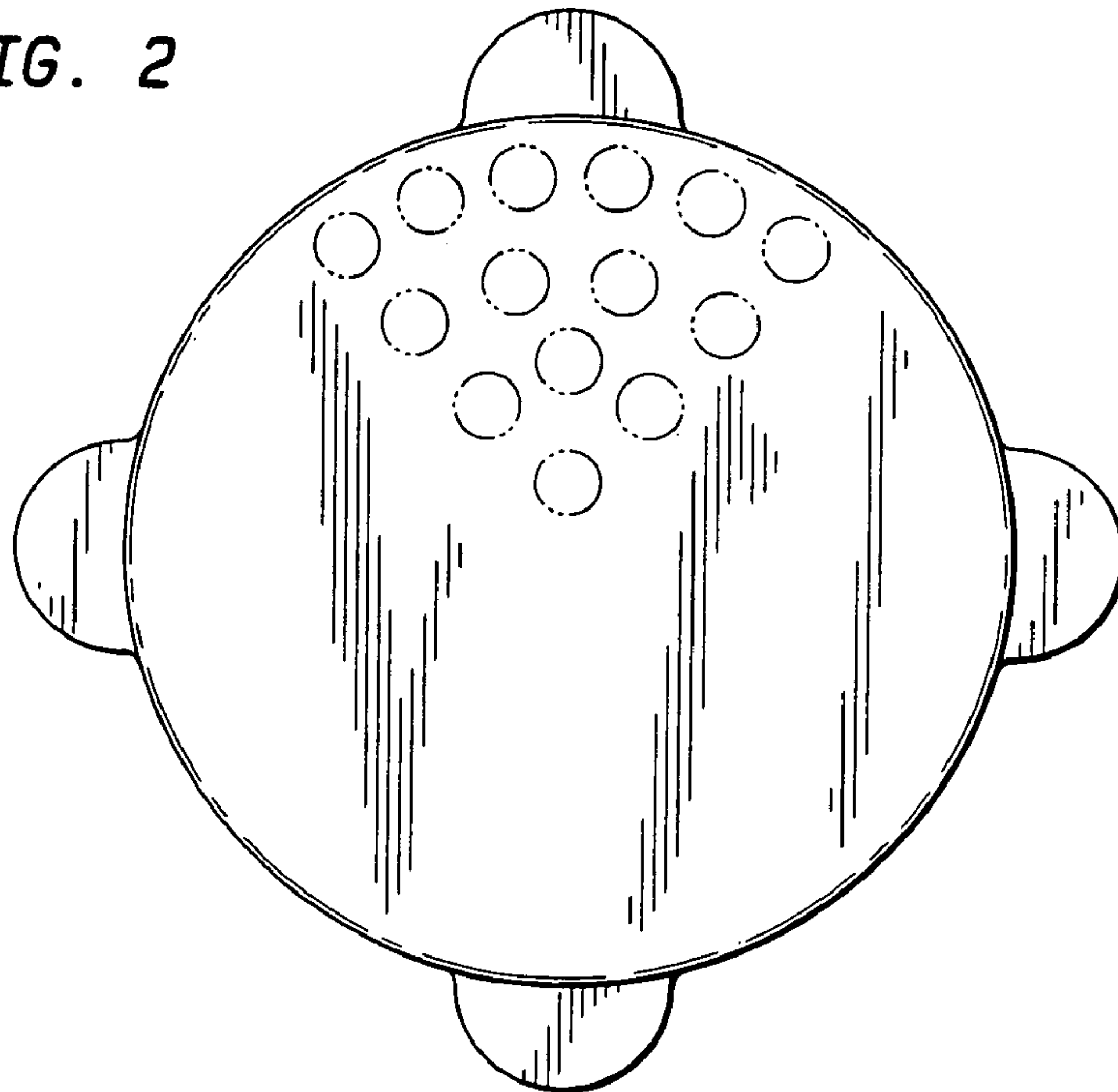


FIG. 3

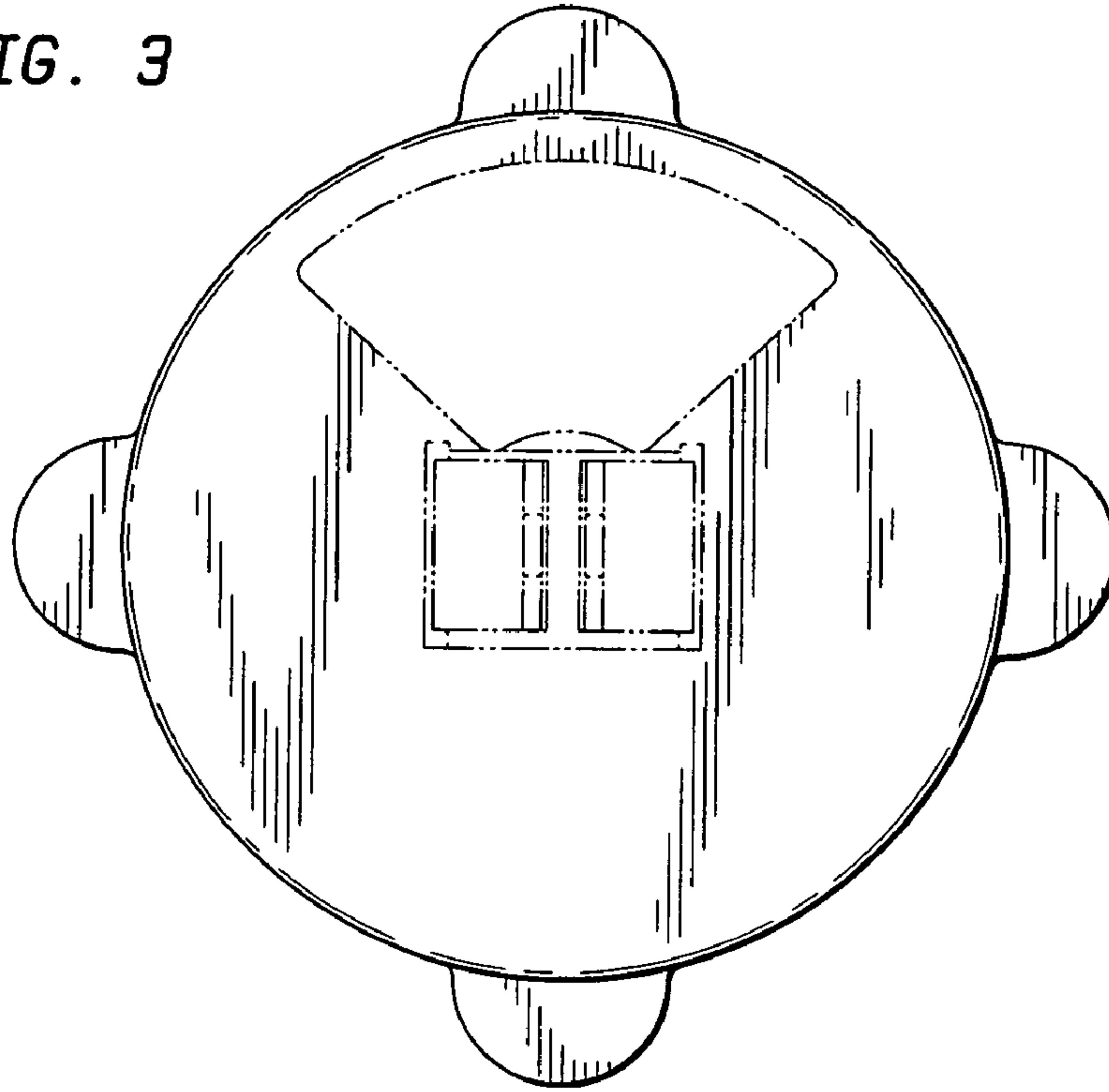


FIG. 4

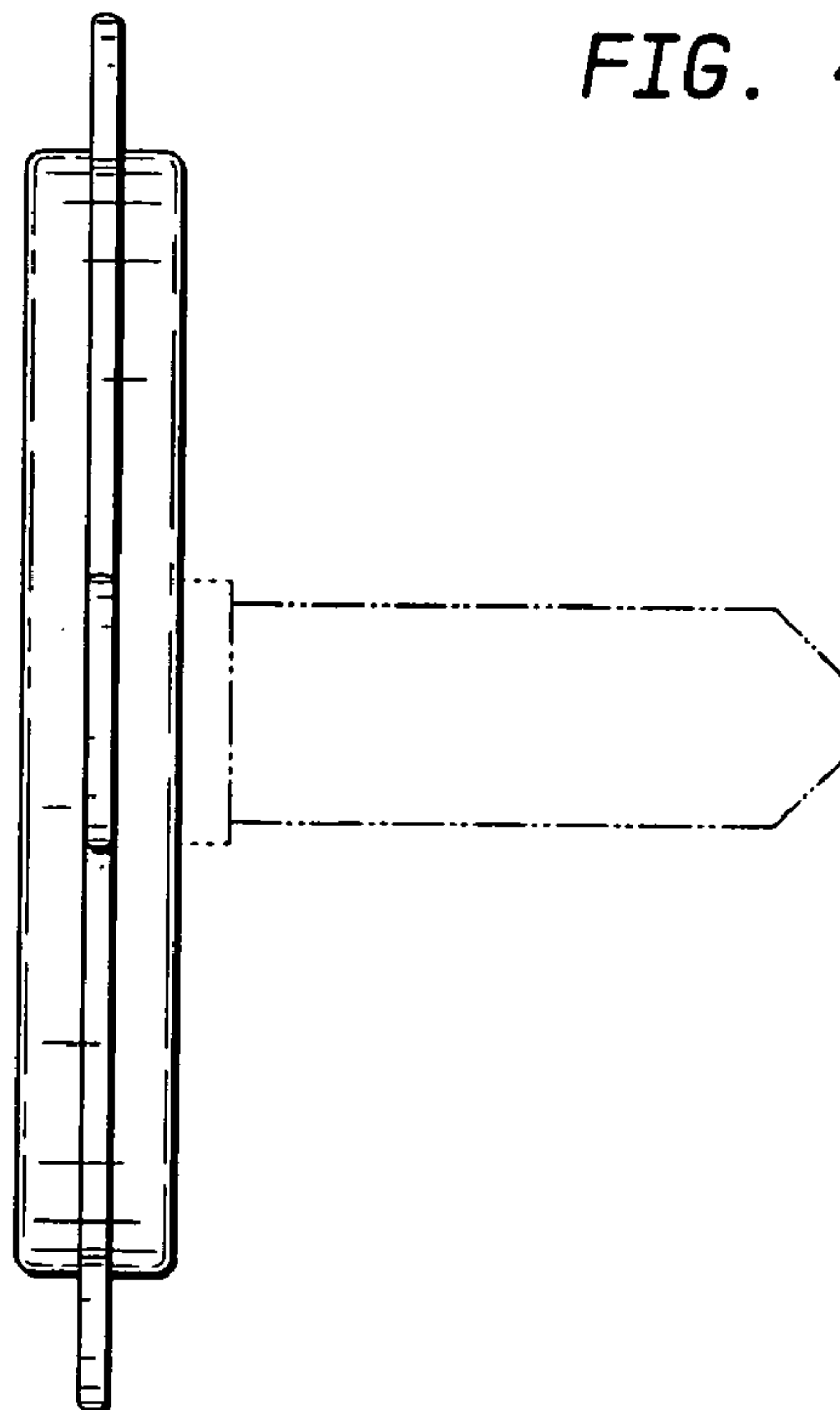


FIG. 5

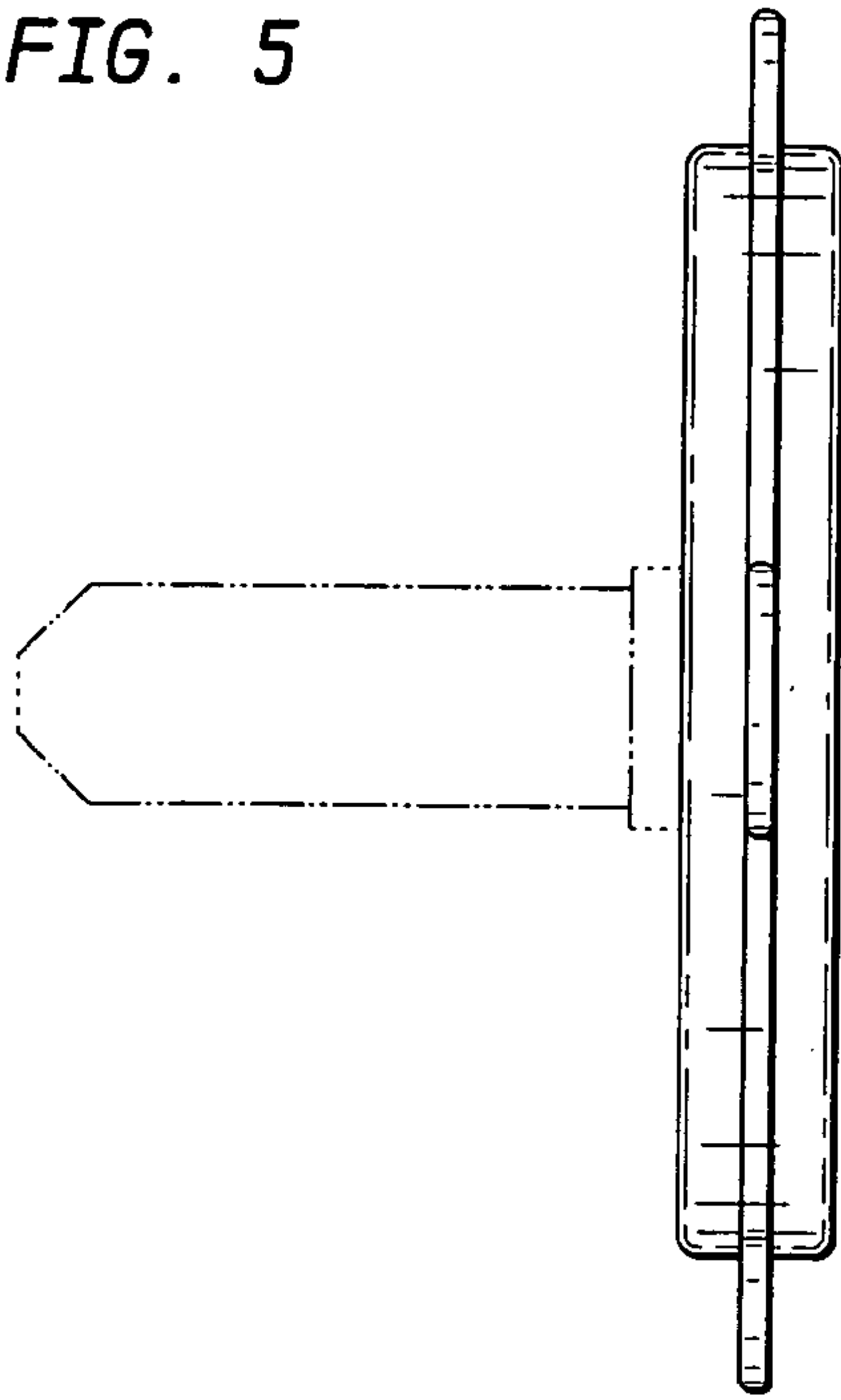


FIG. 6

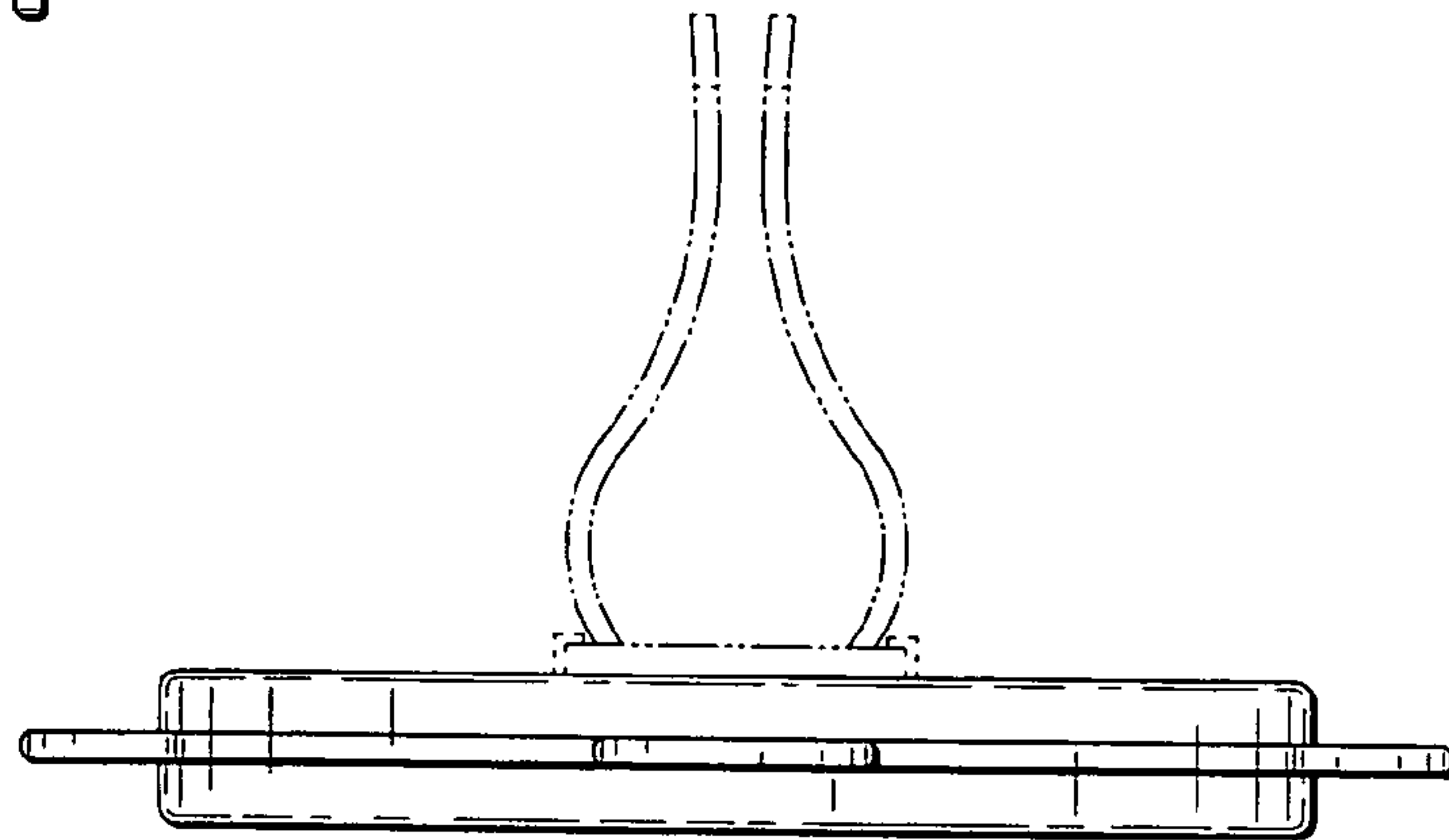


FIG. 7

