

US00D549810S

(12) **United States Design Patent**  
**Smith et al.**

(10) **Patent No.:** **US D549,810 S**

(45) **Date of Patent:** **\*\* Aug. 28, 2007**

(54) **HUMIDIFIER TUB**

D385,343 S \* 10/1997 Chiu et al. .... D23/358  
D498,527 S \* 11/2004 Virr et al. .... D24/110

(75) Inventors: **Ian Malcolm Smith**, Westleigh (AU);  
**William Bonilla**, Blacktown (AU);  
**John Michael Snow**, Cremorne (AU);  
**Perry David Lithgow**, Glenwood  
(AU); **Dan Kao**, Chatswood (AU)

**OTHER PUBLICATIONS**

U.S. Appl. No. 29/251,427, filed Jan. 2006, Snow et al.

\* cited by examiner

*Primary Examiner*—Robin Webster

(74) *Attorney, Agent, or Firm*—Nixon & Vanderhye P.C.

(73) Assignee: **ResMed Limited**, Bella Vista (AU)

(\*\*) Term: **14 Years**

(57) **CLAIM**

(21) Appl. No.: **29/257,528**

The ornamental design for a humidifier tub, as shown and described.

(22) Filed: **Apr. 6, 2006**

**DESCRIPTION**

(51) **LOC (8) Cl.** ..... **23-04**

FIG. 1 is a front perspective view of a humidifier tub for a respiratory apparatus according to our design;

(52) **U.S. Cl.** ..... **D23/358**

FIG. 2 is a front view thereof;

(58) **Field of Classification Search** ..... D23/356,  
D23/358, 355, 364-5; 392/386, 405-6; 239/136;  
261/DIG. 65; D24/110

FIG. 3 is a rear view thereof;

See application file for complete search history.

FIG. 4 is a top view thereof;

(56) **References Cited**

FIG. 5 is a bottom view thereof; and,

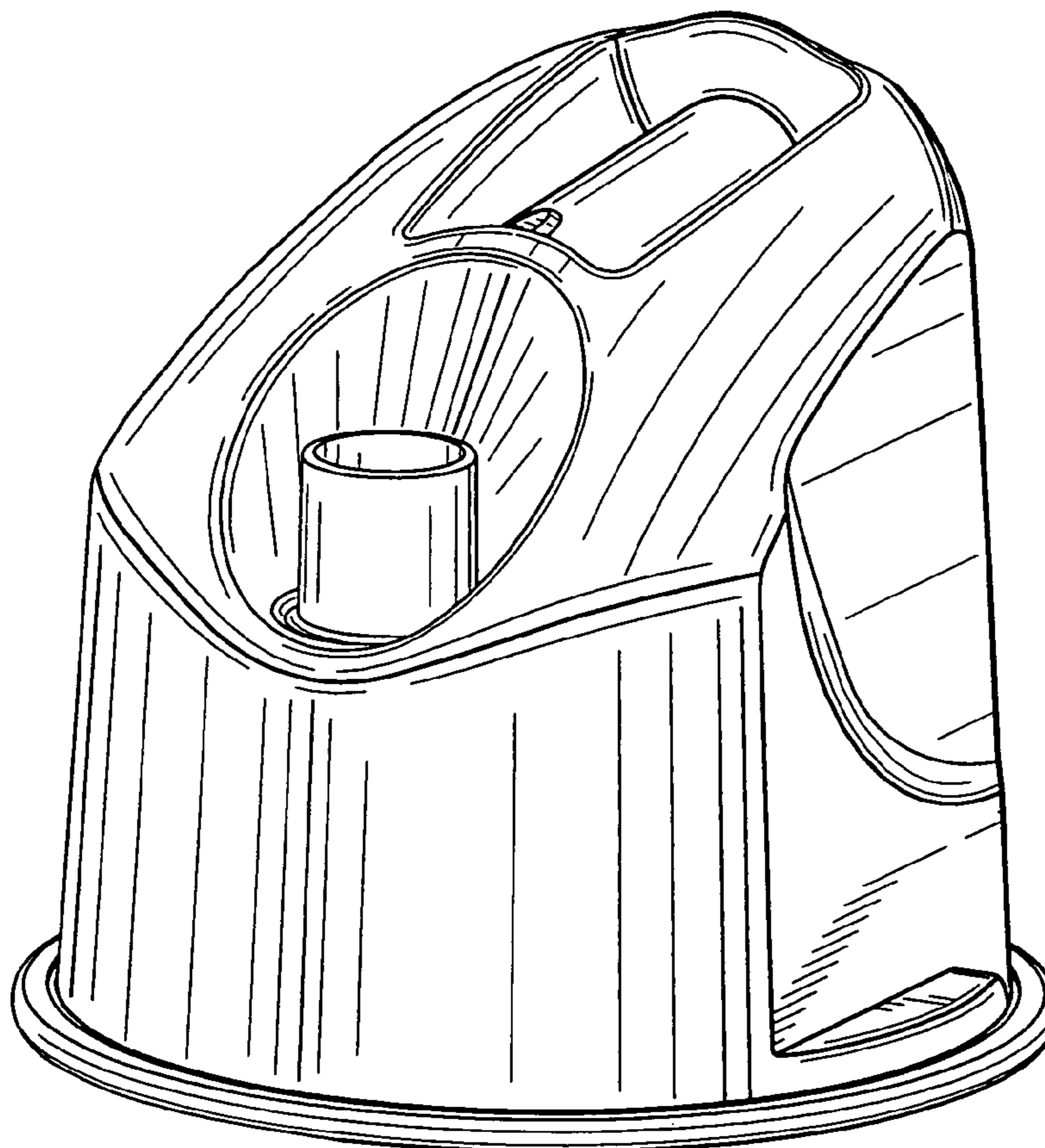
**U.S. PATENT DOCUMENTS**

FIG. 6 is a right side view thereof, with the left side view thereof being a mirror image thereof.

D370,059 S \* 5/1996 Chiu et al. .... D23/358

D377,973 S \* 2/1997 Jane et al. .... D23/358

**1 Claim, 4 Drawing Sheets**



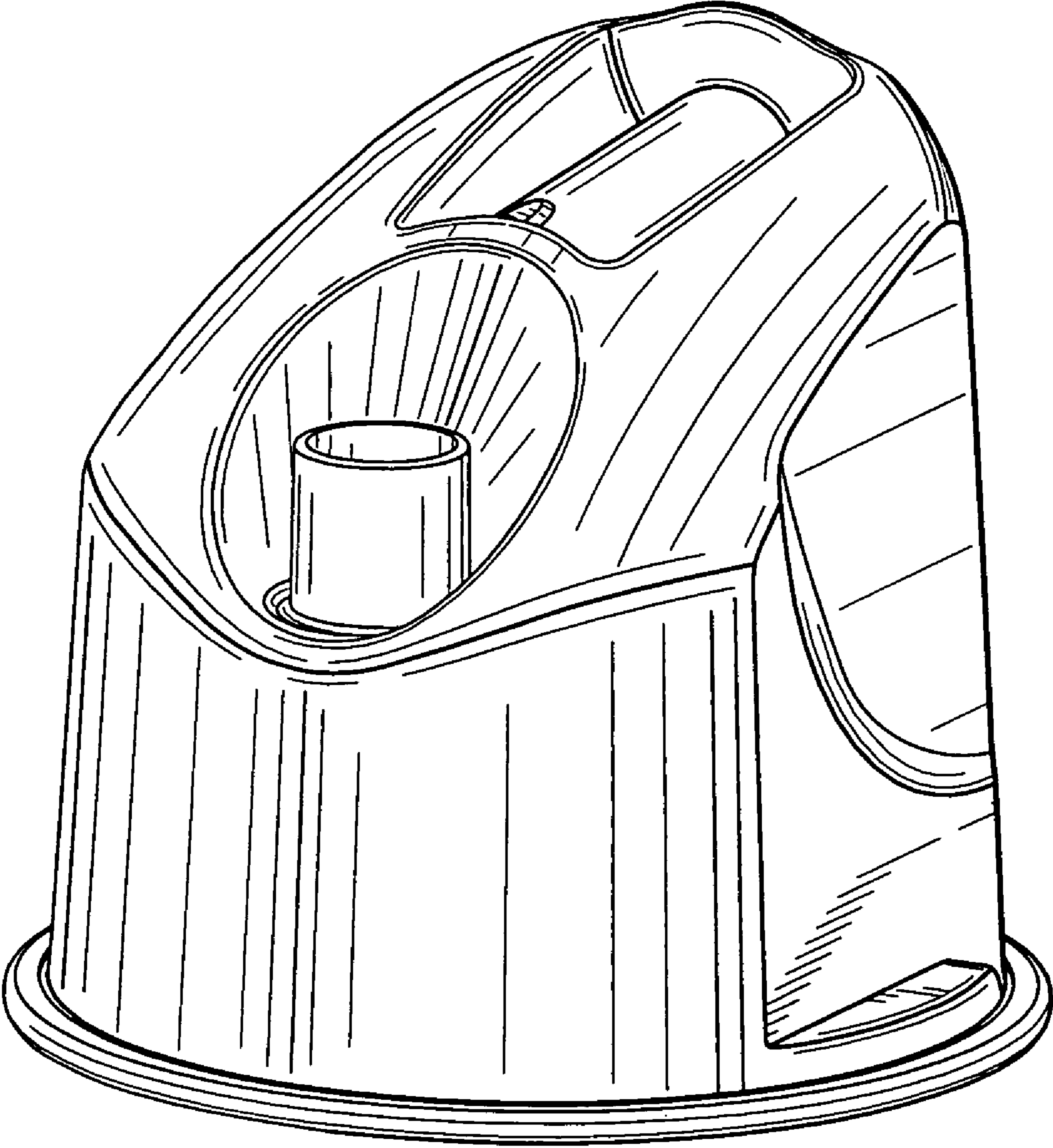


Fig. 1




Fig. 2

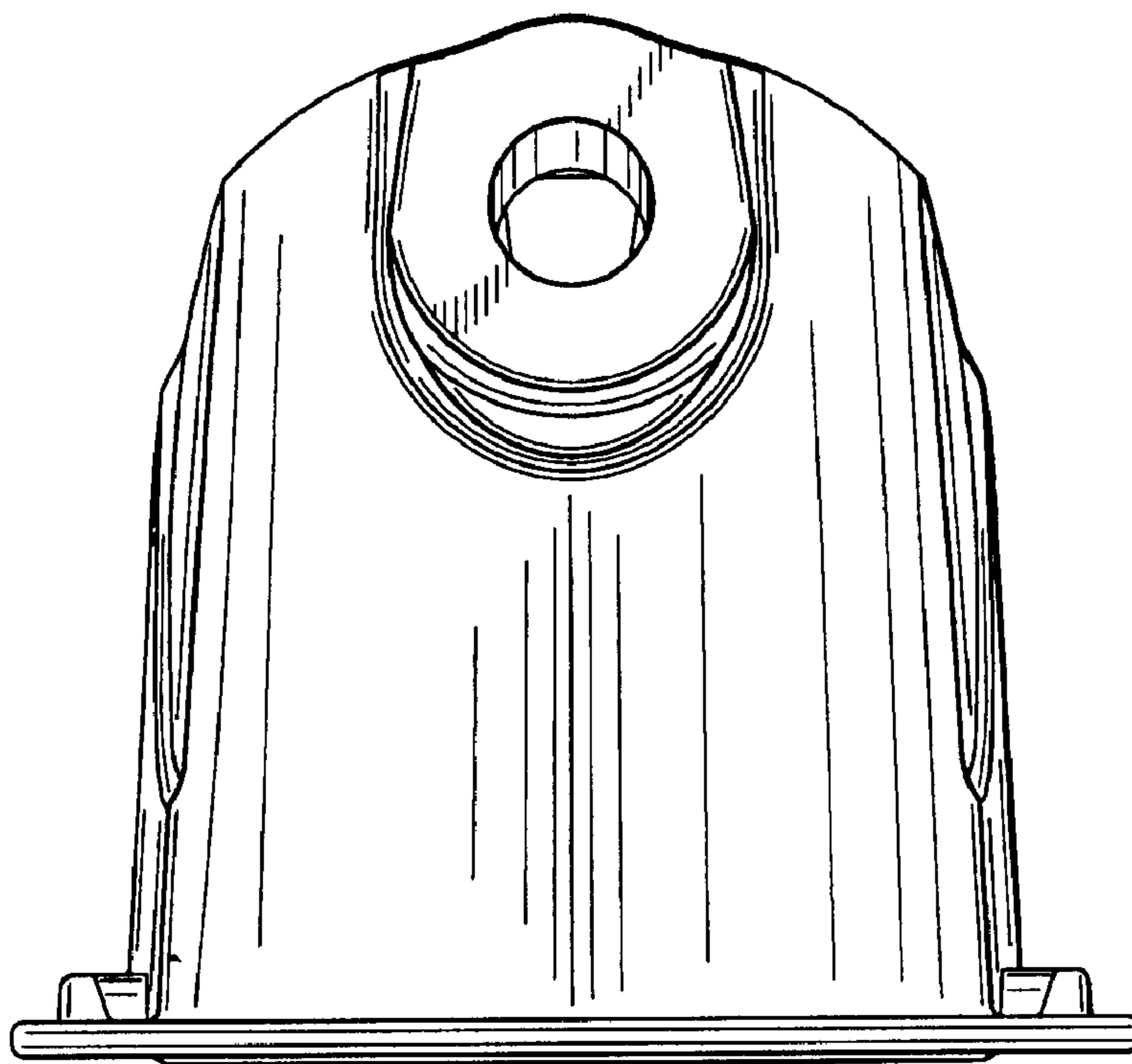


Fig. 3

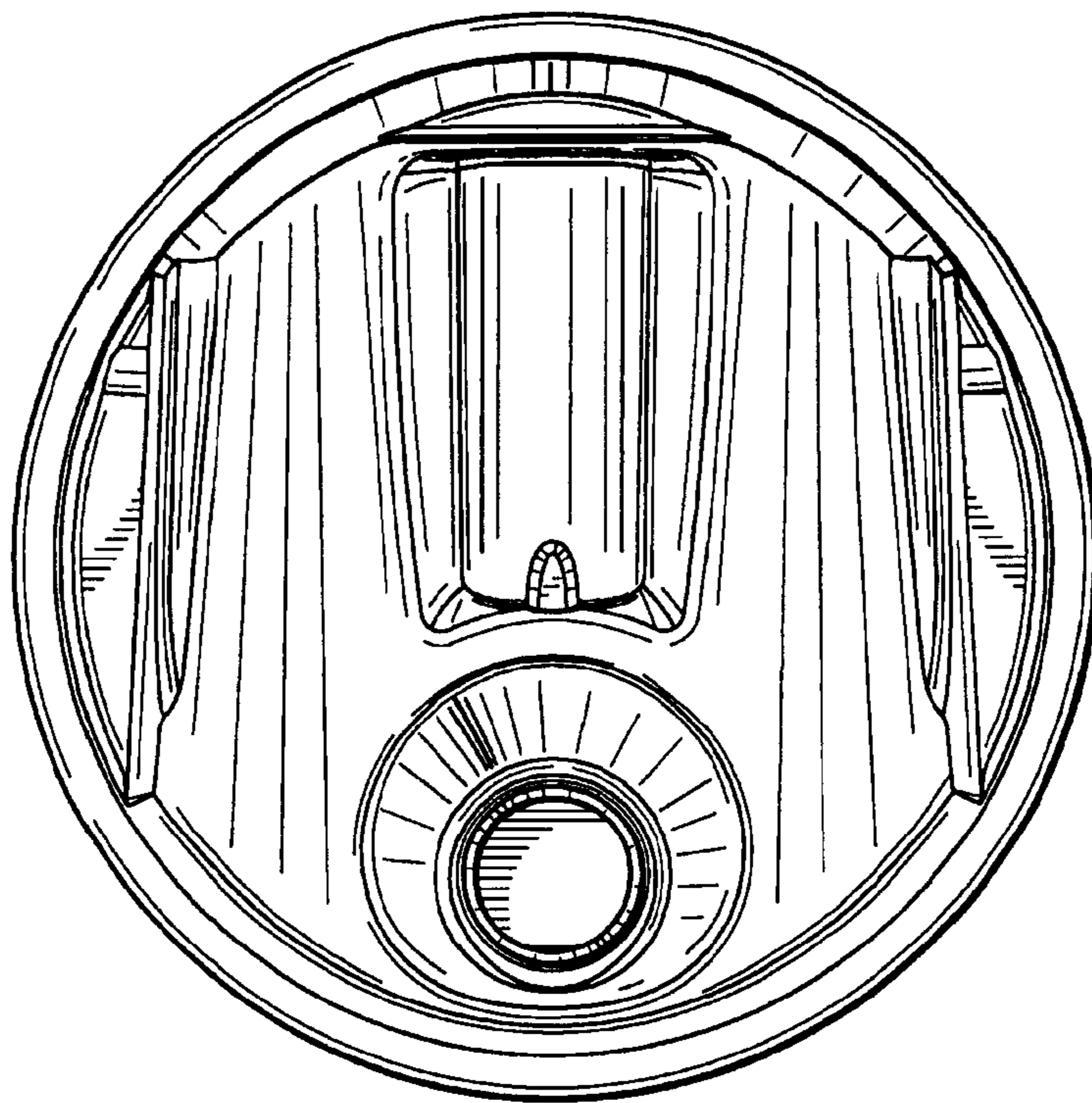


Fig. 4




Fig. 5




Fig. 6