

US00D549809S

(12) **United States Design Patent** (10) **Patent No.:** **US D549,809 S**
Harrod et al. (45) **Date of Patent:** **** Aug. 28, 2007**

(54) **PANEL SECTIONS FOR AN AIR HANDLER DOOR**

(75) Inventors: **Gregory R. Harrod**, Wichita, KS (US);
Gerald W. Gaeddert, Newton, KS (US)

(73) Assignee: **York International Corporation**, York, PA (US)

(**) Term: **14 Years**

(21) Appl. No.: **29/255,874**

(22) Filed: **Mar. 13, 2006**

(51) **LOC (8) Cl.** **23-03**

(52) **U.S. Cl.** **D23/329; D23/314**

(58) **Field of Classification Search** D23/329,
D23/328, 354, 357, 366, 144, 141, 353, 386-395,
D23/411, 412, 499; D14/353, 354, 355,
D14/441, 443-446, 349, 183, 257, 450, 440,
D14/242, 310, 308, 369, 240; D13/184,
D13/110; D7/407; D6/95; 165/299; 126/110 B,
126/93; 72/67, 80, 82-84, 86; 52/95, 302.3;
416/247 R, 244 R; 392/342, 365-69; 454/237,
454/250, 275-283, 309-320

See application file for complete search history.

(56) **References Cited**

U.S. PATENT DOCUMENTS

2,160,264 A	5/1939	Furlong	
2,243,916 A	6/1941	Mueller	
D148,786 S	2/1948	Green	
D159,487 S	8/1950	Jaye	
D186,006 S	8/1959	Fiedler	
2,948,276 A	8/1960	Harding	
D203,426 S *	1/1966	Williams D23/328
D203,908 S	2/1966	Green	
D204,219 S	3/1966	Bourner	
D211,173 S	5/1968	Duchinsky	
D211,790 S	7/1968	Murray	

D230,981 S	3/1974	Dupler	
D285,830 S	9/1986	Daily et al.	
D307,632 S	5/1990	Schulz	
D308,415 S *	6/1990	Kunze D23/366
D325,254 S	4/1992	Ruuskanen	
D345,203 S	3/1994	Blevins, Jr.	
D350,189 S	8/1994	Blevins, Jr.	

(Continued)

Primary Examiner—Louis S. Zarfes

Assistant Examiner—Anna K. Dworzecka

(74) *Attorney, Agent, or Firm*—McNees Wallace & Nurick LLC

(57) **CLAIM**

The ornamental design for panel sections for an air handler door, as shown and described.

DESCRIPTION

FIG. 1 is a front view of a first panel section for an air handler door showing our new design;

FIG. 2 is a top view of the first panel section of FIG. 1;

FIG. 3 is a side view of the first panel section of FIG. 1;

FIG. 4 is a rear view of the first panel section of FIG. 1;

FIG. 5 is a bottom view of the first panel section of FIG. 1;

FIG. 6 is a front view of a second panel section for an air handler door showing our new design;

FIG. 7 is a top view of the second panel section of FIG. 6;

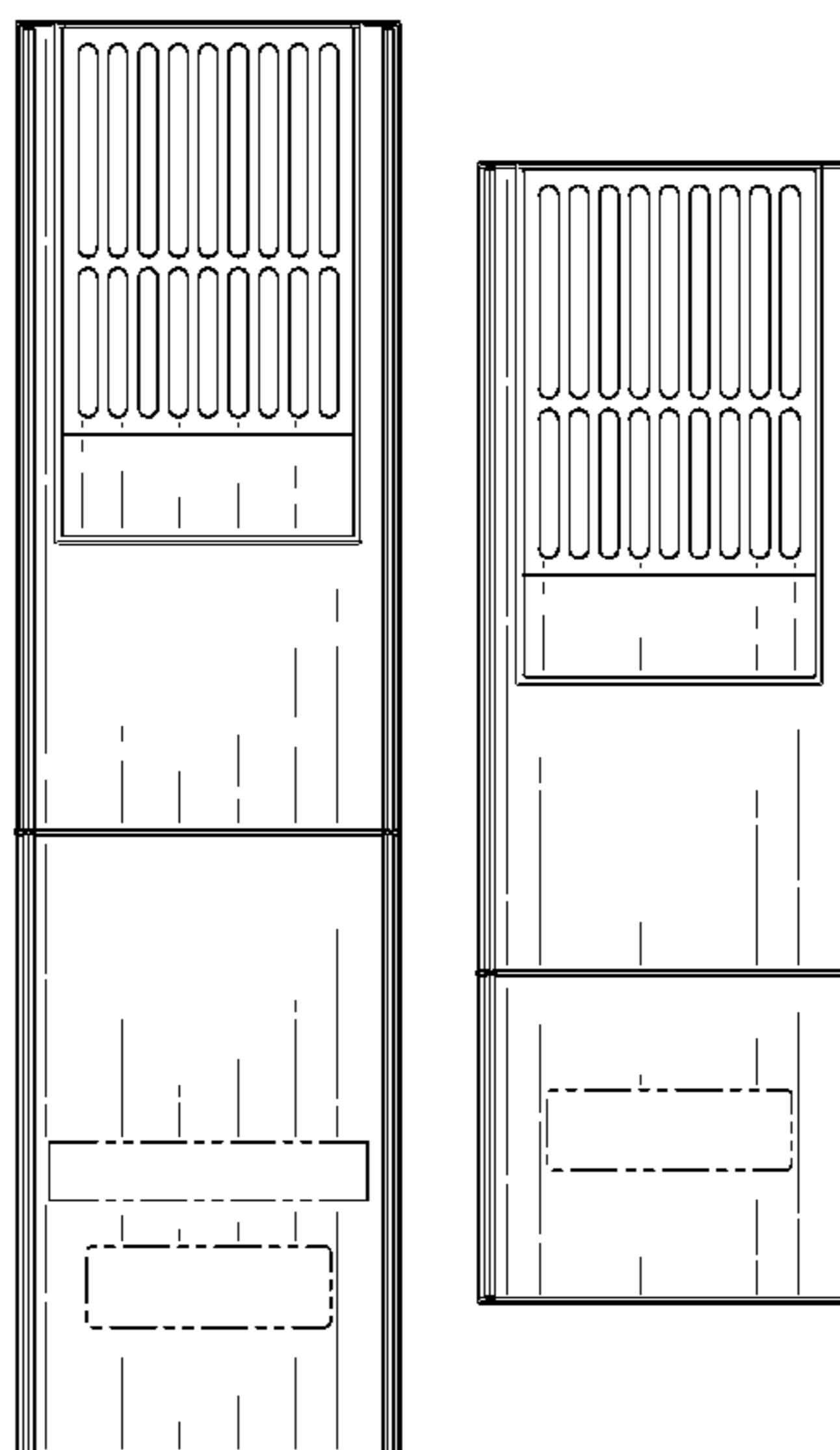
FIG. 8 is a side view of the second panel section of FIG. 6;

FIG. 9 is a rear view of the second panel section of FIG. 6; and,

FIG. 10 is a bottom view of the second panel section of FIG. 6.

The broken lines in FIGS. 1, 4, 6, and 9 are included for purpose of illustrating only and form no part of the claimed design.

1 Claim, 2 Drawing Sheets



US D549,809 S

Page 2

U.S. PATENT DOCUMENTS					
			6,389,994 B1	5/2002	Chase et al.
			6,428,592 B1	8/2002	Chase et al.
			D467,328 S	12/2002	Sears et al.
			D467,329 S	12/2002	Sears et al.
			D467,330 S	12/2002	Sears et al.
			6,494,199 B1	12/2002	Zia et al.
			D469,172 S	1/2003	Warren et al.
			D483,844 S	12/2003	Yamamoto et al.
			D501,544 S	2/2005	Smith et al.
			D502,253 S	2/2005	Smith et al.
			D502,254 S	2/2005	Smith et al.
			D508,987 S *	8/2005	Blateri D23/335
			* cited by examiner		
	U.S. PATENT DOCUMENTS				
5,377,662 A	1/1995	Mills et al.			
D357,063 S	4/1995	Blevins, Jr.			
D357,732 S	4/1995	Spechts et al.			
D359,344 S	6/1995	De'Longhi			
5,429,113 A	7/1995	Fowler			
D363,772 S *	10/1995	Kopp et al.	D23/366		
D374,927 S	10/1996	Chabot			
D385,023 S	10/1997	Newman et al.			
D402,741 S	12/1998	Chen			
D409,739 S	5/1999	Hood et al.			
D427,302 S	6/2000	Mills et al.			
6,321,034 B2	11/2001	Jones-Lawlor et al.			



FIG-2

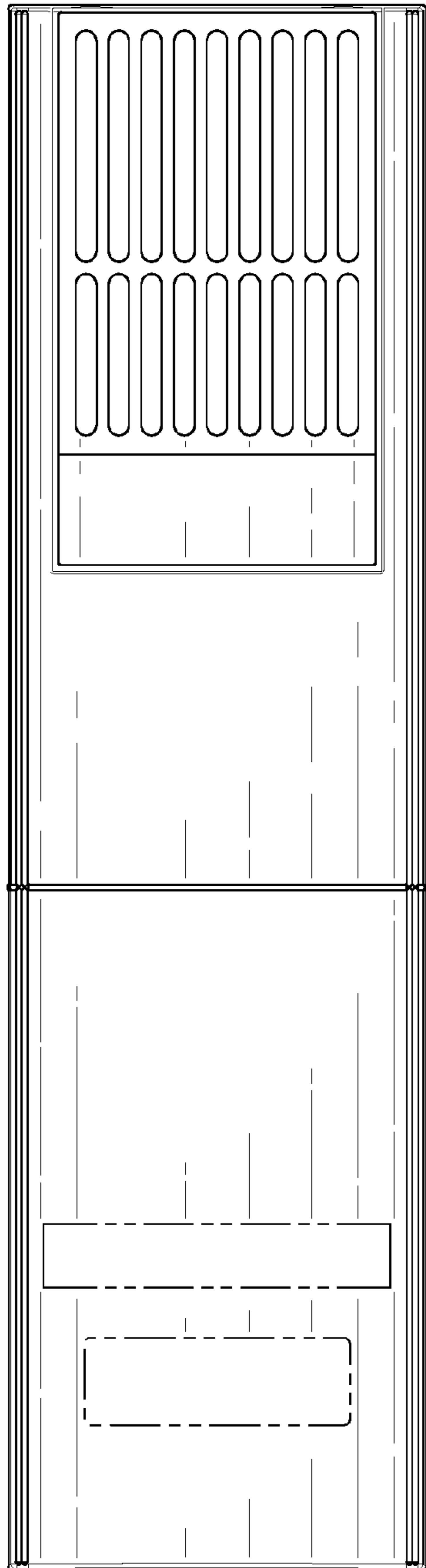


FIG-1

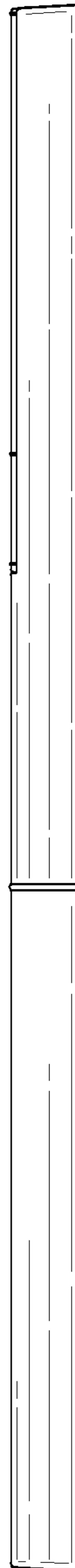


FIG-3

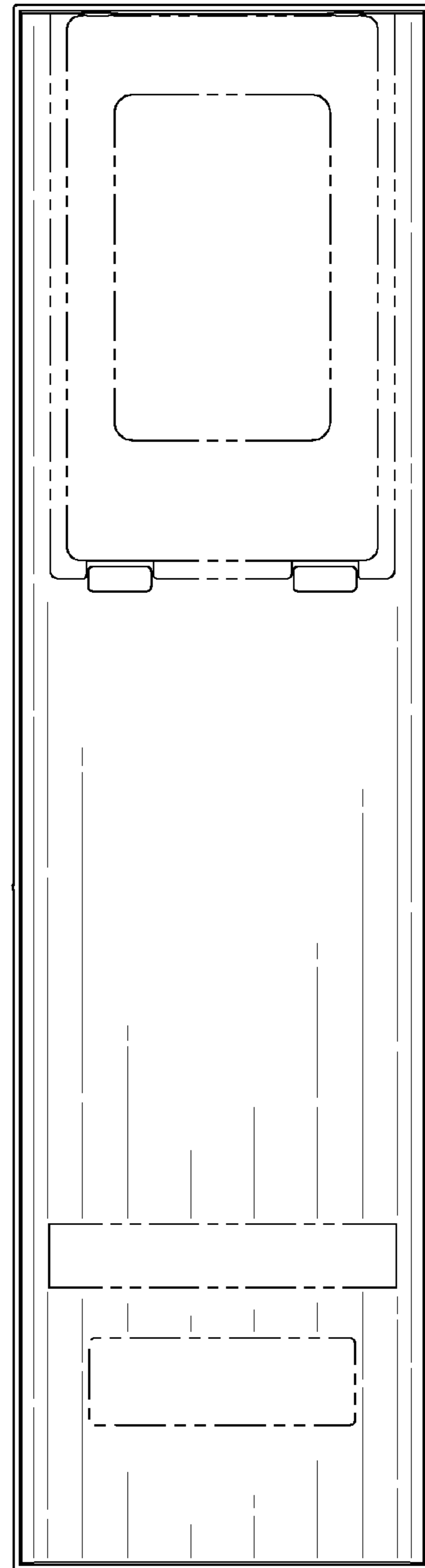


FIG-4

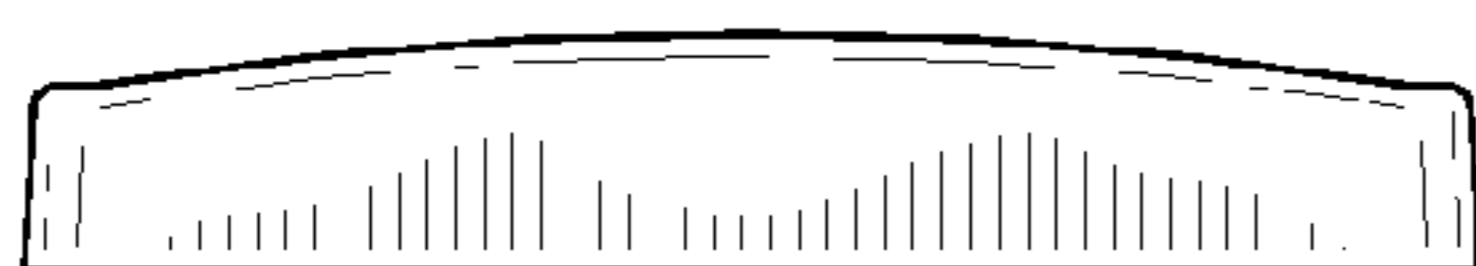


FIG-5

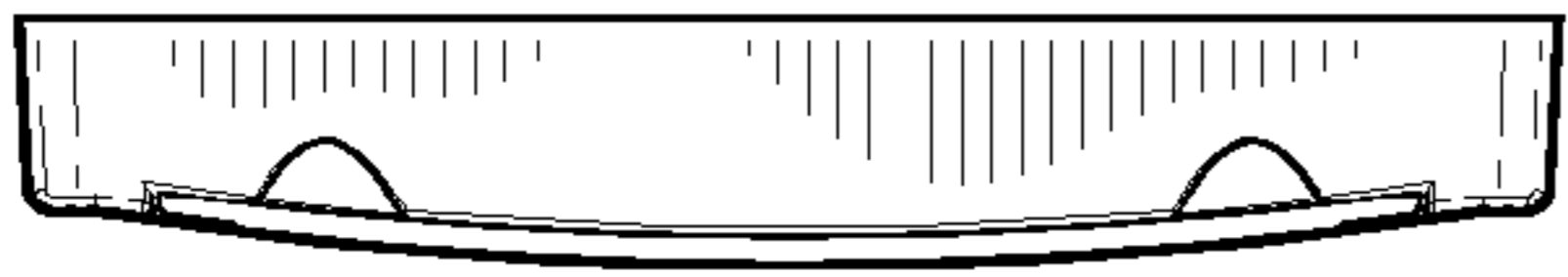


FIG-7

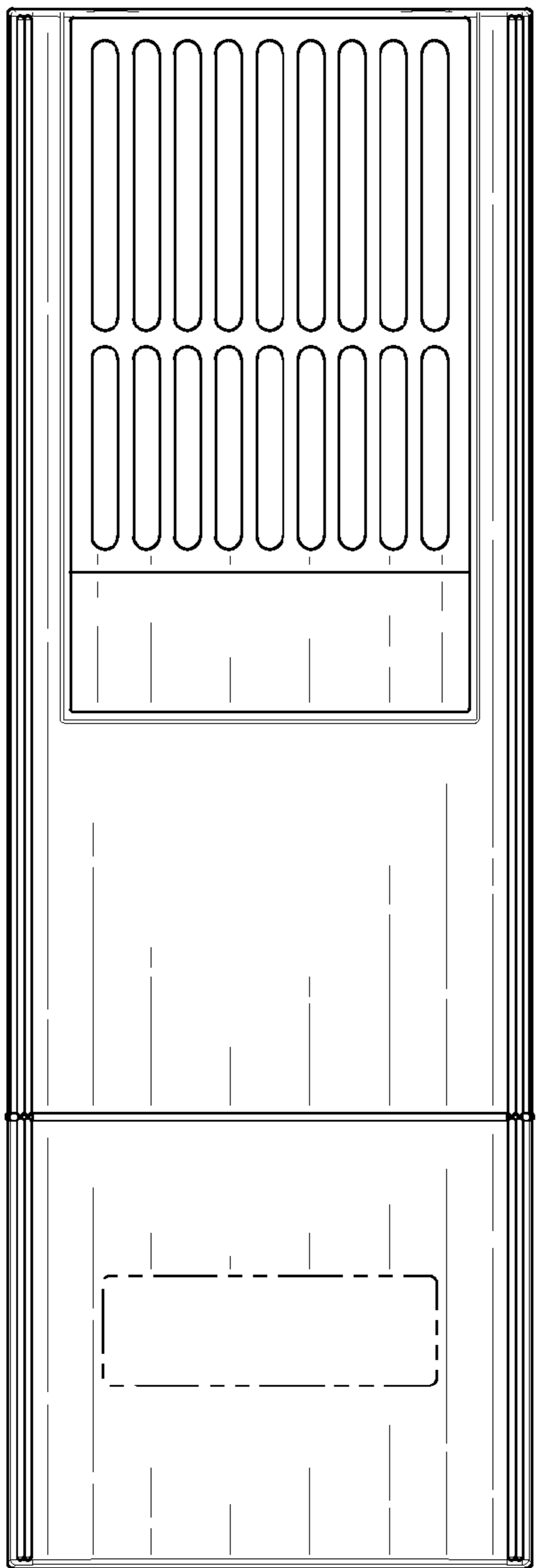


FIG-6

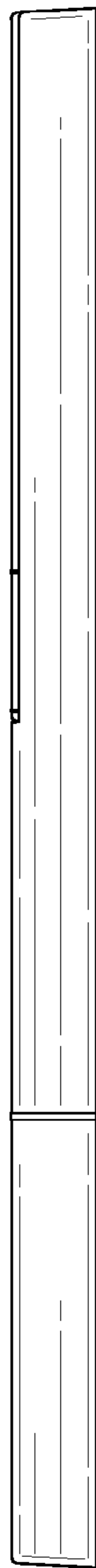


FIG-8

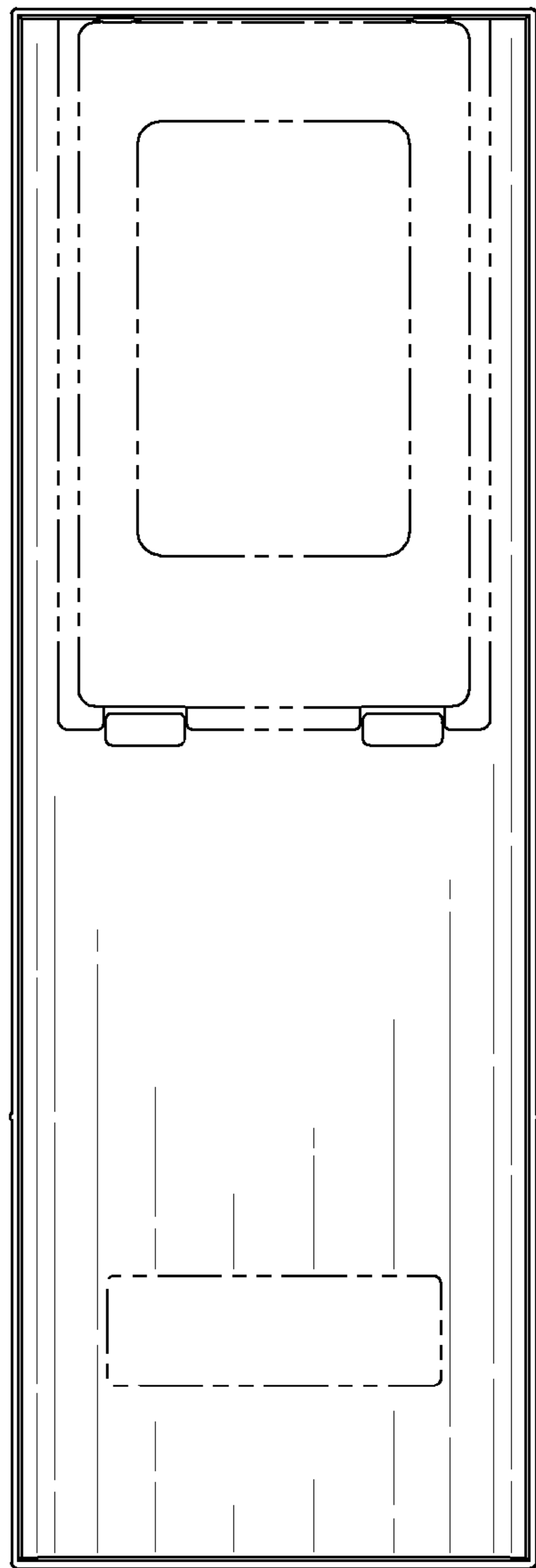


FIG-9

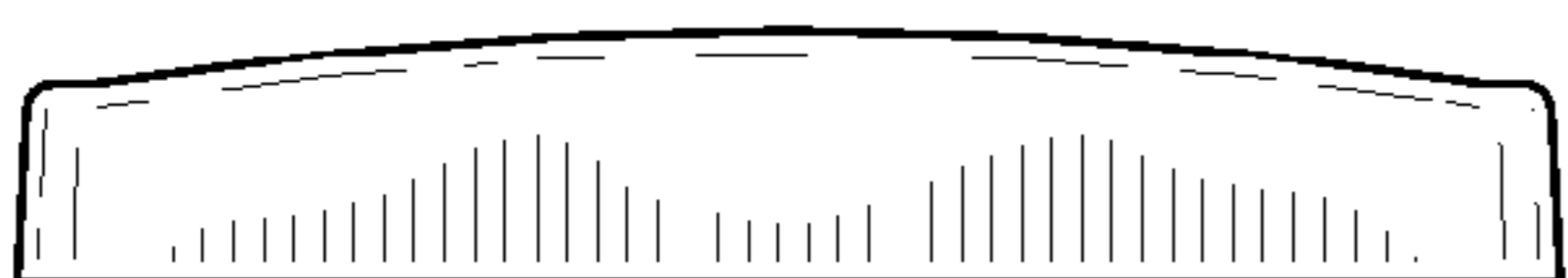


FIG-10