

US00D549794S

(12) **United States Design Patent**
Hansen

(10) **Patent No.:** **US D549,794 S**

(45) **Date of Patent:** **** Aug. 28, 2007**

(54) **GOLF SHAFT PROTECTIVE WRAP**

(57) **CLAIM**

(76) Inventor: **Greggery Eric Hansen**, 6215 N. Desert Trail, Tucson, AZ (US) 85743

The ornamental design for a golf shaft protective wrap, as shown and described.

(**) Term: **14 Years**

DESCRIPTION

(21) Appl. No.: **29/246,468**

FIG. 1 is an elevational view of the golf shaft protective wrap showing my new design;

(22) Filed: **Apr. 14, 2006**

FIG. 2 an elevational view of the opposite side of FIG. 1;

(51) **LOC (8) Cl.** **21-02**

FIG. 3 is a side edge view of the right side of FIG. 1, the undisclosed opposite side being identical;

(52) **U.S. Cl.** **D21/756**

FIG. 4 is a top plan view of FIG. 1;

(58) **Field of Classification Search** D21/756,
D21/757; 473/300-303, 316-323, 282
See application file for complete search history.

FIG. 5 is a bottom plan view of FIG. 1;

FIG. 6 is an enlarged fragmented view of the top portion of FIG. 1;

(56) **References Cited**

FIG. 7 is an enlarged fragmented view of the bottom portion of FIG. 1; and,

U.S. PATENT DOCUMENTS

FIG. 8 is an elevational view showing the golf shaft protective wrap applied to a golf club shaft, the portions of the golf club shaft shown in broken lines is for illustrative purposes only and forms no part of the claimed design.

5,573,241 A * 11/1996 Anderson 473/282

* cited by examiner

Primary Examiner—Mitchell Siegel

1 Claim, 3 Drawing Sheets

(74) *Attorney, Agent, or Firm*—Hayes Soloway P.C.

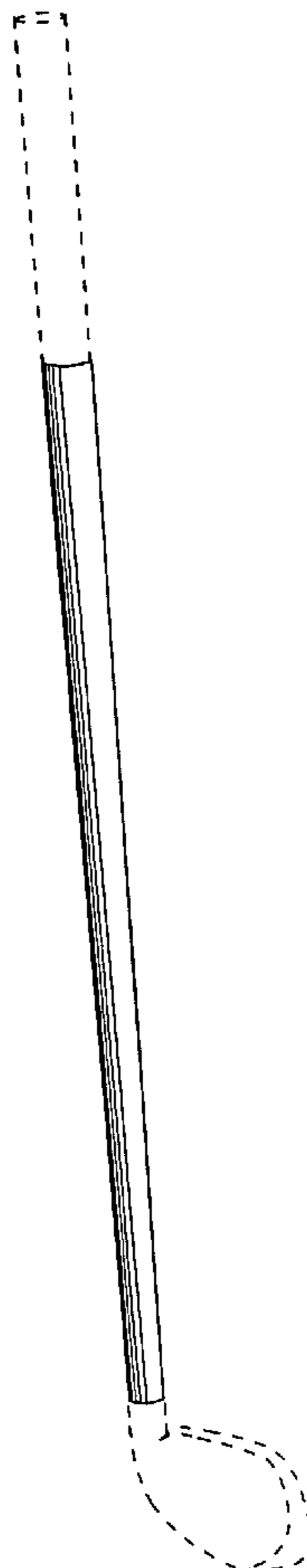


FIG. 1

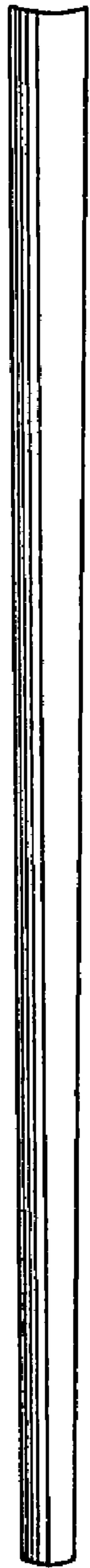


FIG. 2

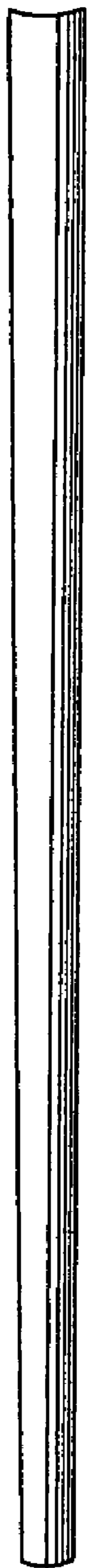


FIG. 3



FIG. 4



FIG. 5



FIG. 6




FIG. 7

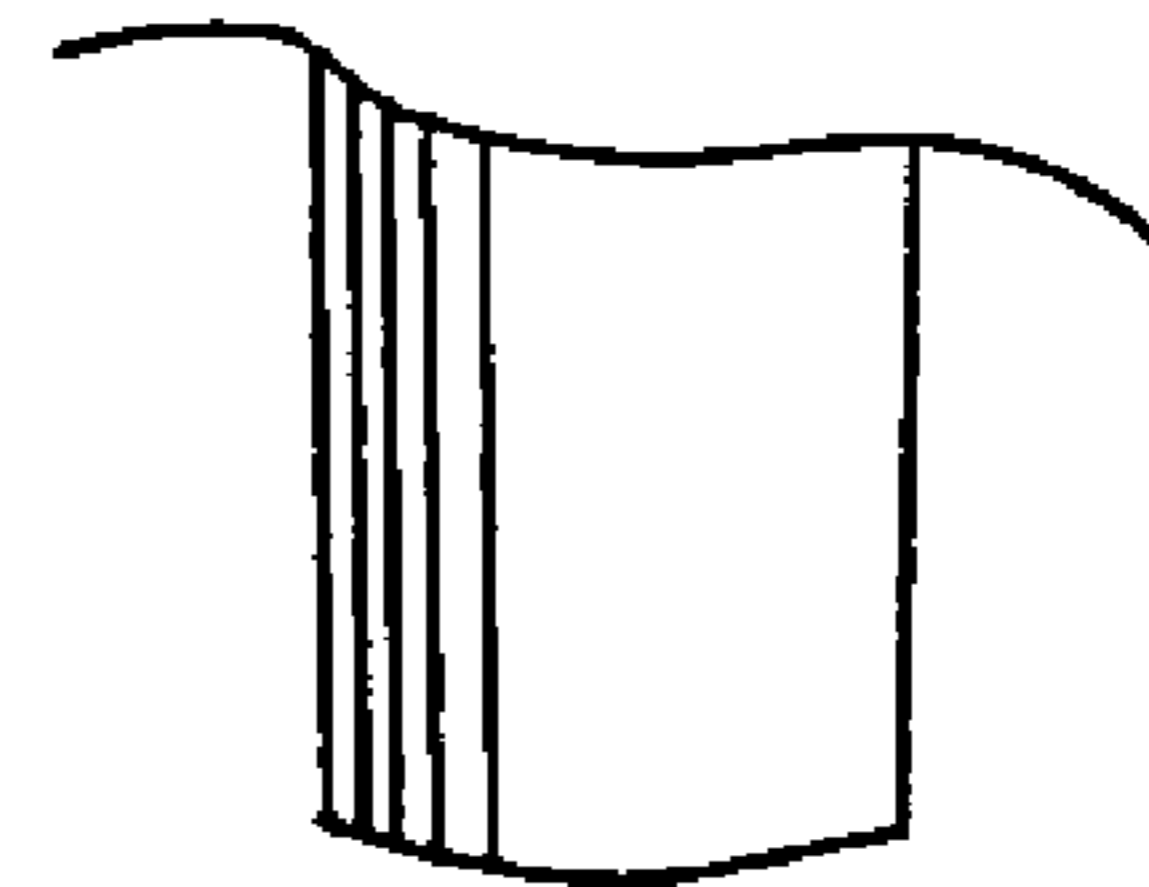


FIG. 8

