



US00D549789S

(12) **United States Design Patent**
Erickson

(10) **Patent No.:** **US D549,789 S**

(45) **Date of Patent:** **** Aug. 28, 2007**

(54) **SNOWBALL THROWING DEVICE**

5,000,153 A 3/1991 Zimmerman et al. 124/5

(76) Inventor: **Duane Erickson**, 1908 W. Center St.,
Evanston, WY (US) 82931

* cited by examiner

Primary Examiner—Mitchell Siegel

(**) Term: **14 Years**

(57) **CLAIM**

(21) Appl. No.: **29/262,019**

The ornamental design for a snowball throwing device, as shown.

(22) Filed: **Jun. 26, 2006**

(51) **LOC (8) Cl.** **21-02**

(52) **U.S. Cl.** **D21/722**

(58) **Field of Classification Search** D21/722-724;
124/5

See application file for complete search history.

DESCRIPTION

FIG. 1 is a perspective view taken from above and at the front of the device;

FIG. 2, a front elevation view of the device, the rear elevation being a mirror image thereof;

FIG. 3 is a bottom plan view; and,

FIG. 4 is a top plan view.

The broken line showing is included for the purpose of illustrating and forms no part of the claimed design.

(56) **References Cited**

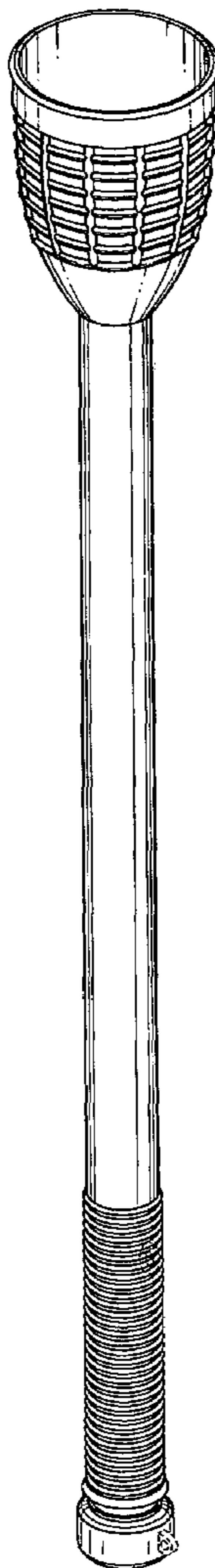
U.S. PATENT DOCUMENTS

1,075,041 A * 10/1913 Kirkness 124/5

3,115,129 A * 12/1963 Merriman 124/5

3,472,217 A 10/1969 Erickson 124/5

1 Claim, 1 Drawing Sheet



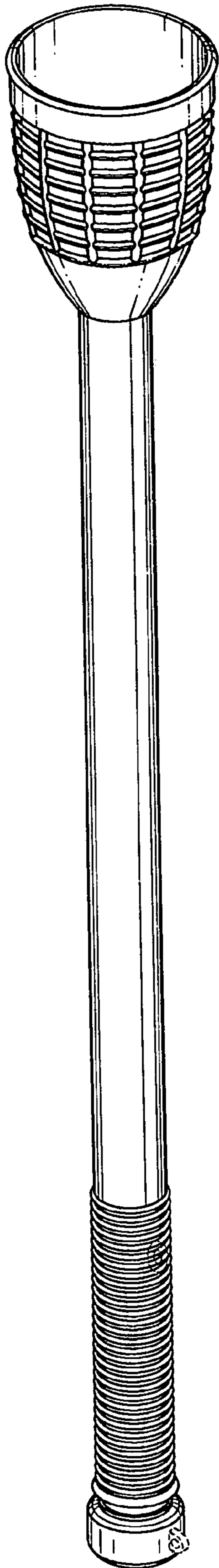


FIG. 1

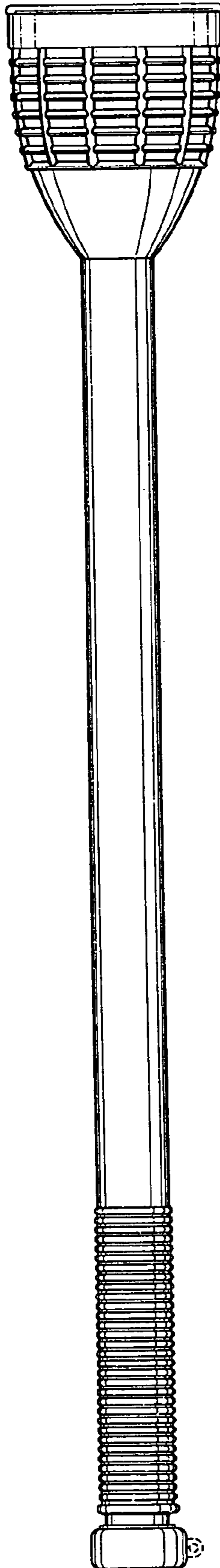


FIG. 2

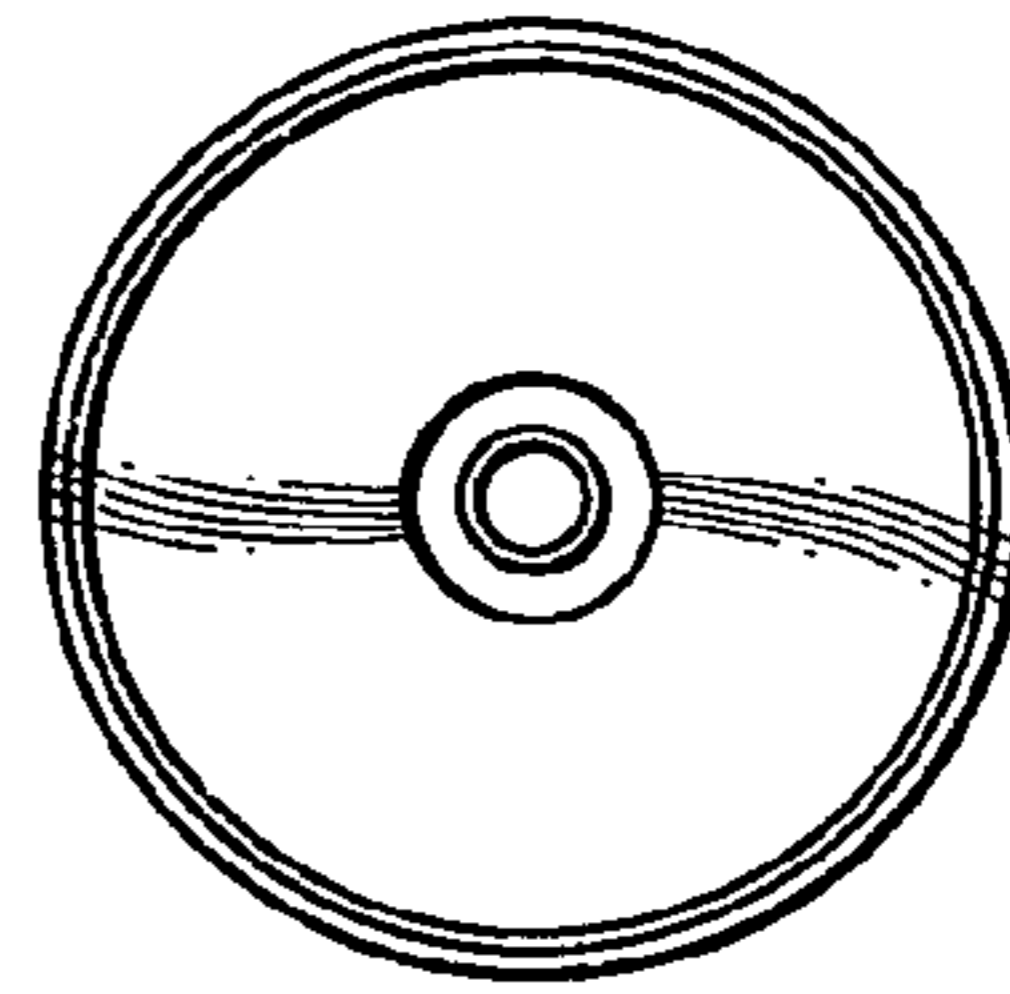


FIG. 3

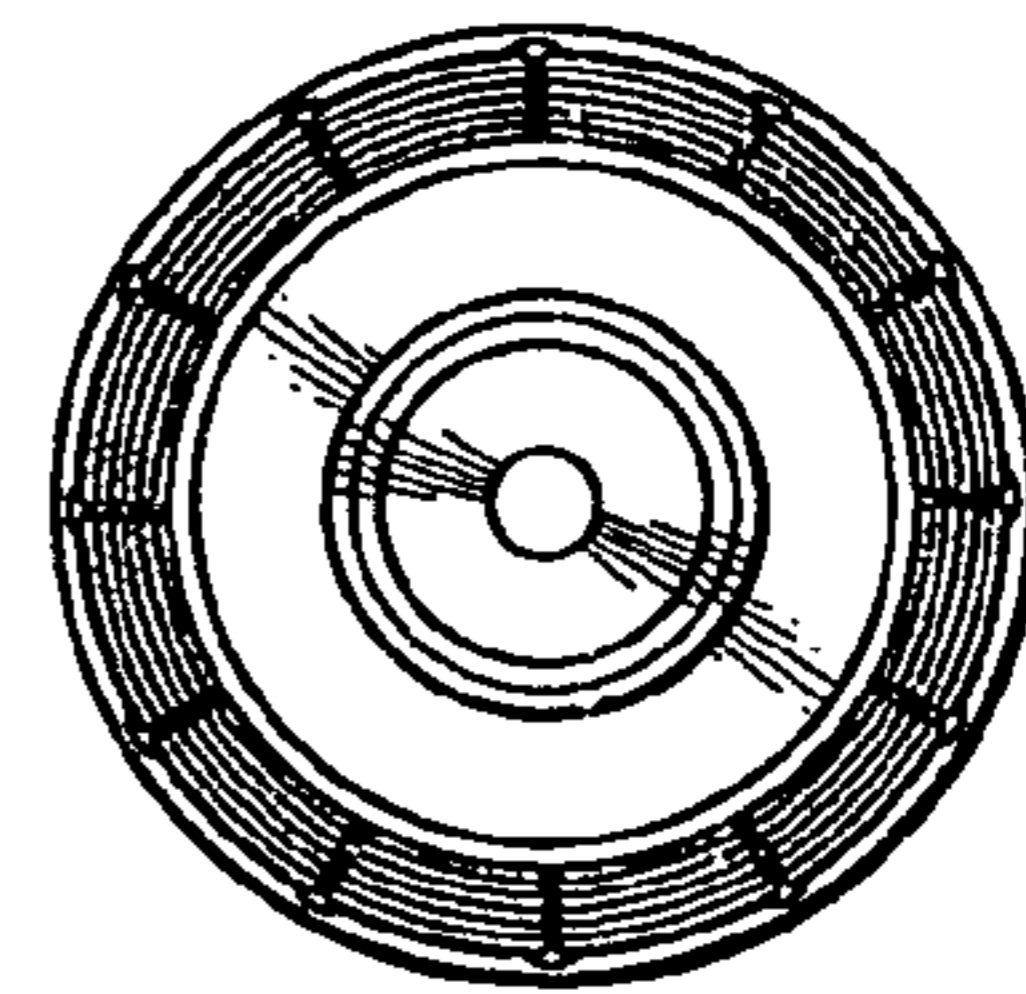


FIG. 4