



US00D549780S

(12) **United States Design Patent**
Malik

(10) **Patent No.:** **US D549,780 S**

(45) **Date of Patent:** **** Aug. 28, 2007**

(54) **SEE-THRU MEDICAL MANIKIN**

7,083,418 B2 * 8/2006 Baldauf 434/272

(76) Inventor: **Zunaira Malik**, 2808 Pinnacle Ct.,
Windermere, FL (US) 34786

* cited by examiner

Primary Examiner—Louis Zarfaz
Assistant Examiner—Mark Cavanna

(**) Term: **14 Years**

(21) Appl. No.: **29/275,354**

(57) **CLAIM**

(22) Filed: **Dec. 21, 2006**

The ornamental design for see-thru medical manikin, as shown and described.

(51) **LOC (8) Cl.** **19-07**

(52) **U.S. Cl.** **D19/62**

(58) **Field of Classification Search** D19/59–64;
434/262, 265, 267–269, 272; 446/97, 268;
D9/624, 629; D11/53, 54, 56

DESCRIPTION

See application file for complete search history.

FIG. 1 is an exploded perspective view of a medical manikin of the present invention, illustrating the manikin and a transparent cover thereof;

FIG. 2 is a front elevational view of the invention, illustrating the transparent cover engaged with the manikin;

FIG. 3 is a right-side elevational view of the invention, illustrating the transparent cover engaged with the manikin;

FIG. 4 is a left-side elevational view of the invention;

FIG. 5 is a rear elevational view of the invention;

FIG. 6 is a top plan view of the invention, illustrating the transparent cover engaged with the manikin; and,

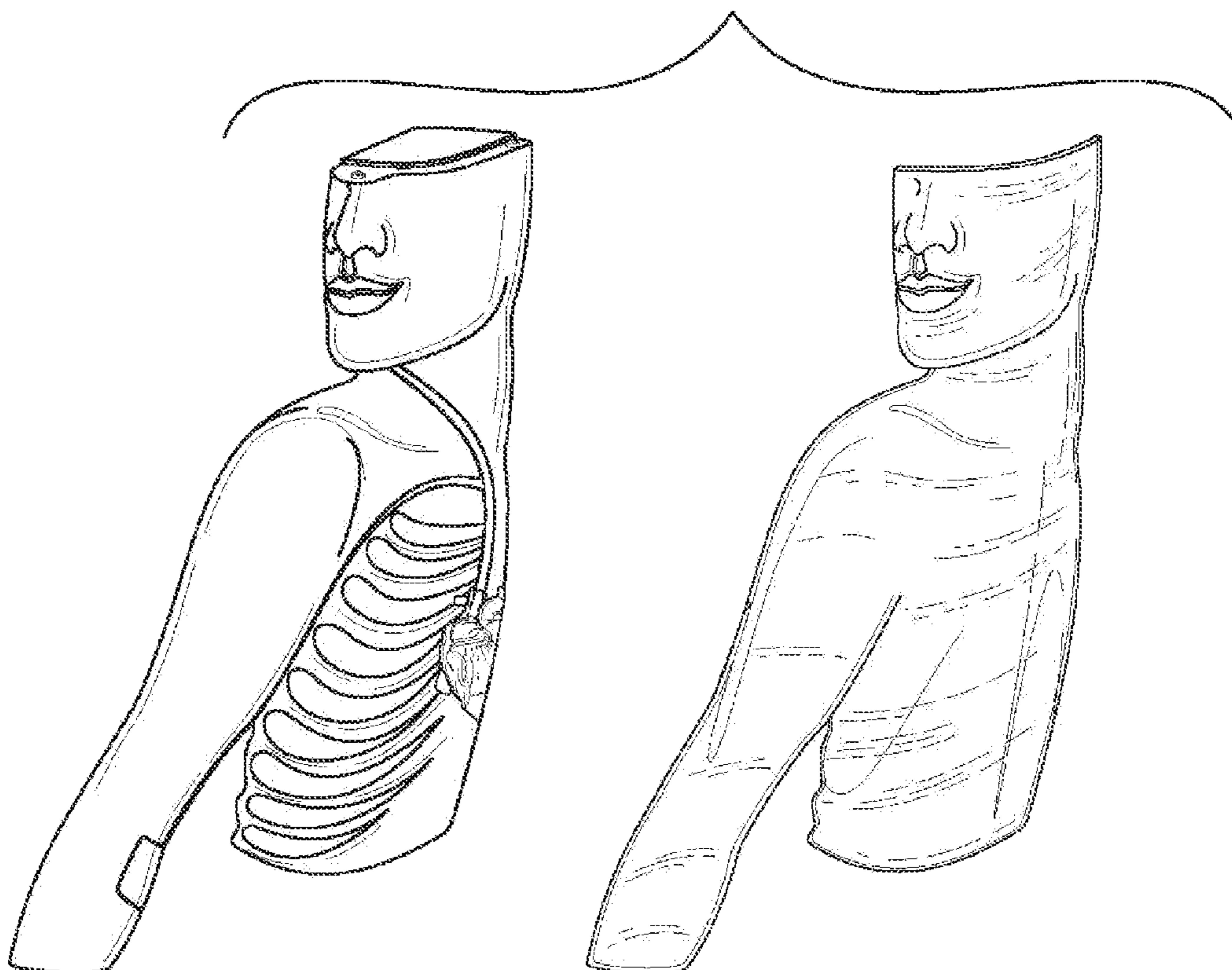
FIG. 7 is a bottom plan view of the invention, illustrating the transparent cover engaged with the manikin.

(56) **References Cited**

U.S. PATENT DOCUMENTS

4,773,865	A *	9/1988	Baldwin	434/268
4,938,696	A *	7/1990	Foster et al.	434/267
5,356,295	A *	10/1994	Grosz	434/267
D352,313	S *	11/1994	Eggert	D19/62
D415,200	S *	10/1999	Carpenter et al.	D19/62
D417,702	S *	12/1999	Carpenter et al.	D19/62
D429,500	S *	8/2000	Brault et al.	D19/62
6,159,017	A *	12/2000	Coomansingh	434/267
6,234,804	B1 *	5/2001	Yong	434/267
6,780,016	B1 *	8/2004	Toly	434/262

1 Claim, 2 Drawing Sheets



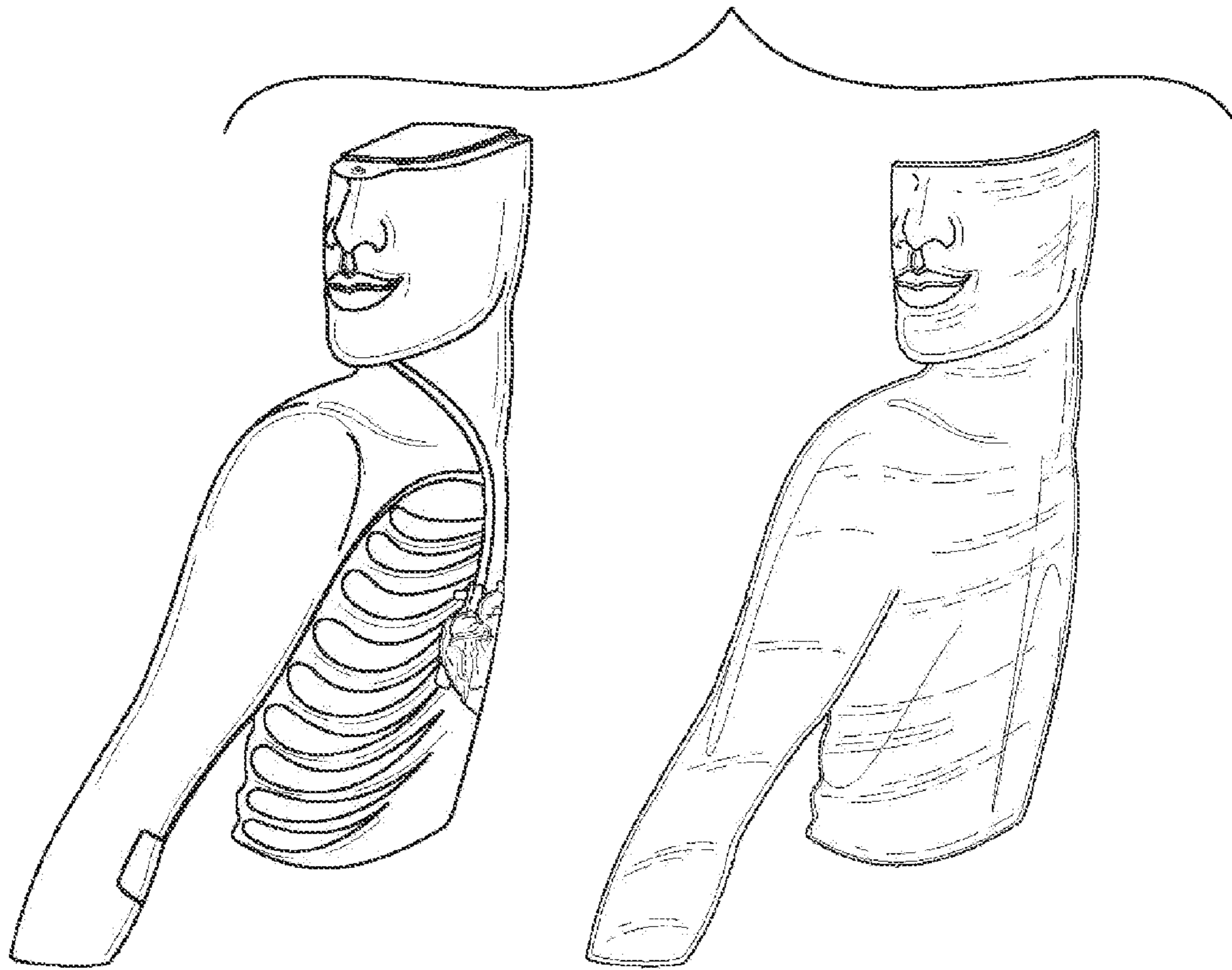


FIG. 1

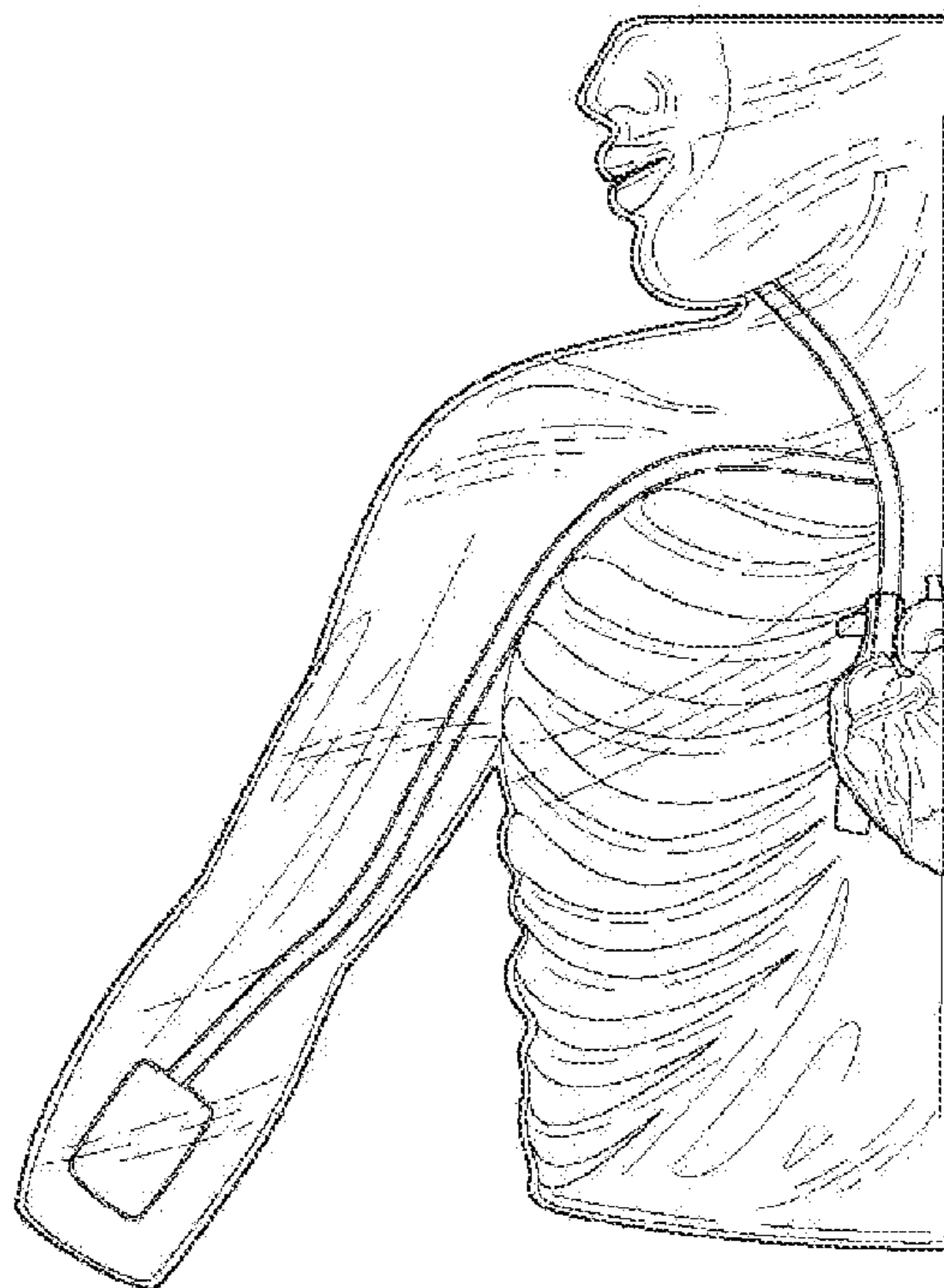


FIG. 2




FIG. 3




FIG. 4

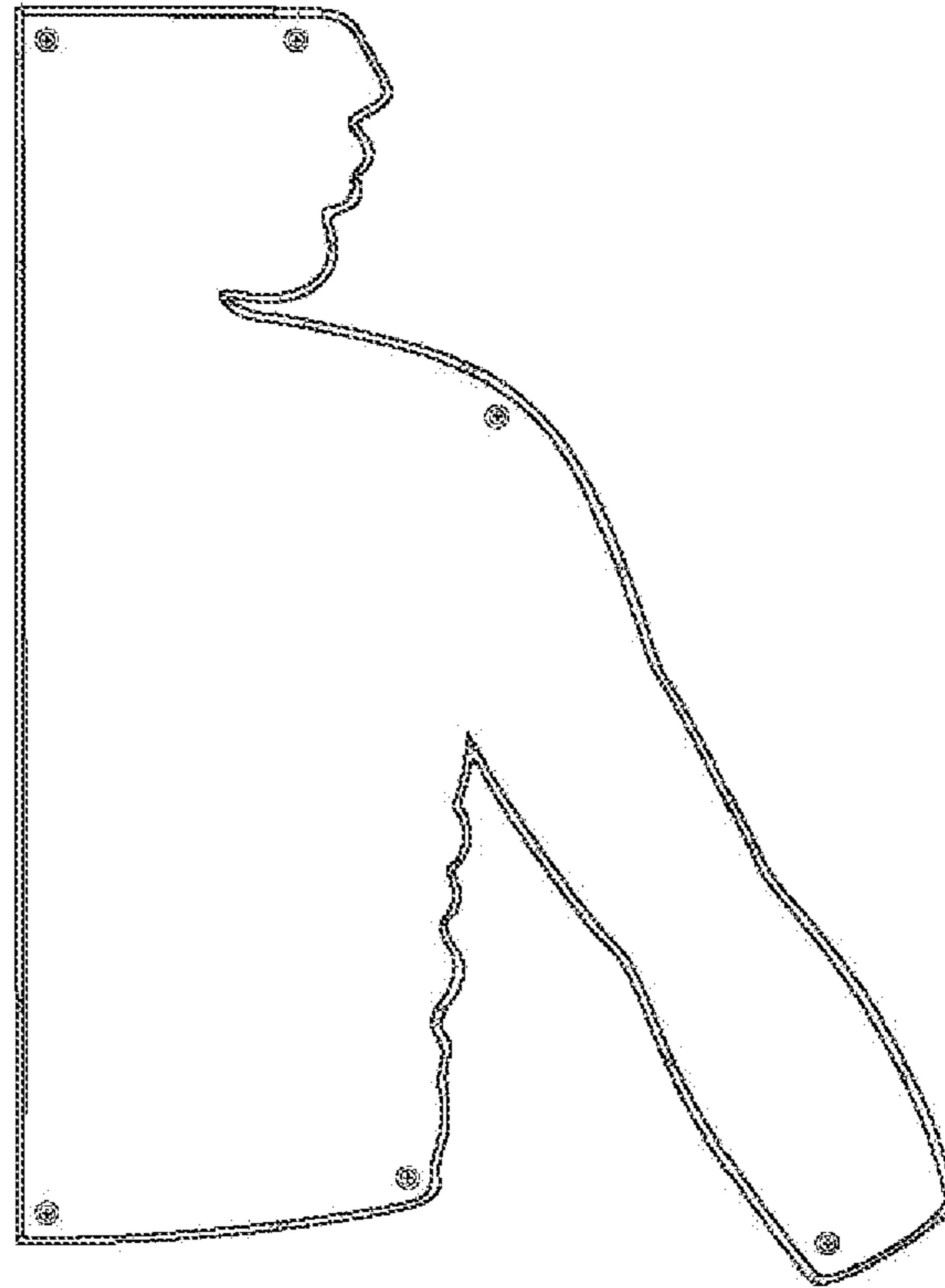


FIG. 5




FIG. 6

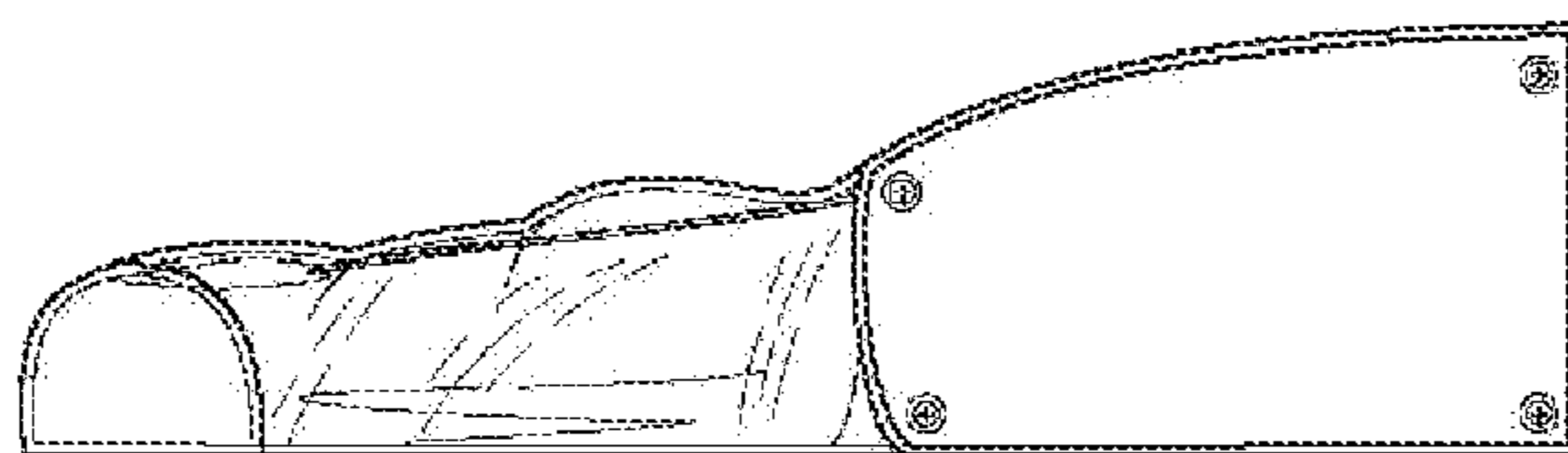


FIG. 7