

US00D549777S

(12) **United States Design Patent** (10) **Patent No.:** **US D549,777 S**
Soetewey (45) **Date of Patent:** **** Aug. 28, 2007**

(54) **BALLPOINT PEN** JP 1215443 S 8/2004

(75) Inventor: **Lode Soetewey**, Paris (FR)

(73) Assignee: **Kabushiki Kaisha Pilot Corporation**, Tokyo (JP)

* cited by examiner

Primary Examiner—Elizabeth A. Albert

(**) Term: **14 Years**

(74) *Attorney, Agent, or Firm*—Sughrue Mion, PLLC

(21) Appl. No.: **29/252,946**

(57) **CLAIM**

(22) Filed: **Jan. 31, 2006**

The ornamental design for a ballpoint pen, as shown and described.

(30) **Foreign Application Priority Data**

Aug. 1, 2005 (JP) 2005-022288

(51) **LOC (8) Cl.** **19-06**

(52) **U.S. Cl.** **D19/51**

(58) **Field of Classification Search** D19/35,
D19/36, 41–51, 53–57; 24/11 R, 11 F, 11 P;
401/52, 99, 100, 104, 105, 106, 107, 108,
401/109, 192, 195, 196

See application file for complete search history.

(56) **References Cited**

U.S. PATENT DOCUMENTS

- D368,930 S * 4/1996 Payne D19/51
- D387,803 S * 12/1997 Izushima D19/57
- D438,903 S * 3/2001 Rosenbaum D19/55
- D442,635 S * 5/2001 Izushima D19/43
- D443,896 S * 6/2001 Briggel et al. D19/49
- D452,878 S * 1/2002 Candelora et al. D19/43
- D452,879 S * 1/2002 Koike D19/43
- D489,088 S * 4/2004 Arita et al. D19/43
- D495,363 S * 8/2004 Qiu D19/51

FOREIGN PATENT DOCUMENTS

JP 1043790 S 7/1999

DESCRIPTION

FIG. 1 is a perspective view of the top, front and left side of a ballpoint pen showing my new design;

FIG. 2 is a front elevational view thereof;

FIG. 3 is a left side elevational view thereof;

FIG. 4 is a right side elevational view thereof;

FIG. 5 is a top plan view thereof;

FIG. 6 is a bottom view thereof;

FIG. 7 is a front elevational view thereof, shown without the cap for convenience of illustration;

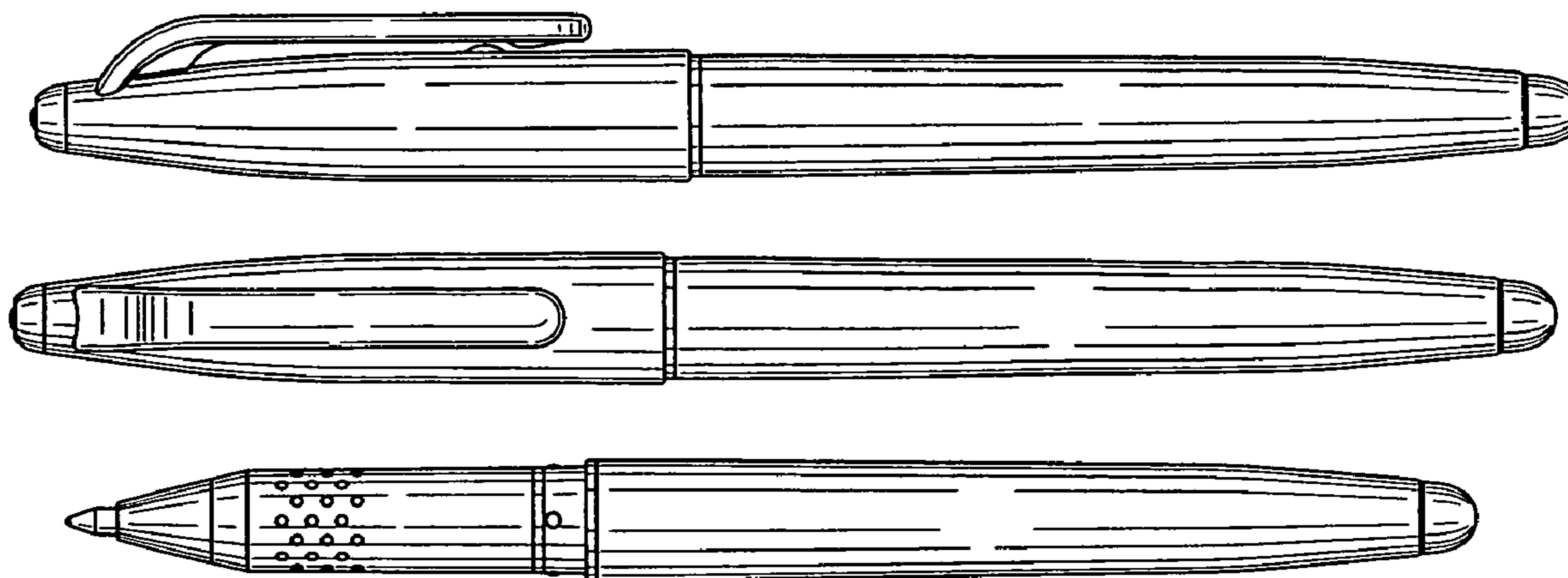
FIG. 8 is a left side elevational view thereof;

FIG. 9 is a right side elevational view thereof;

FIG. 10 is a top plan view thereof; and,

FIG. 11 is a right side elevational view of the cap removed from the pen and shown by itself for convenience of illustration.

1 Claim, 3 Drawing Sheets



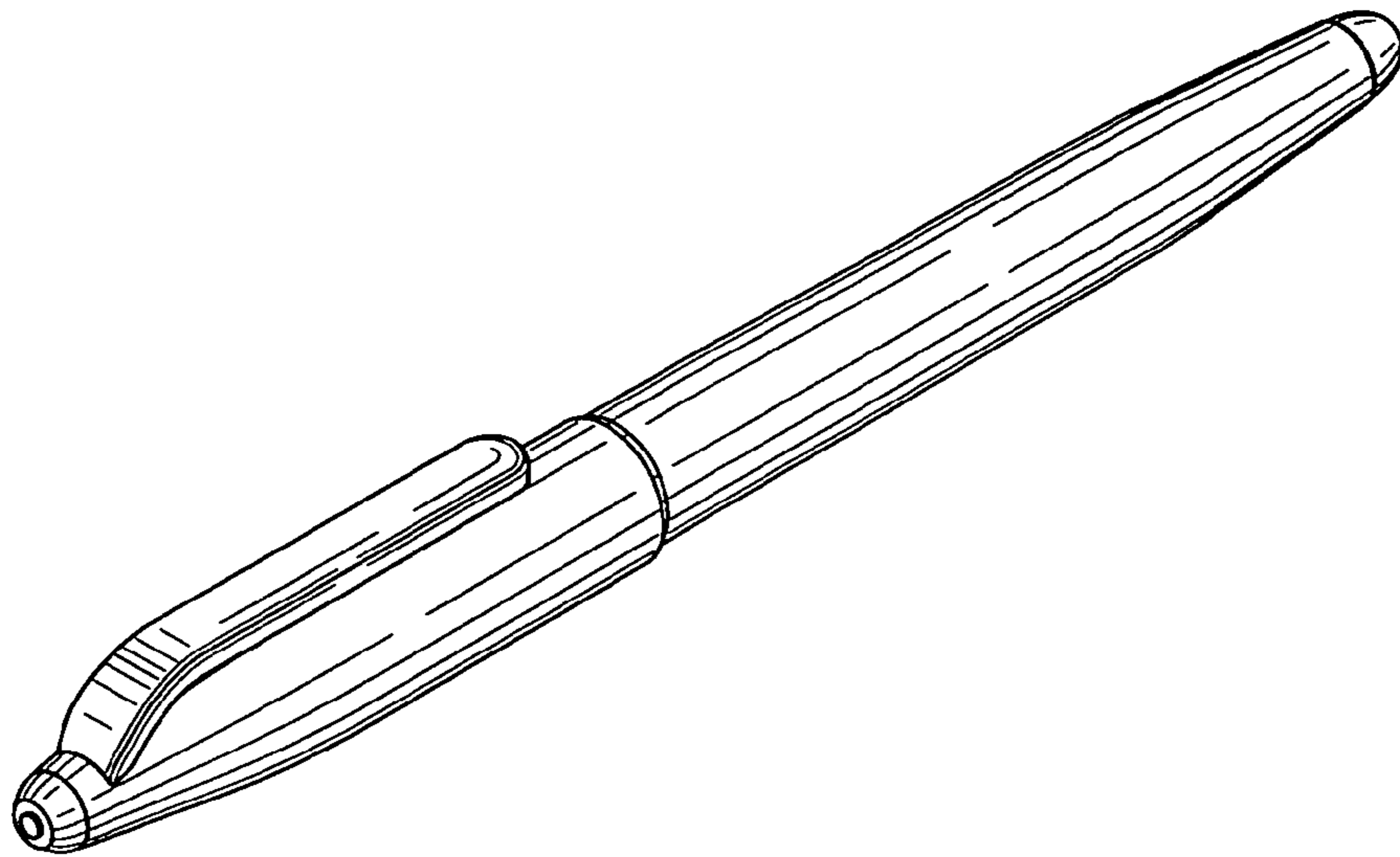


FIG. 1




FIG. 2

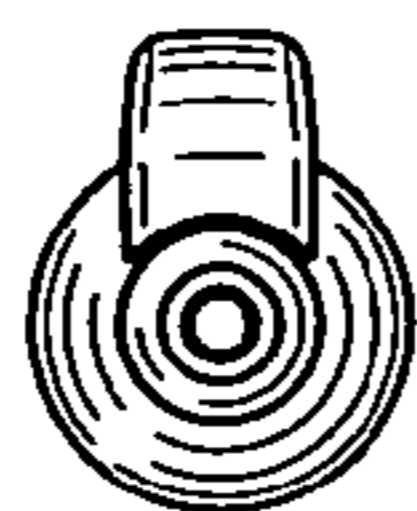


FIG. 3

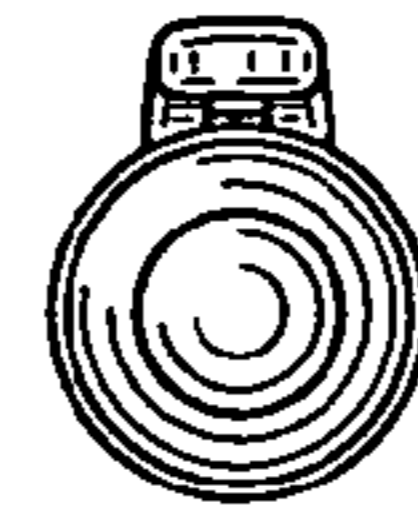


FIG. 4




FIG. 5




FIG. 6




FIG. 7



FIG. 8



FIG. 9




FIG. 10




FIG. 11