

US00D549776S

(12) **United States Design Patent**
Avenatti

(10) **Patent No.:** **US D549,776 S**

(45) **Date of Patent:** **** Aug. 28, 2007**

(54) **WRITING INSTRUMENT**

D502,737 S * 3/2005 Bodino D19/43

(75) Inventor: **Fulvio Avenatti**, Settimo Torinese (IT)

FOREIGN PATENT DOCUMENTS

(73) Assignee: **Stilolinea S.r.l.**, Torinese (Turin) (IT)

CH DM/054714 * 1/2001
DE DM/062863 * 1/2003

(**) Term: **14 Years**

* cited by examiner

(21) Appl. No.: **29/254,854**

Primary Examiner—Elizabeth A. Albert

(22) Filed: **Mar. 2, 2006**

(74) *Attorney, Agent, or Firm*—Sughrue Mion, PLLC

(51) **LOC (8) Cl.** **19-06**

(52) **U.S. Cl.** **D19/49**

(58) **Field of Classification Search** D19/35,
D19/36, 41–51; 24/11 R, 11 F, 11 P; 401/52,
401/99, 100, 104, 105, 106, 107, 108, 109,
401/192, 195, 196

See application file for complete search history.

(57) **CLAIM**

The ornamental design for a writing instrument, as shown and described.

DESCRIPTION

FIG. 1 is a perspective view of the top, front and right side of a writing instrument showing my new design;

FIG. 2 is a right side elevational view thereof;

FIG. 3 is a front elevational view thereof;

FIG. 4 is a left side elevational view thereof;

FIG. 5 is a rear elevational view thereof;

FIG. 6 is a top plan view thereof; and,

FIG. 7 is a bottom plan view thereof.

(56) **References Cited**

U.S. PATENT DOCUMENTS

D442,226 S * 5/2001 Briggel D19/50
D445,826 S * 7/2001 Baudino et al. D19/43
D449,856 S * 10/2001 Matsuzaki et al. D19/43
D456,042 S * 4/2002 Versace D19/50
D466,934 S * 12/2002 Schung D19/50
D485,299 S * 1/2004 Bodino D19/51

1 Claim, 2 Drawing Sheets

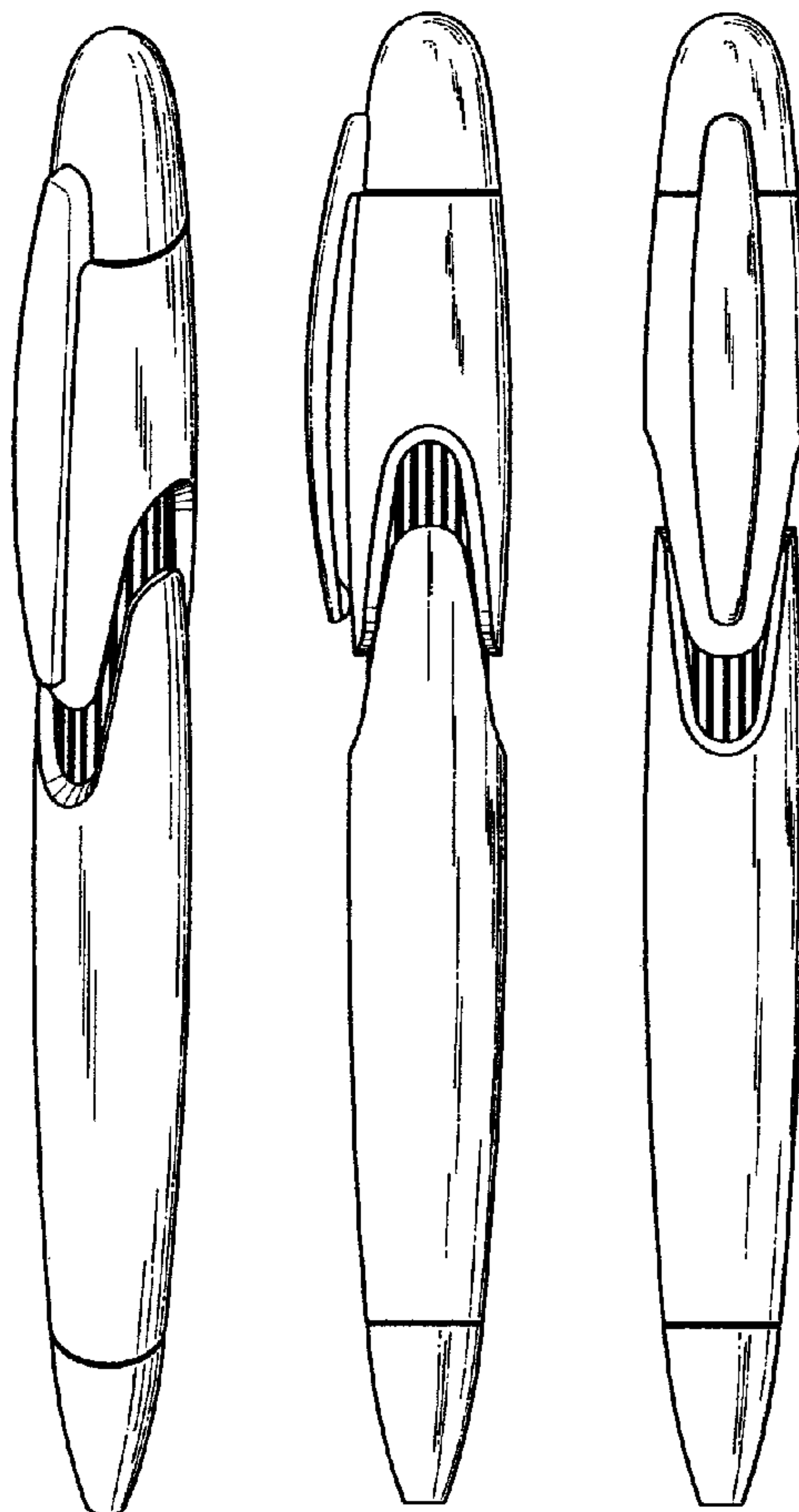


FIG. 1

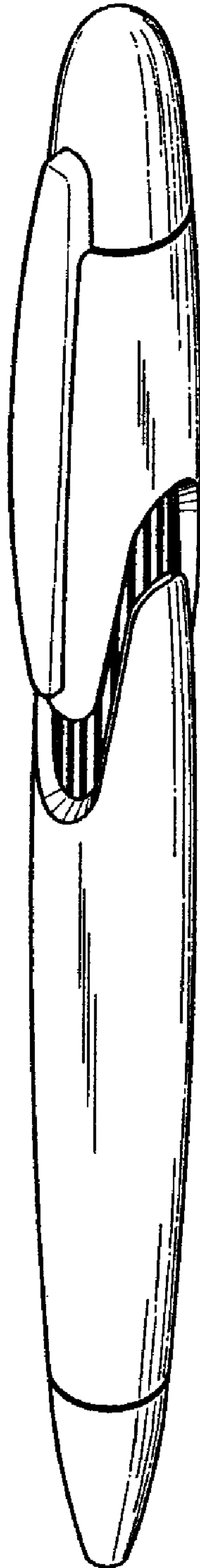


FIG. 2

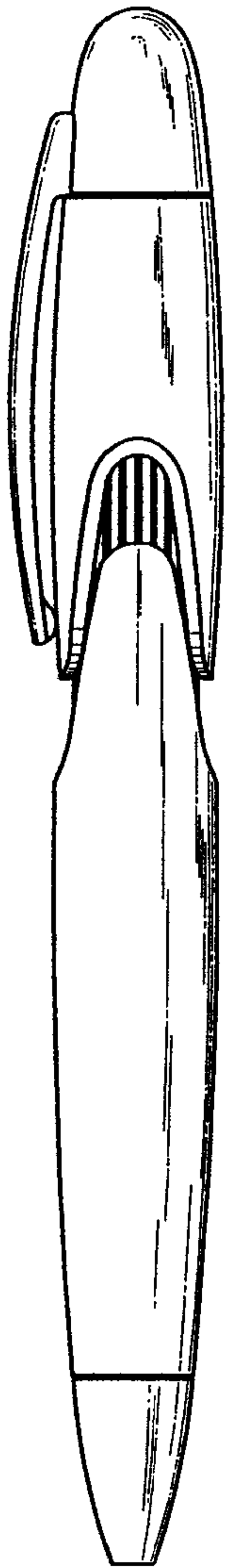


FIG. 3

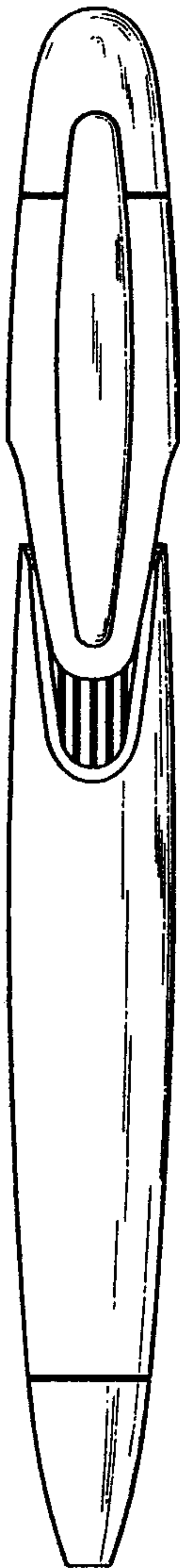


FIG. 4

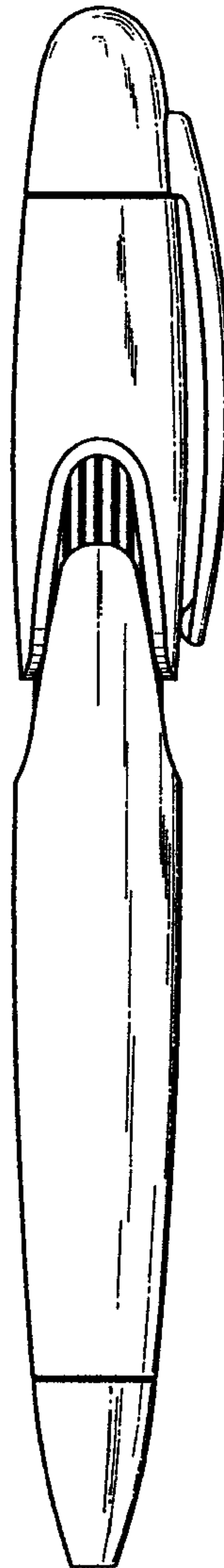


FIG. 5




FIG. 6




FIG. 7

