



US00D549772S

(12) **United States Design Patent**  
**Mase et al.**

(10) **Patent No.:** **US D549,772 S**

(45) **Date of Patent:** **\*\* Aug. 28, 2007**

(54) **PRINTER**

(75) Inventors: **Yosuke Mase**, Aichi-ken (JP);  
**Keiichiro Egami**, Nagoya (JP); **Satoko**  
**Takeuchi**, Nagoya (JP)

(73) Assignee: **Brother Industries, Ltd.**, Nagoya (JP)

(\*\*) Term: **14 Years**

(21) Appl. No.: **29/255,169**

(22) Filed: **Mar. 7, 2006**

(30) **Foreign Application Priority Data**

Sep. 9, 2005 (JP) ..... 2005-026302

(51) **LOC (8) Cl.** ..... **14-02**

(52) **U.S. Cl.** ..... **D18/55**

(58) **Field of Classification Search** ..... D18/14,  
D18/36-39, 46-49, 50, 53, 54, 54.1, 55, 4.4,  
D18/12; D14/420-425, 462-470; 399/107;  
400/613, 613.1-613.4, 690.1-690.4, 691-694  
See application file for complete search history.

(56) **References Cited**

**U.S. PATENT DOCUMENTS**

D379,196 S \* 5/1997 Laidlaw ..... D18/55  
D402,698 S \* 12/1998 Falk et al. .... D18/55  
D442,963 S \* 5/2001 Salazar et al. .... D14/420

6,612,763 B1 \* 9/2003 Yoshihara ..... 400/692  
D520,055 S \* 5/2006 Katayama ..... D18/55  
D521,060 S \* 5/2006 Katayama ..... D18/55  
D521,546 S \* 5/2006 Katayama ..... D18/55  
D522,569 S \* 6/2006 Katayama et al. .... D18/50  
D523,071 S \* 6/2006 Katayama et al. .... D18/50  
D523,897 S \* 6/2006 Iue ..... D18/54  
D535,325 S \* 1/2007 Yamaguchi ..... D18/55  
2006/0008292 A1 \* 1/2006 Watanabe ..... 399/107

\* cited by examiner

*Primary Examiner*—Cathy Anne MacCormac

(74) *Attorney, Agent, or Firm*—Oliff & Berridge, PLC

(57) **CLAIM**

The ornamental design for printer, as shown and described.

**DESCRIPTION**

FIG. 1 is a perspective view of a printer;

FIG. 2 is a front view thereof;


FIG. 3 is a top view thereof;

FIG. 4 is a side view thereof, the opposite side view being a mirror image; and,

FIG. 5 is a rear view thereof.

The broken lines are for illustrative purposes only and form no part of the claimed design.

**1 Claim, 3 Drawing Sheets**






FIG. 1

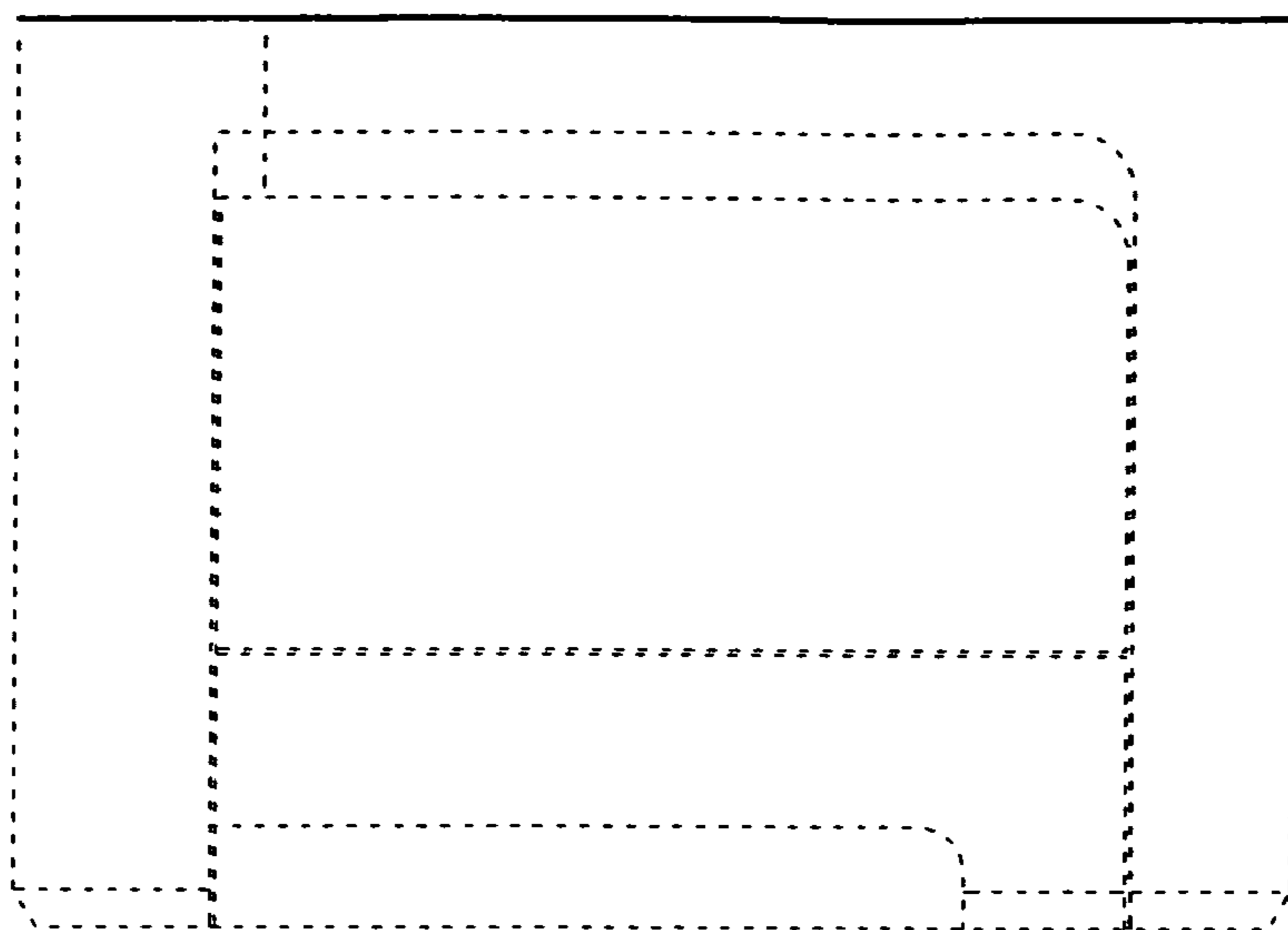


FIG. 2

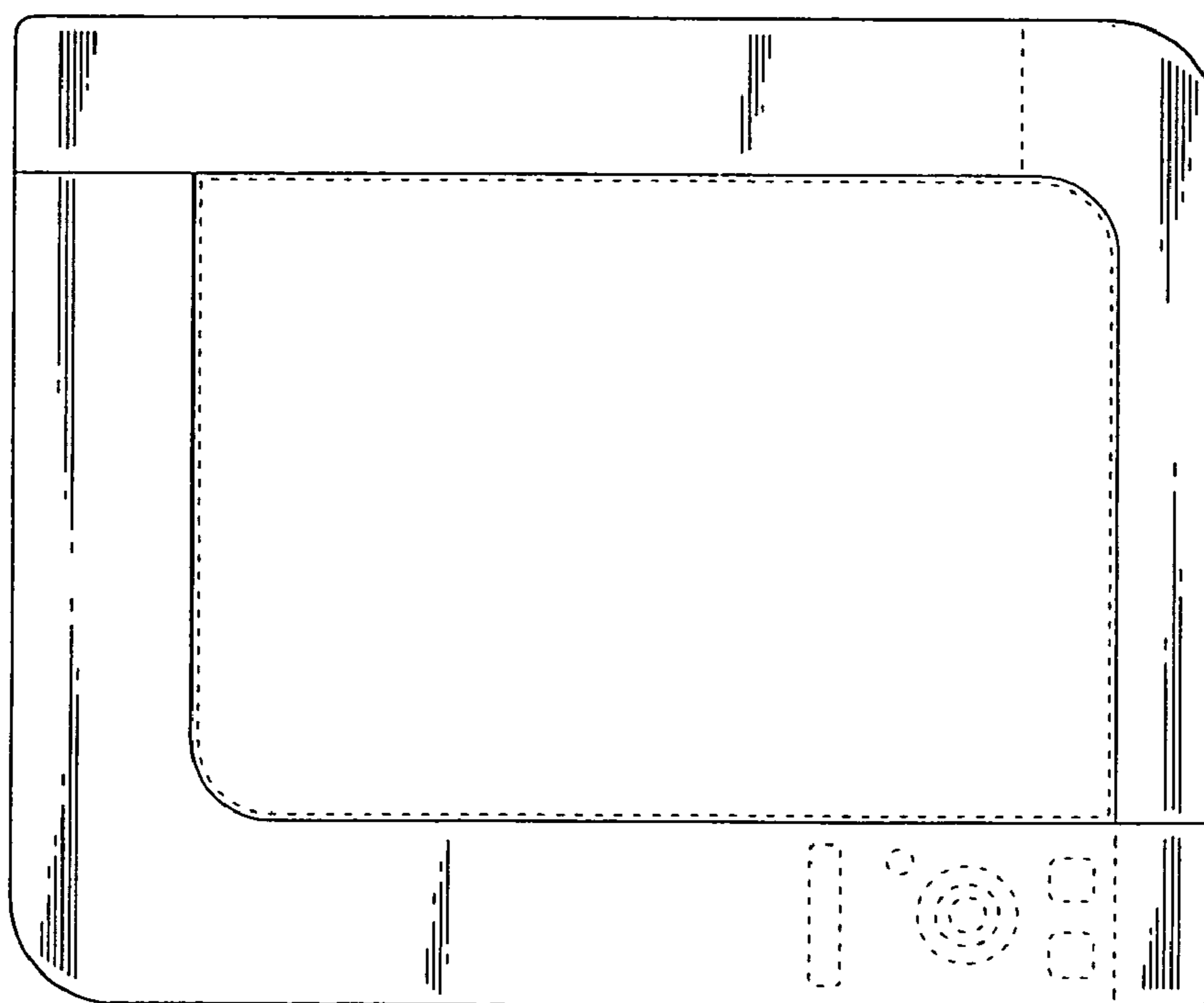


FIG. 3




FIG. 4

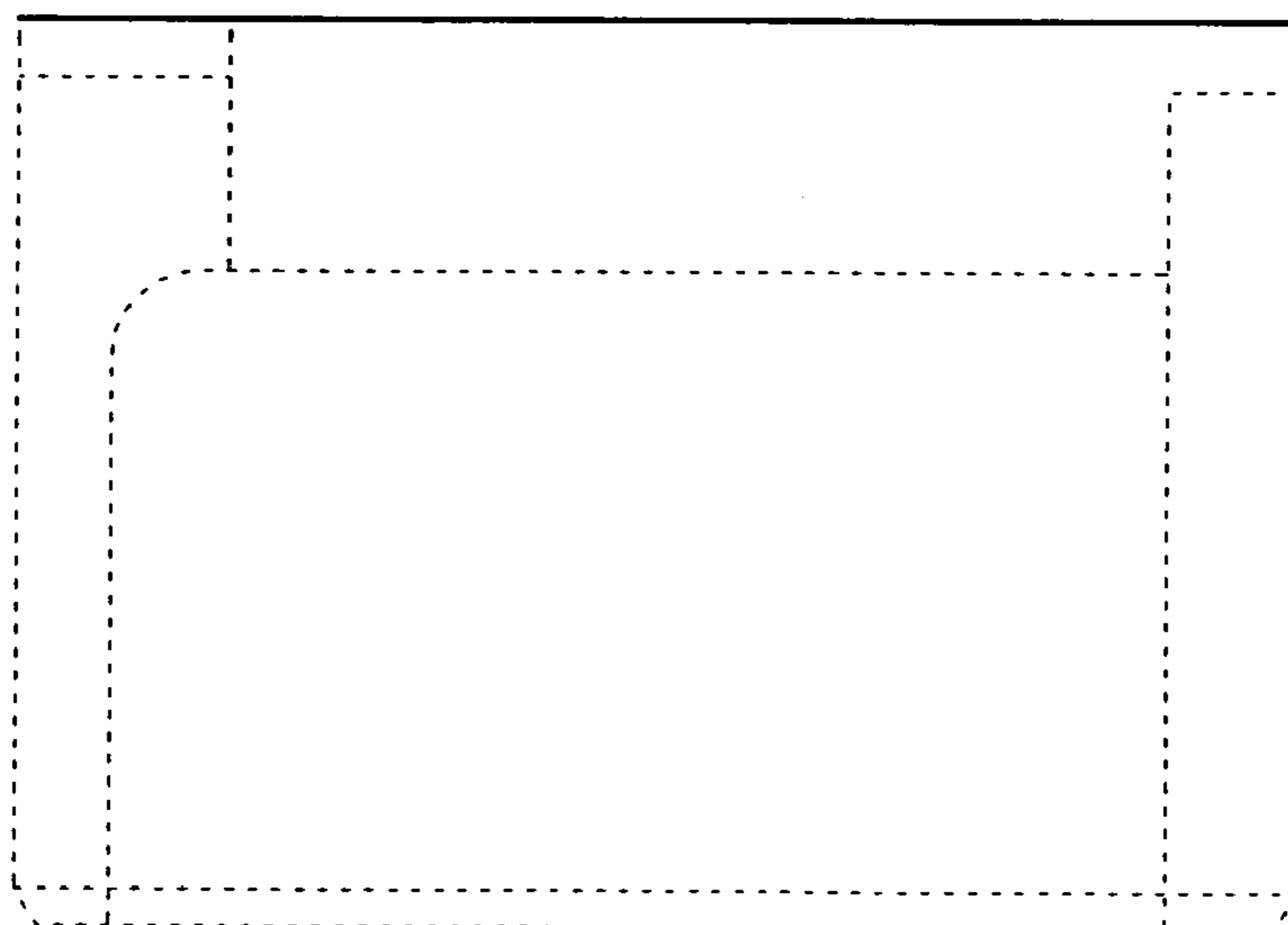


FIG. 5