



US00D549767S

(12) **United States Design Patent**
Mitic

(10) **Patent No.:** **US D549,767 S**

(45) **Date of Patent:** **** Aug. 28, 2007**

(54) **GUITAR**

(76) Inventor: **Mladen Mitic**, 10257 Santa Monica Blvd., Suite 9, Los Angeles, CA (US) 90067

(**) Term: **14 Years**

(21) Appl. No.: **29/236,088**

(22) Filed: **Aug. 10, 2005**

(51) **LOC (8) Cl.** **17-03**

(52) **U.S. Cl.** **D17/14**

(58) **Field of Classification Search** D17/14,
D17/17, 18, 19, 20; 84/173, 267–269, 274,
84/275, 284, 285, 290–293, 309, 718, 743,
84/DIG. 24

See application file for complete search history.

(56) **References Cited**

U.S. PATENT DOCUMENTS

3,771,408	A *	11/1973	Wright	84/291
D274,732	S *	7/1984	Hampton et al.	D17/14
D320,615	S *	10/1991	Lendrum	D17/14
D338,221	S	8/1993	Beliger		
D340,737	S *	10/1993	Sandberg	D17/14
5,445,058	A *	8/1995	Hoke, Jr.	84/293
5,477,765	A *	12/1995	Dietzman	84/313
5,539,144	A *	7/1996	Sherman	84/313
D372,491	S	8/1996	DeCola		
D378,596	S	3/1997	Jarowsky		
5,696,335	A *	12/1997	Rose	84/298
D392,310	S	3/1998	McGuire		
D409,647	S	5/1999	Dipinto		
5,939,653	A *	8/1999	Chang	84/313
D420,694	S	2/2000	Rose		
6,075,198	A *	6/2000	Grant et al.	84/731
D475,079	S	5/2003	Zimmerly		
D477,013	S	7/2003	Rico		
D484,175	S *	12/2003	Baron	D17/20

D486,175	S	2/2004	Villalba		
D493,481	S	7/2004	Vogel		
D501,017	S	1/2005	Katsumata		
D510,382	S	10/2005	Norsworthy		
D526,000	S *	8/2006	Stewart	D17/14
2004/0094014	A1 *	5/2004	Kang	84/313

* cited by examiner

Primary Examiner—Ian Simmons

Assistant Examiner—R. Johnson

(74) *Attorney, Agent, or Firm*—Patel & Alumit, P.C.; Edwin P. Tarver; Ty Ung

(57) **CLAIM**

I claim the ornamental design for a guitar, as shown and described.

DESCRIPTION

FIG. 1 is a front view of a guitar according to the new design.

FIG. 2 is a back view of the guitar according to the new design.

FIG. 3 is a front perspective view of the guitar according to the new design.

FIG. 4 is a back perspective view of the guitar according to the new design.


FIG. 5 is a top view of the guitar according to the new design.

FIG. 6 is a bottom view of the guitar according to the new design.

FIG. 7 is a right-side view of the guitar according to the new design; and,

FIG. 8 is a left-side view of the guitar according to the new design.

1 Claim, 8 Drawing Sheets



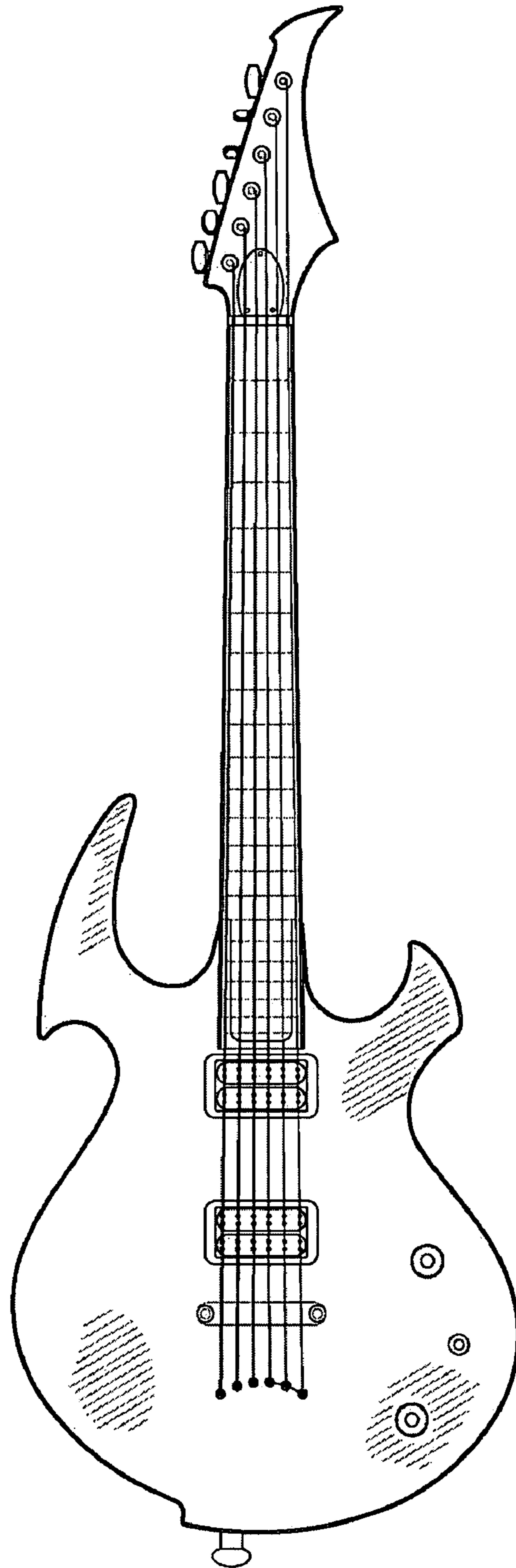


FIG. 1

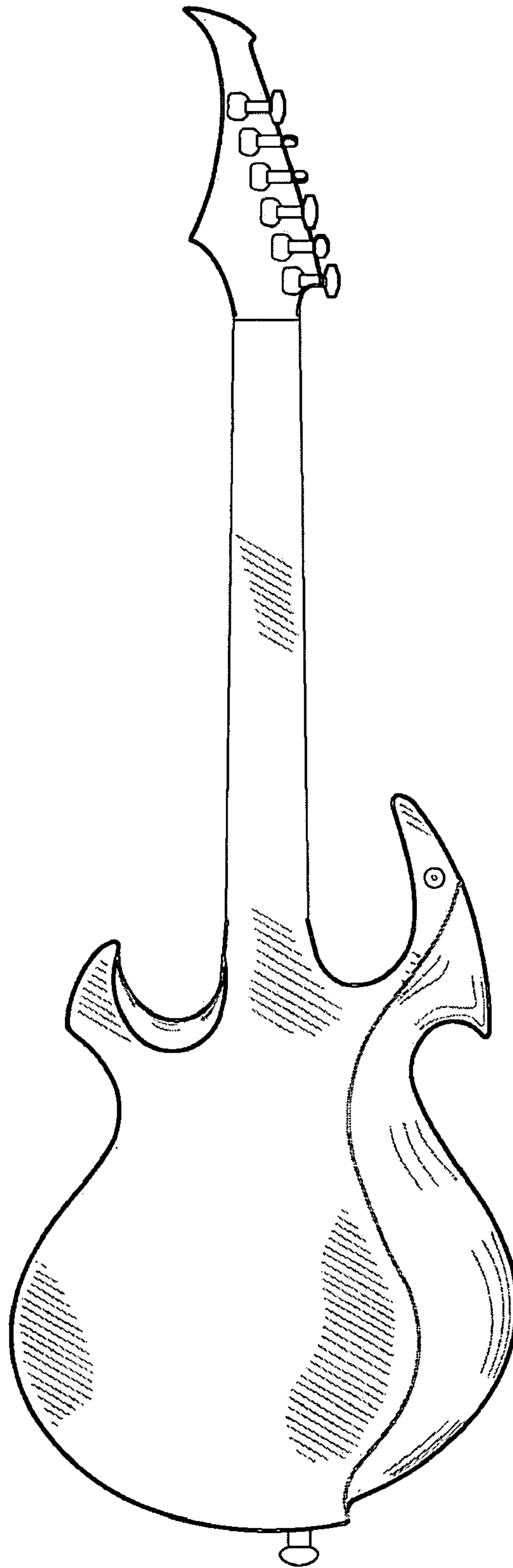


FIG. 2




FIG. 3

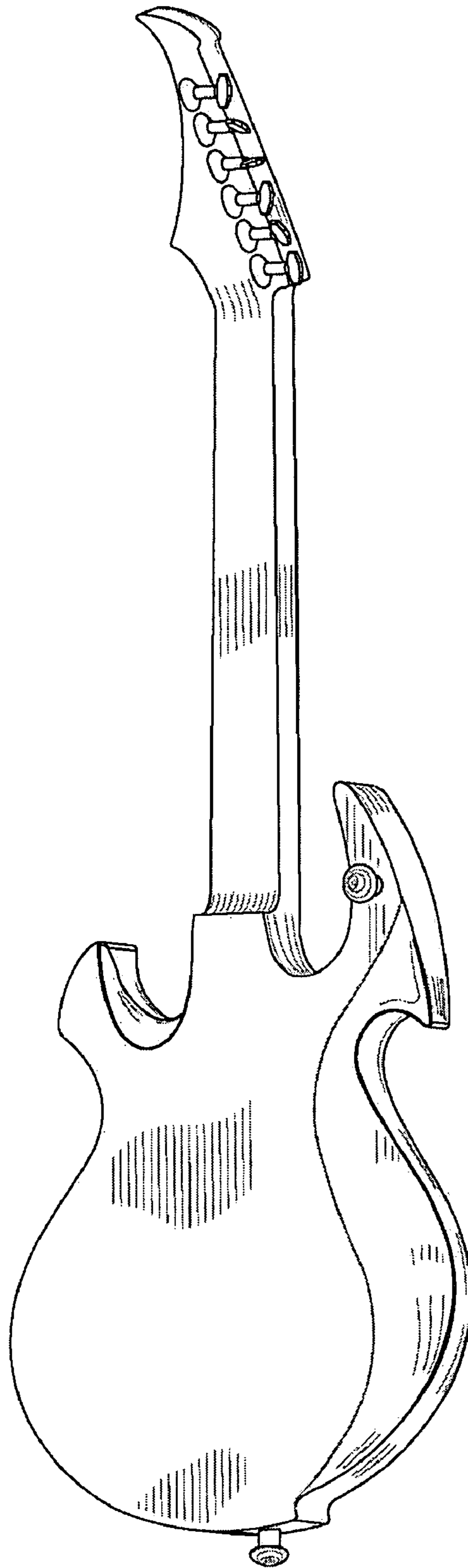


FIG. 4

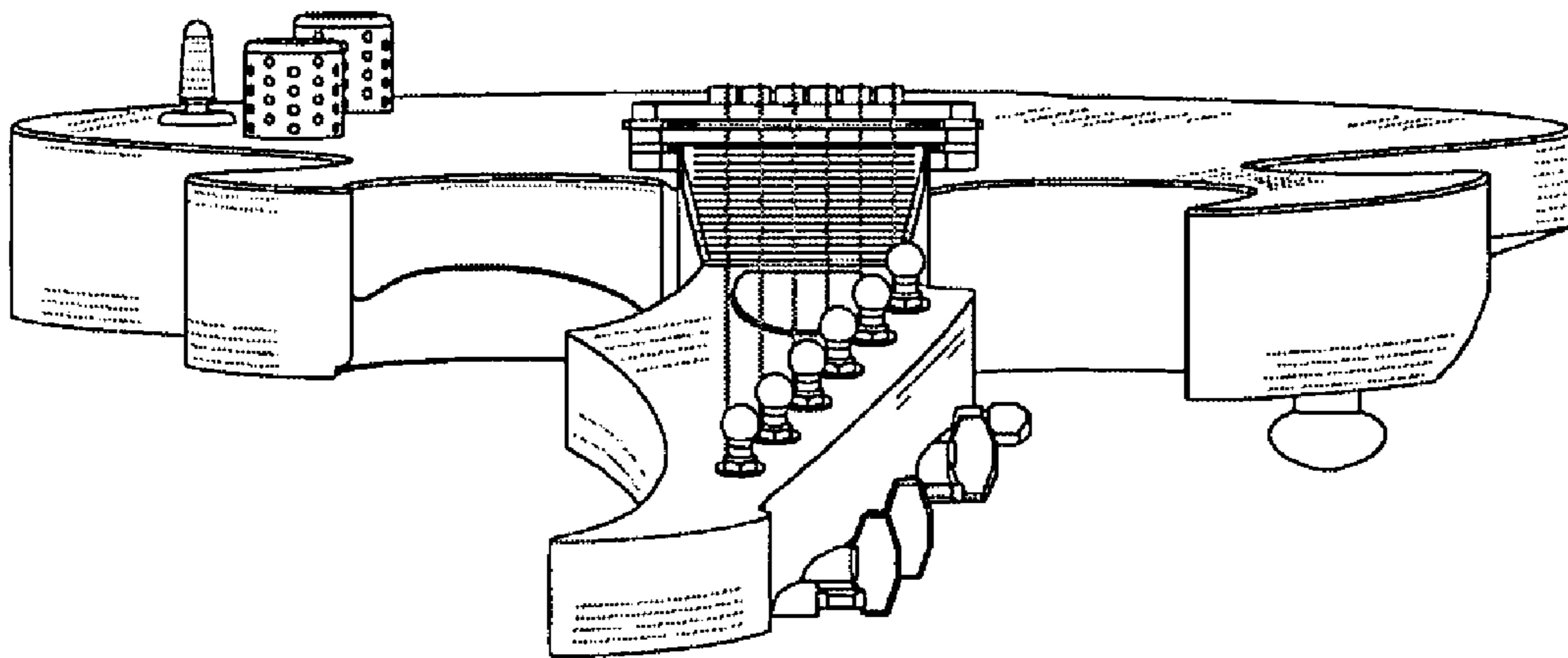


FIG. 5

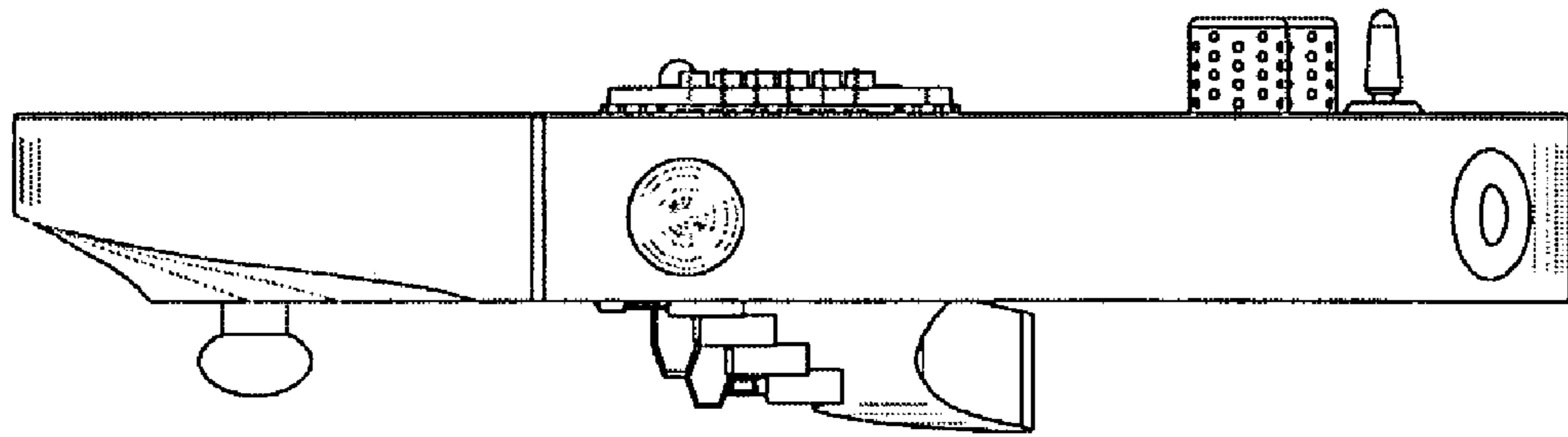


FIG. 6

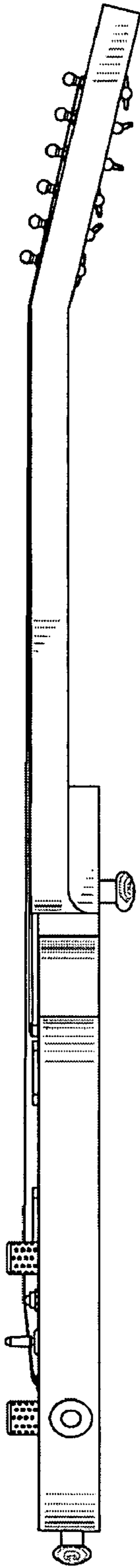


FIG. 7

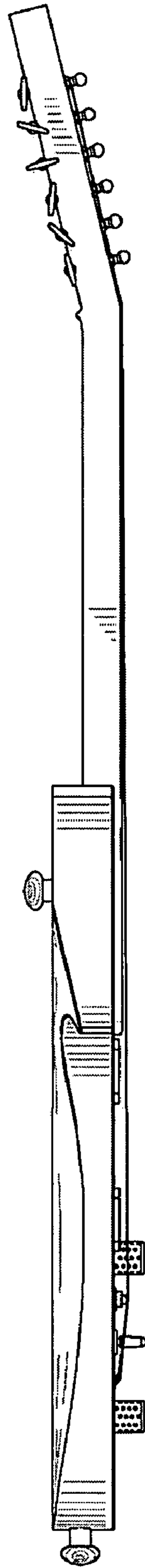


FIG. 8