

US00D549746S

(12) **United States Design Patent**
Popov

(10) **Patent No.:** **US D549,746 S**

(45) **Date of Patent:** **** Aug. 28, 2007**

(54) **ABRASIVE PLATE**

(76) Inventor: **Georgi M. Popov**, 1050 Saratoga Ct.,
Braselton, GA (US) 30517

(**) Term: **14 Years**

(21) Appl. No.: **29/252,069**

(22) Filed: **Jan. 18, 2006**

(51) **LOC (8) Cl.** **15-09**

(52) **U.S. Cl.** **D15/126; D8/70**

(58) **Field of Classification Search** D8/70;
D15/124, 125, 126, 138-140; 83/589, 663,
83/676; 451/548-551

See application file for complete search history.

(56) **References Cited**

U.S. PATENT DOCUMENTS

D137,495 S *	3/1944	Jacobson	451/549
5,928,071 A *	7/1999	Devlin	451/547
6,315,652 B1 *	11/2001	Snyder et al.	451/540
D474,666 S *	5/2003	Jeong et al.	D8/70
7,147,548 B1 *	12/2006	Mehrabi	451/323

2002/0038594 A1 *	4/2002	Maekawa et al.	83/886
2005/0164620 A1 *	7/2005	Amamoto	451/548

* cited by examiner

Primary Examiner—Antoine D. Davis

Assistant Examiner—Patricia Palasik

(74) *Attorney, Agent, or Firm*—Joseph T. Guy; Nexsen
Pruet, LLC

(57) **CLAIM**

The ornamental design for an abrasive plate, as shown and described.

DESCRIPTION

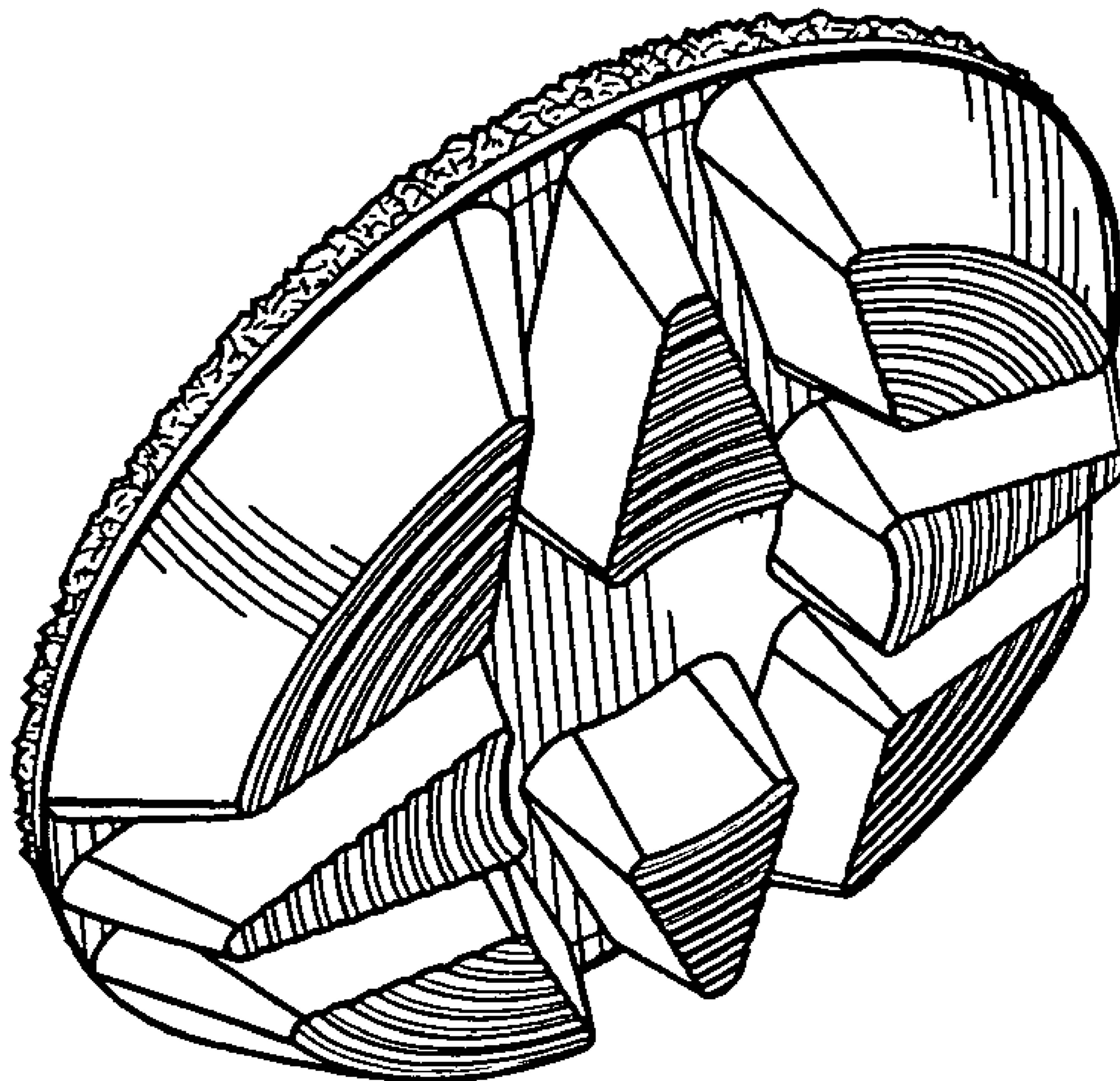
FIG. 1 is a front perspective view of an abrasive plate of the present invention;

FIG. 2 is a front side view of the abrasive plate of FIG. 1;

FIG. 3 is a right side view of the abrasive plate of FIG. 1 which is the same with each 90° rotation; and,

FIG. 4 is a bottom side view of the abrasive plate of FIG. 1.

1 Claim, 1 Drawing Sheet



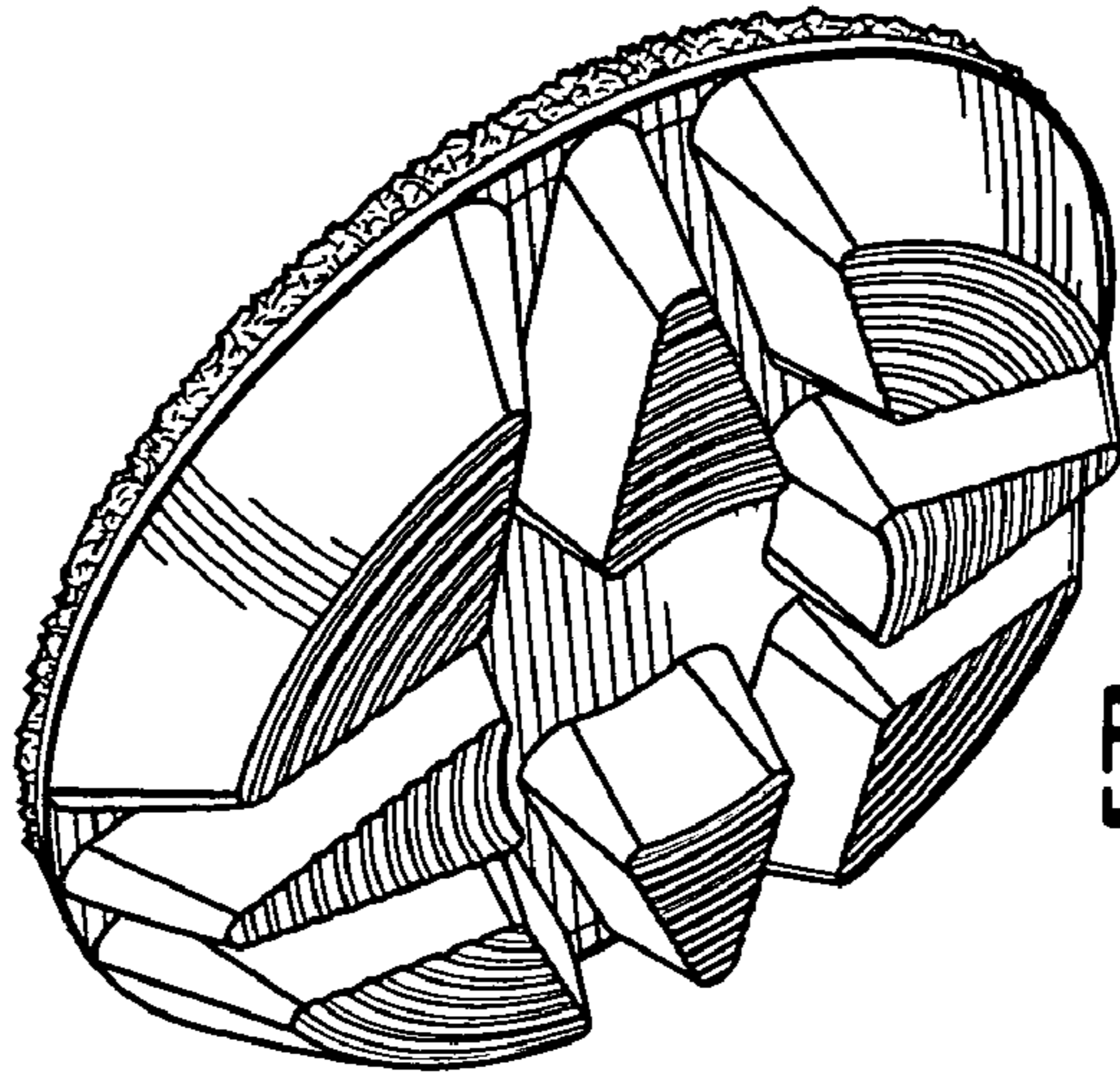


FIG. 1

FIG. 2

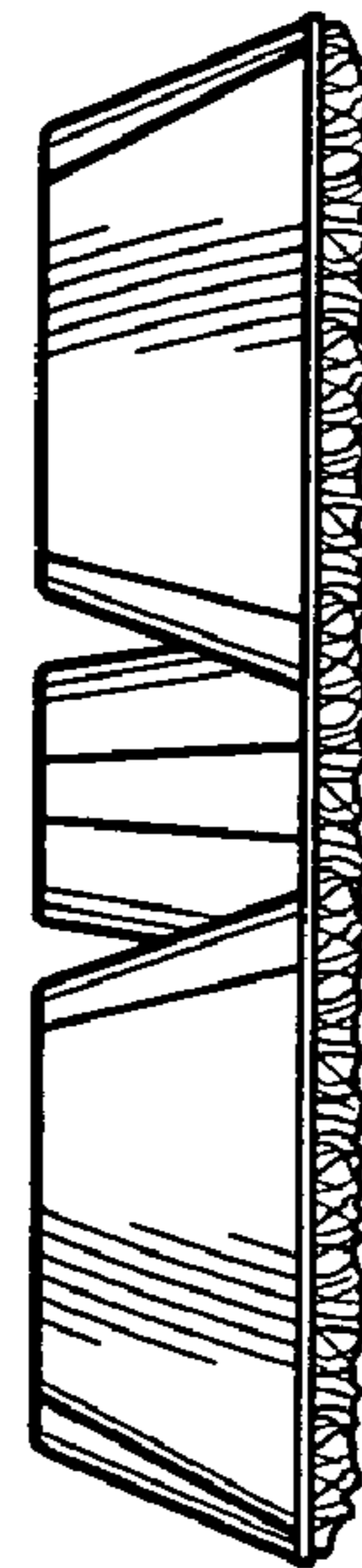
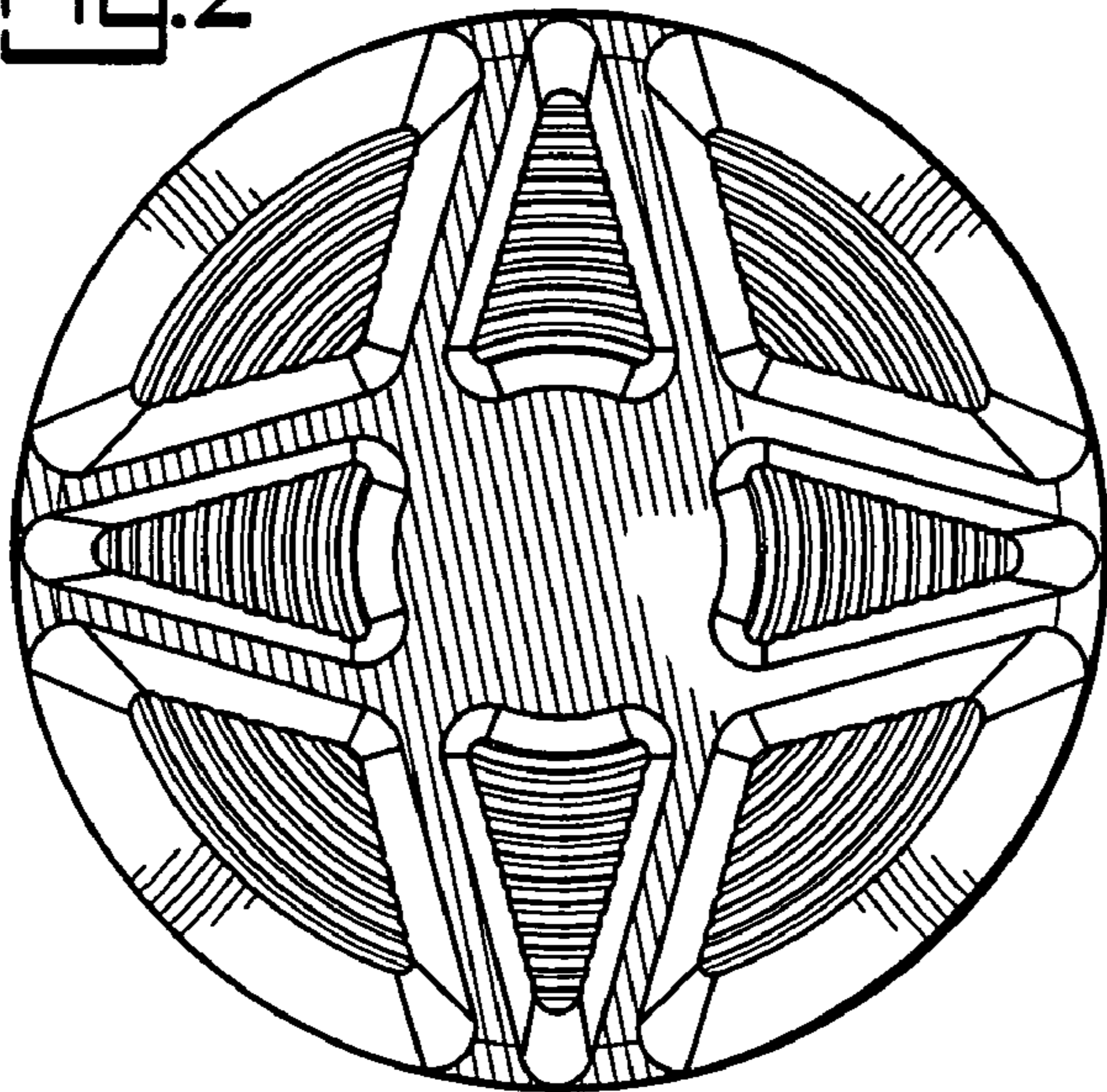


FIG. 3

FIG. 4

