

US00D549725S

(12) **United States Design Patent**
Niijima

(10) **Patent No.:** **US D549,725 S**

(45) **Date of Patent:** **** Aug. 28, 2007**

(54) **COMPUTER GENERATED IMAGE FOR A DISPLAY PANEL OR SCREEN**

2002/0085020 A1* 7/2002 Carroll, Jr. 345/700
2003/0174177 A1* 9/2003 Tsukuda et al. 345/810

(75) Inventor: **Makoto Niijima**, Tokyo (JP)

FOREIGN PATENT DOCUMENTS

(73) Assignee: **Sony Corporation**, Tokyo (JP)

EM 000415286-0013 * 11/2005

(**) Term: **14 Years**

OTHER PUBLICATIONS

(21) Appl. No.: **29/242,412**

Symbol Source Book, by Henry Dreyfuss, Van Nostrand Reinhold Company, New York, NY, © 1972, p. 224.*

(22) Filed: **Nov. 10, 2005**

* cited by examiner

(51) **LOC (8) Cl.** **14-04**

Primary Examiner—Robin Webster

(52) **U.S. Cl.** **D14/491**; D14/495

Assistant Examiner—Karen E. Kearney

(58) **Field of Classification Search** D14/485-95;
D18/24-33; D19/6; D20/11, 25, 31; 715/700-867,
715/973-7

(74) *Attorney, Agent, or Firm*—Rader, Fishman & Grauer PLLC

See application file for complete search history.

(57) **CLAIM**

(56) **References Cited**

The ornamental design for a computer generated image for a display panel or screen, as shown and described.


U.S. PATENT DOCUMENTS

DESCRIPTION

D276,819 S *	12/1984	James	D14/494
5,295,062 A *	3/1994	Fukushima	700/83
D397,370 S *	8/1998	Chen	D21/324
D424,041 S	5/2000	Tambata		
6,115,036 A *	9/2000	Yamato et al.	715/723
D444,794 S	7/2001	Nashida et al.		
6,262,724 B1 *	7/2001	Crow et al.	715/723
D453,167 S	1/2002	Hasegawa et al.		
D471,225 S *	3/2003	Gray	D18/27
D471,227 S *	3/2003	Gray	D18/27
6,678,641 B2 *	1/2004	Gibbs et al.	702/189
6,931,288 B1 *	8/2005	Lee et al.	700/86
2002/0012526 A1 *	1/2002	Sai et al.	386/69
2002/0070954 A1 *	6/2002	Lang	345/700

FIG. 1 is a front elevational view of a computer generated image for a display panel or screen showing my new design; FIG. 2 is a front elevational view of a second image thereof; FIG. 3 is a front elevational view of a third image thereof; and, FIG. 4 is a front elevational view of a fourth image thereof. The broken line showing of a portion of a display panel or screen is for illustrating environmental structure and forms no part of the claimed design.

1 Claim, 4 Drawing Sheets



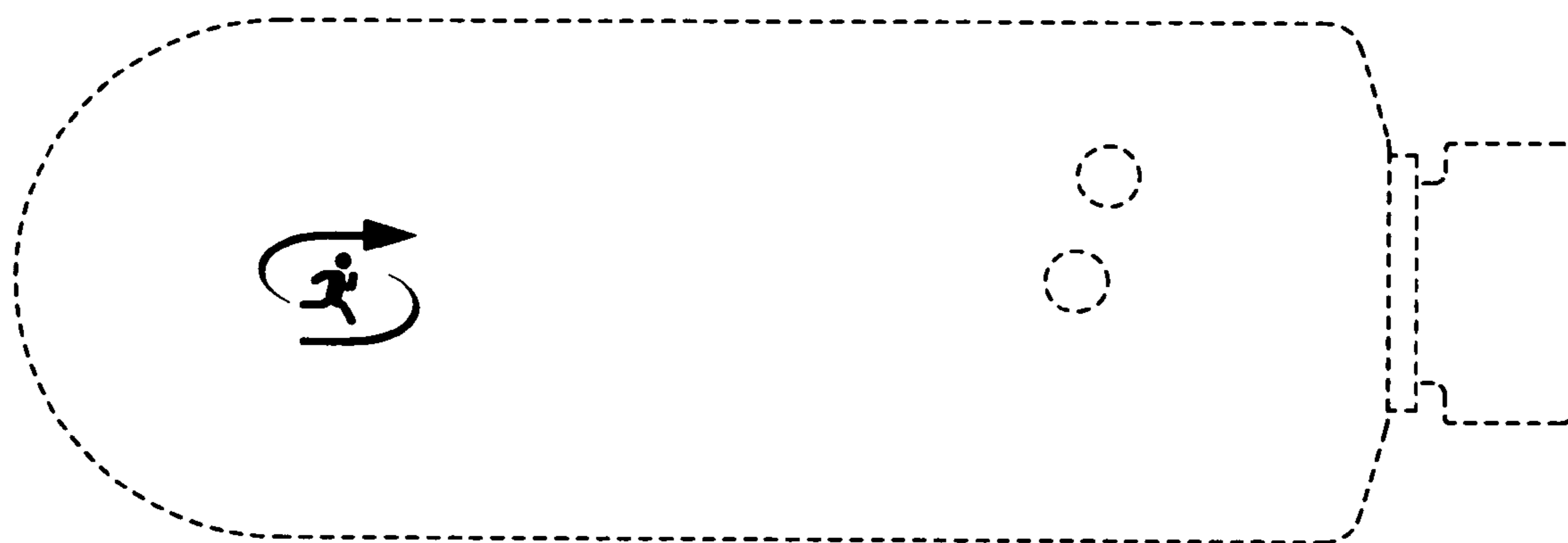


FIG. 1

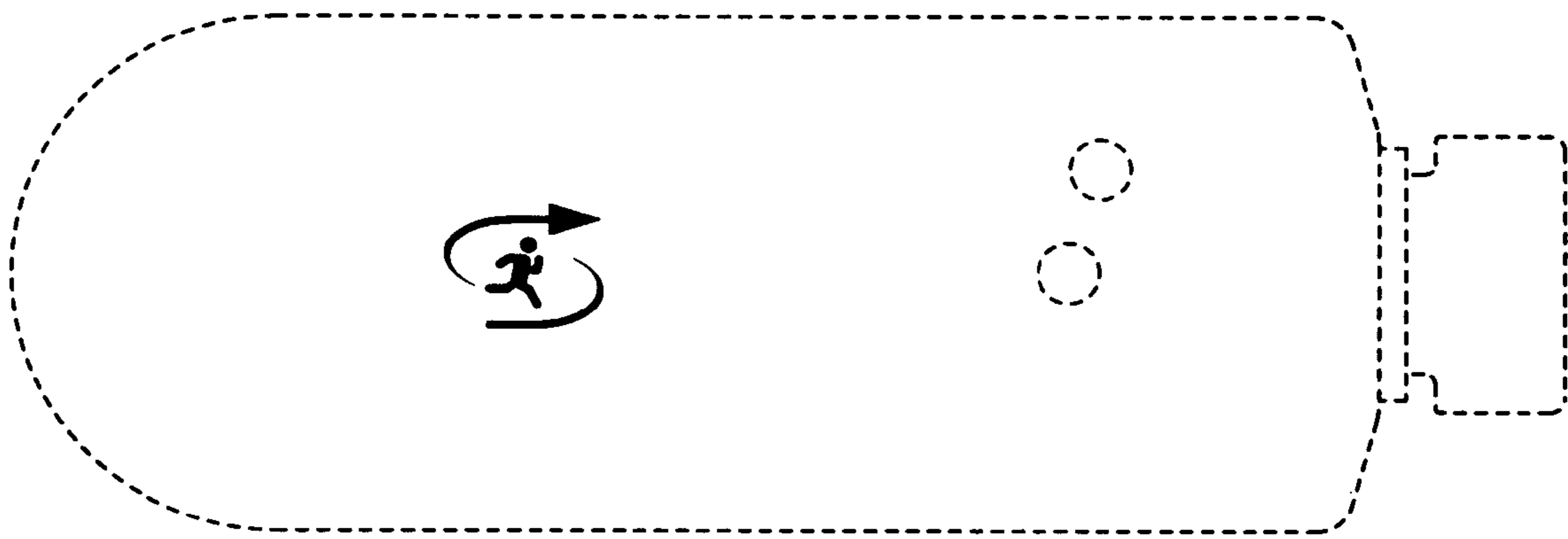


FIG. 2

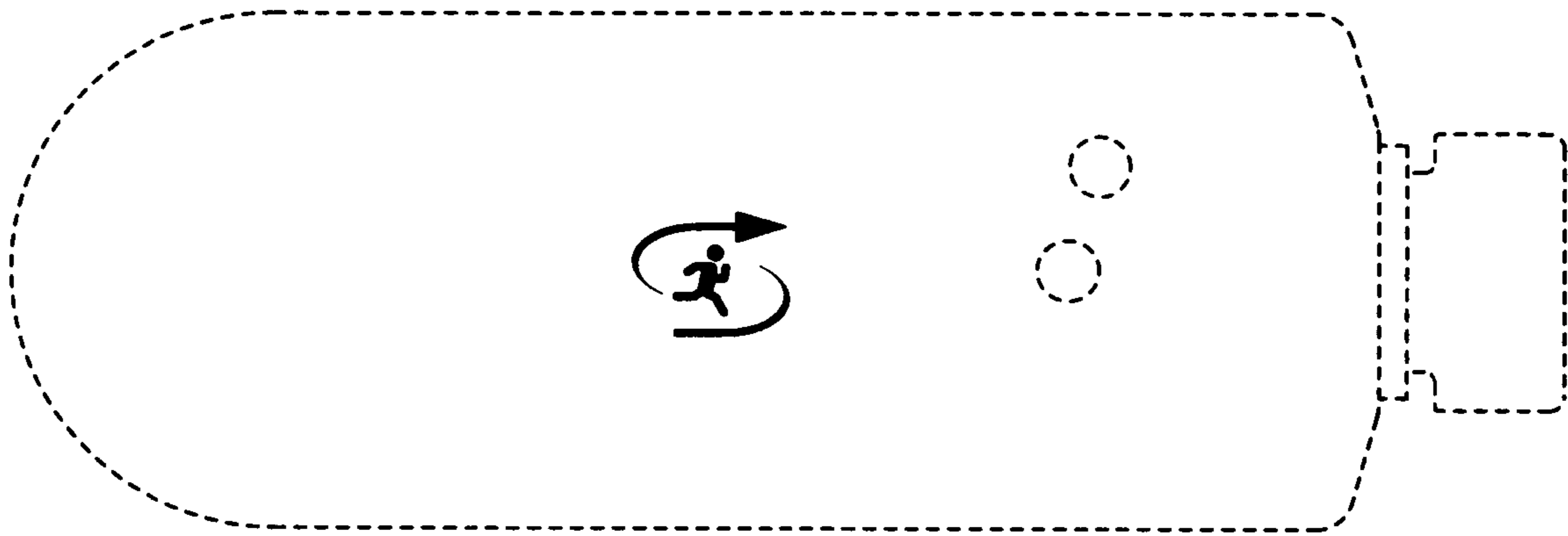


FIG. 3

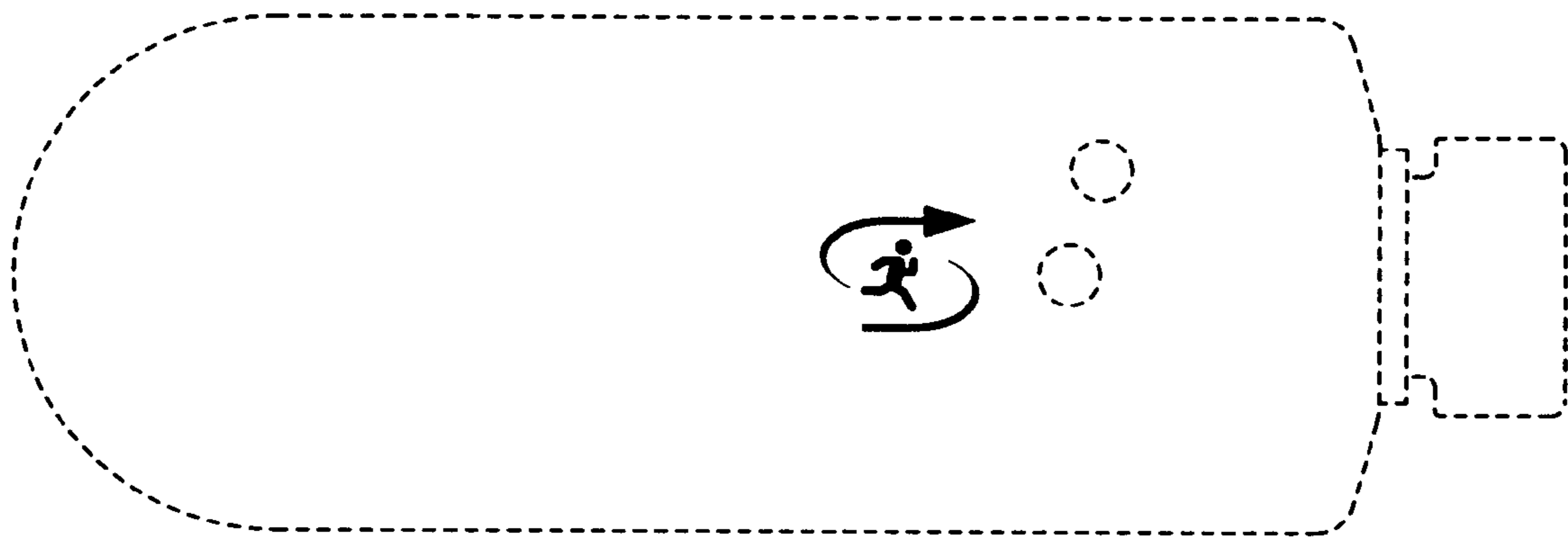


FIG. 4