



US00D549716S

(12) **United States Design Patent** (10) **Patent No.:** **US D549,716 S**
Winjum et al. (45) **Date of Patent:** **** Aug. 28, 2007**

(54) **IMAGE FOR A DISPLAY SCREEN**
 (75) Inventors: **Randall K. Winjum**, Vashon, WA
 (US); **Jan T. Miksovsky**, Seattle, WA
 (US)

D495,715 S 9/2004 Gildred
 D496,370 S 9/2004 Gildred
 D501,211 S * 1/2005 Ligameri et al. D14/486
 D508,494 S * 8/2005 Ligameri D14/486
 D518,829 S * 4/2006 Hally et al. D14/486
 2005/0010871 A1 1/2005 Ruthfield et al.

(73) Assignee: **Microsoft Corporation**, Redmond, WA
 (US)

* cited by examiner

(**) Term: **14 Years**

Primary Examiner—M. H. Tung
 (74) *Attorney, Agent, or Firm*—Banner & Witcoff, Ltd.

(21) Appl. No.: **29/228,375**

(57) **CLAIM**

(22) Filed: **Apr. 22, 2005**

The ornamental design for a image for a display screen, as shown and described.

(51) **LOC (8) Cl.** **14-04**

(52) **U.S. Cl.** **D14/486**

(58) **Field of Classification Search** D14/485-95;
 D18/24-33; D19/9; D21/324-33; D20/11;
 715/700-866

See application file for complete search history.

DESCRIPTION

The single FIGURE is a front view of an image for a display screen showing our new design.

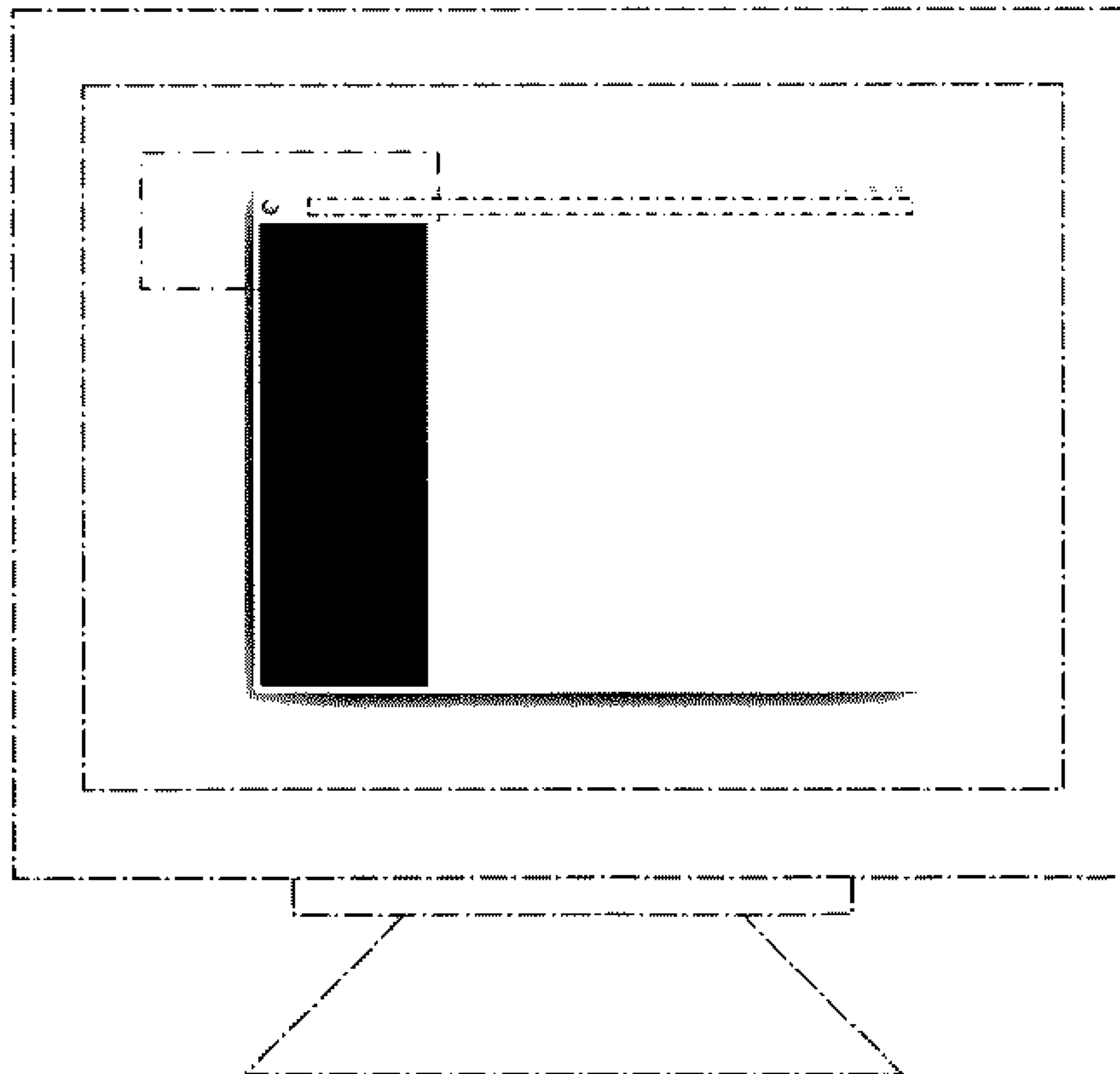
The broken line showing of a portion of a rectangle is for illustrative purposes only and forms no part of the claimed design. The broken line showing of the interior narrow rectangle and the area within it forms no part of the claimed design. The broken line showing of a display screen is for illustrative purposes only and forms no part of the claimed design.

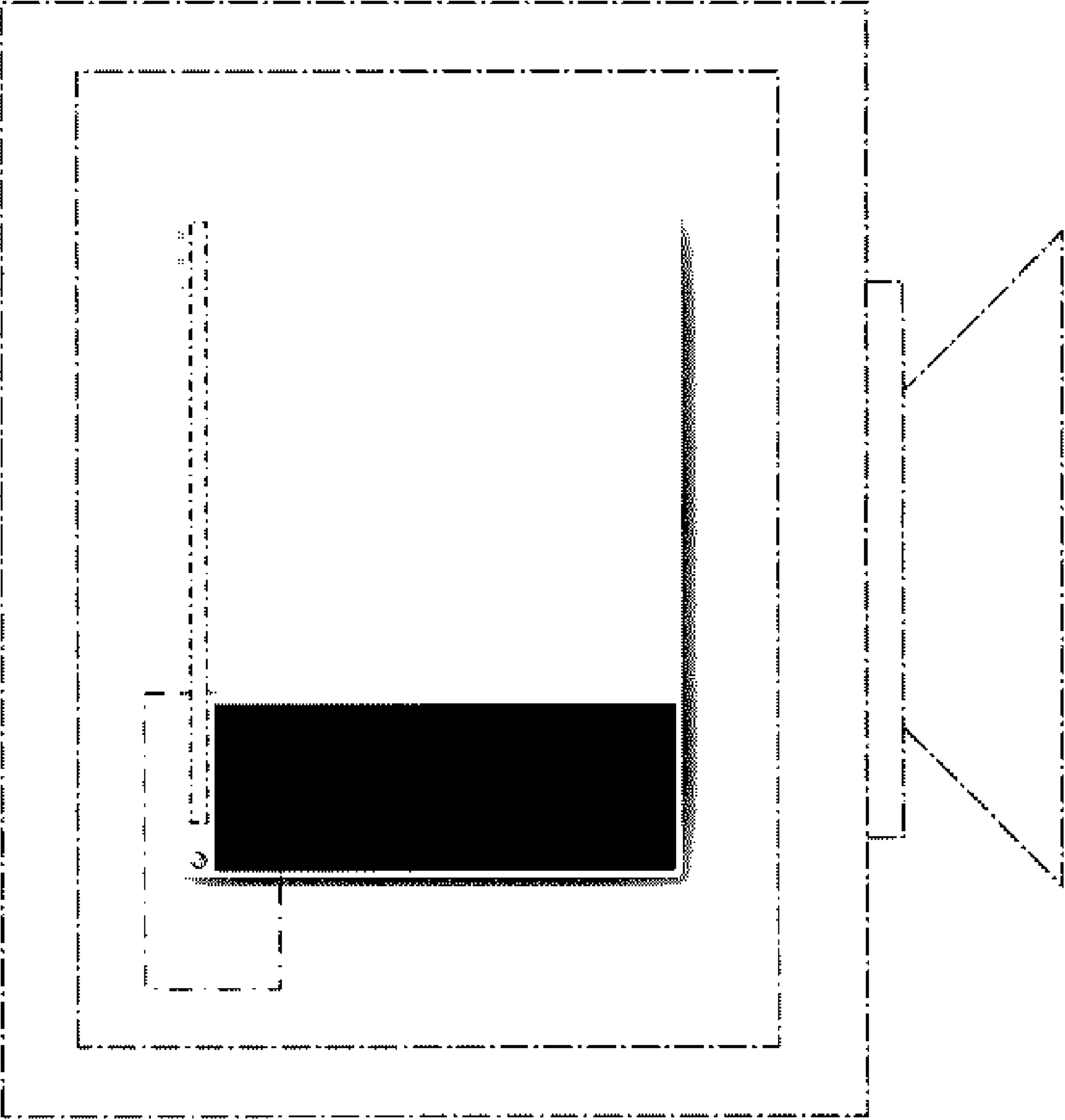
(56) **References Cited**

U.S. PATENT DOCUMENTS

D428,894 S 8/2000 Chatfield et al.
 D428,895 S 8/2000 Chatfield et al.
 D475,063 S 5/2003 Horie
 D492,322 S 6/2004 Dewar et al.
 D495,339 S 8/2004 Gildred

1 Claim, 1 Drawing Sheet





UNITED STATES PATENT AND TRADEMARK OFFICE
CERTIFICATE OF CORRECTION

PATENT NO. : D549,716 S
APPLICATION NO. : 29/228375
DATED : August 28, 2007
INVENTOR(S) : Winjum et al.

Page 1 of 3

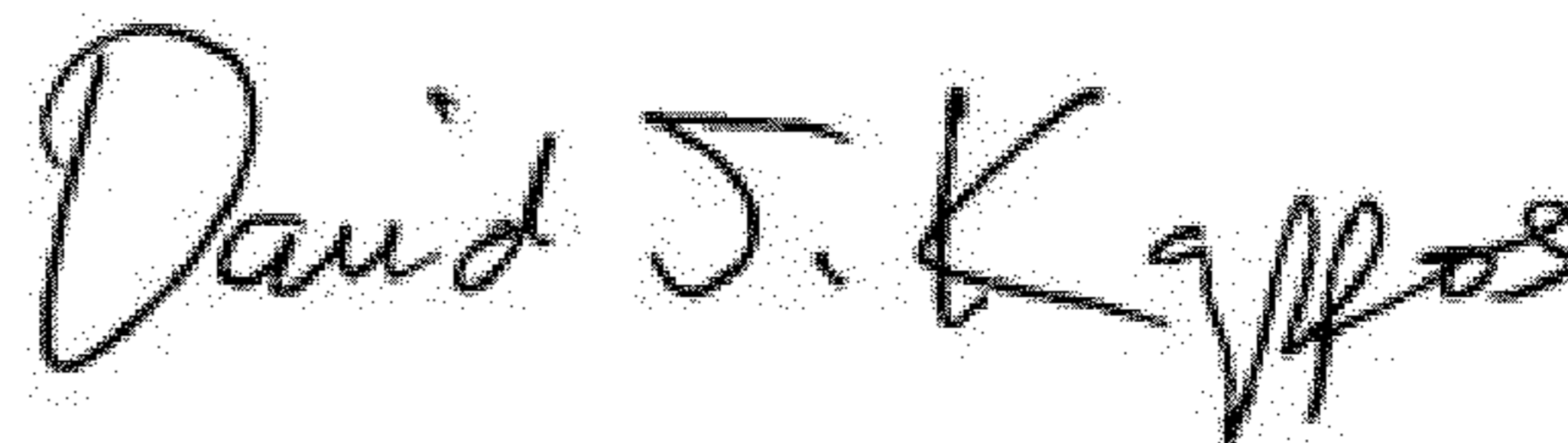
It is certified that error appears in the above-identified patent and that said Letters Patent is hereby corrected as shown below:

The Title page, showing an illustrative figure, should be deleted and substitute therefor the attached Title page.

Drawings

The Drawing Sheet has been deleted and substituted with the Drawing Sheet shown on the attached page.

Signed and Sealed this
Thirty-first Day of July, 2012

A handwritten signature in black ink that reads "David J. Kappos". The signature is written in a cursive, slightly slanted style.

David J. Kappos
Director of the United States Patent and Trademark Office

(12) **United States Design Patent**
Winjum et al.

(10) **Patent No.:** **US D549,716 S**
(45) **Date of Patent:** **** Aug. 28, 2007**

(54) **IMAGE FOR A DISPLAY SCREEN**

(75) Inventors: **Randall K. Winjum**, Vashon, WA
(US); **Jan T. Miksovsky**, Seattle, WA
(US)

(73) Assignee: **Microsoft Corporation**, Redmond, WA
(US)

(**) Term: **14 Years**

(21) Appl. No.: **29/228,375**

(22) Filed: **Apr. 22, 2005**

(51) **LOC (8) Cl.** **14-04**

(52) **U.S. Cl.** **D14/486**

(58) **Field of Classification Search** D14/485-95;
D18/24-33; D19/9; D21/324-33; D20/11;
715/700-866

See application file for complete search history.

(56) **References Cited**

U.S. PATENT DOCUMENTS

D428,894 S	8/2000	Chatfield et al.
D428,895 S	8/2000	Chatfield et al.
D475,063 S	5/2003	Horie
D492,322 S	6/2004	Dewar et al.
D495,339 S	8/2004	Gildred

D495,715 S	9/2004	Gildred	
D496,370 S	9/2004	Gildred	
D501,211 S *	1/2005	Ligameri et al.	D14/486
D508,494 S *	8/2005	Ligameri	D14/486
DS18,829 S *	4/2006	Hally et al.	D14/486
2005/0010871 A1	1/2005	Ruthfield et al.	

* cited by examiner

Primary Examiner—M. H. Tung

(74) *Attorney, Agent, or Firm*—Banner & Witcoff, Ltd.

(57) **CLAIM**

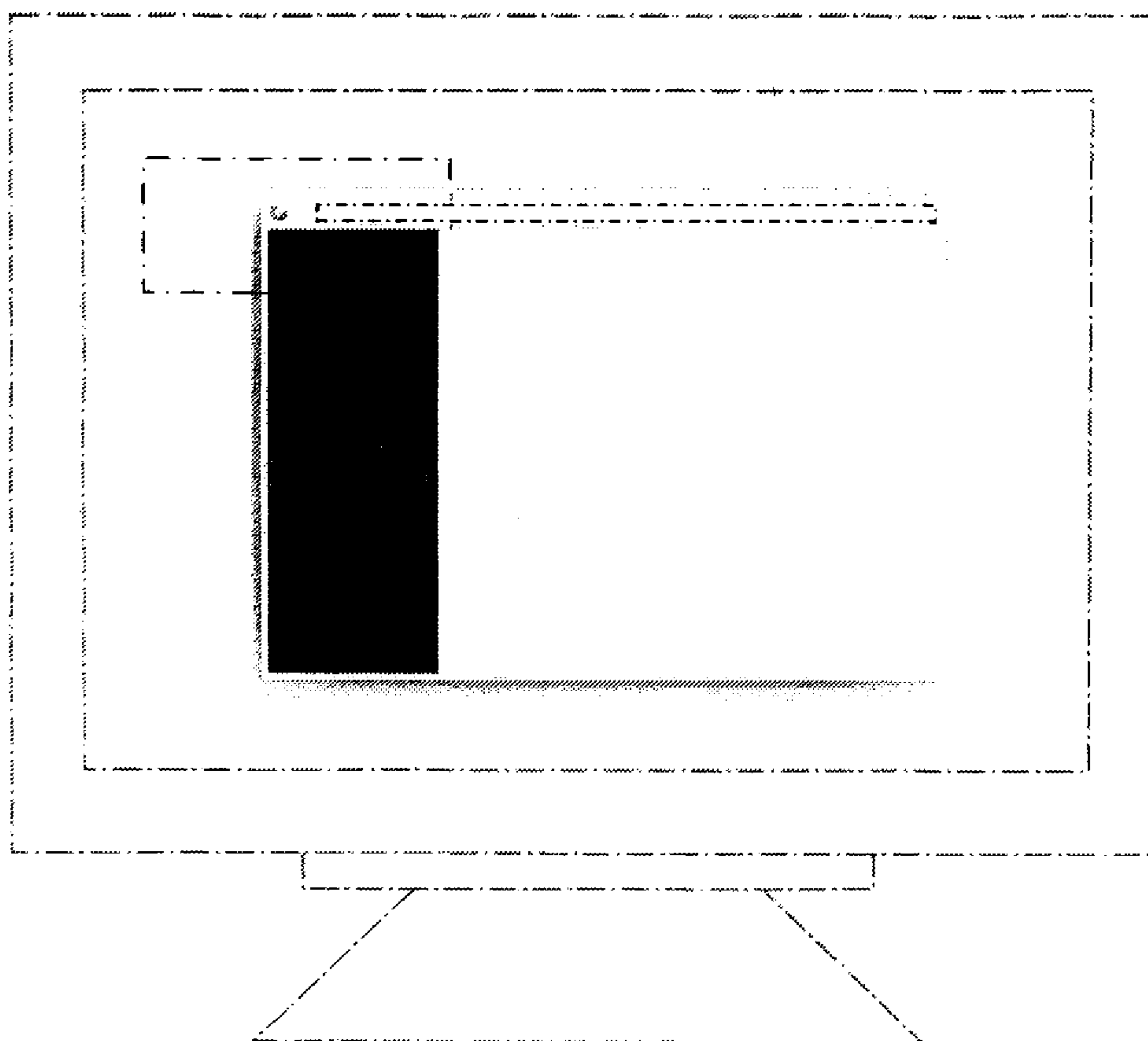
The ornamental design for a image for a display screen, as shown and described.

DESCRIPTION

The single FIGURE is a front view of an image for a display screen showing our new design.

The broken line showing of a portion of a rectangle is for illustrative purposes only and forms no part of the claimed design. The broken line showing of the interior narrow rectangle and the area within it forms no part of the claimed design. The broken line showing of a display screen is for illustrative purposes only and forms no part of the claimed design.

1 Claim, 1 Drawing Sheet



U.S. Patent

Aug. 28, 2007

D549,716 S

