



US00D549715S

(12) **United States Design Patent**
Moody

(10) **Patent No.:** **US D549,715 S**

(45) **Date of Patent:** **** Aug. 28, 2007**

(54) **MOVING IMAGE FOR THE DISPLAY
SCREEN OF A WIRELESS
COMMUNICATION DEVICE**

D436,598 S * 1/2001 King et al. D14/489
D451,536 S * 12/2001 Cornille D18/27
D486,924 S * 2/2004 Skradski et al. D26/5
D505,514 S * 5/2005 Liu D27/141
D535,301 S * 1/2007 Frey et al. D14/486

(75) Inventor: **Scott Edward Moody**, Little Rock, AR
(US)

OTHER PUBLICATIONS

(73) Assignee: **ALLTEL Communications, Inc.**, Little
Rock, AR (US)

Richard and Mies Hora, Design Elements 2, 1981, The Art Direction
Book Company, pp. 98-99.*
Hong Kong Enterprise, vol. 6, 2003, pp. 11 and 763.*

(**) Term: **14 Years**

* cited by examiner

(21) Appl. No.: **29/262,746**

Primary Examiner—Alan P. Douglas

Assistant Examiner—Angela J. Lee

(22) Filed: **Jul. 10, 2006**

(74) *Attorney, Agent, or Firm*—Baker & McKenzie LLP

(51) **LOC (8) Cl.** **14-04**

(57) **CLAIM**

(52) **U.S. Cl.** **D14/485**

(58) **Field of Classification Search** D14/129,
D14/485-95; D18/24-33; D19/6; D20/11;
D21/324-33; 715/536, 700, 703, 715-23,
715/727-8, 731, 734, 737-9, 748, 752-3,
715/759, 763-5, 768, 774-6, 792, 808-15,
715/819-20, 821-823, 825, 828-30, 835-41,
715/843, 845-7, 864, 867, 963, 967, 973,
715/975-978; 345/902, 952; D27/141,
D27/154-6; D26/5; 131/185, 234

The ornamental design for a moving image for the display
screen of a wireless communication device, as shown and
described.

See application file for complete search history.

DESCRIPTION

(56) **References Cited**

U.S. PATENT DOCUMENTS

D74,104 S * 12/1927 Fields D9/653
D92,662 S * 7/1934 Lander D26/5
2,665,572 A * 1/1954 Spitalny 431/139
3,879,163 A * 4/1975 Wright 431/267
D255,046 S * 5/1980 Dinh Van D27/156
5,295,062 A * 3/1994 Fukushima 700/83
D347,082 S * 5/1994 Ichikawa D27/154
D358,681 S * 5/1995 Toombs D27/148

FIG. 1 is a first image in the sequence for an animated image
for a moving image for the display screen of a wireless
communication device;

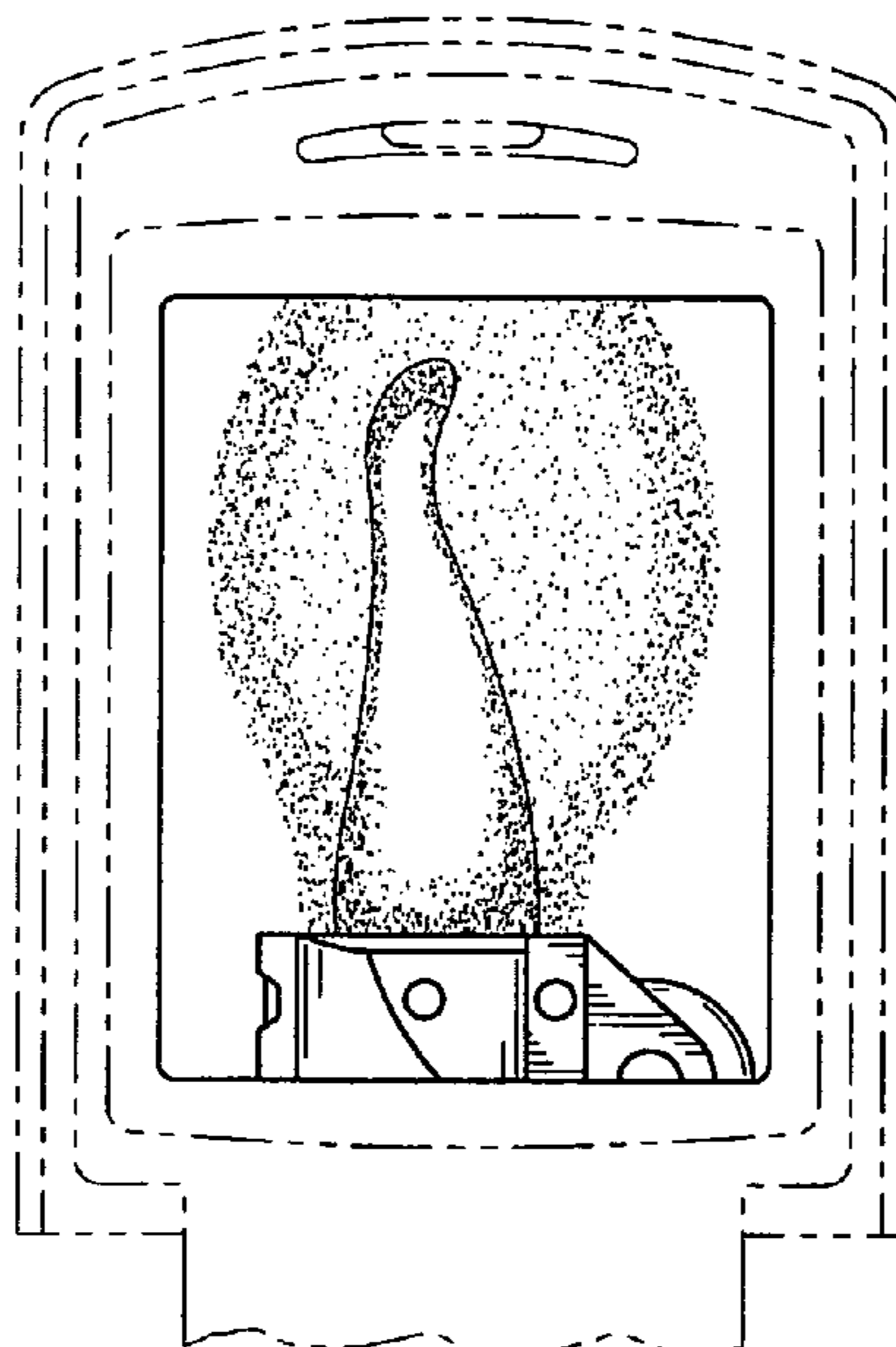
FIG. 2 is a second image thereof;

FIG. 3 is a third image thereof; and,

FIG. 4 is a fourth image thereof.

The broken line showing of visible environmental structures
is for illustrative purposes only and forms no part of the
claimed design. The appearance of the moving image
sequentially transitions between the images shown in FIGS.
1-4. No ornamental aspects are associated with the process
or period in which one image transitions to another.

1 Claim, 1 Drawing Sheet



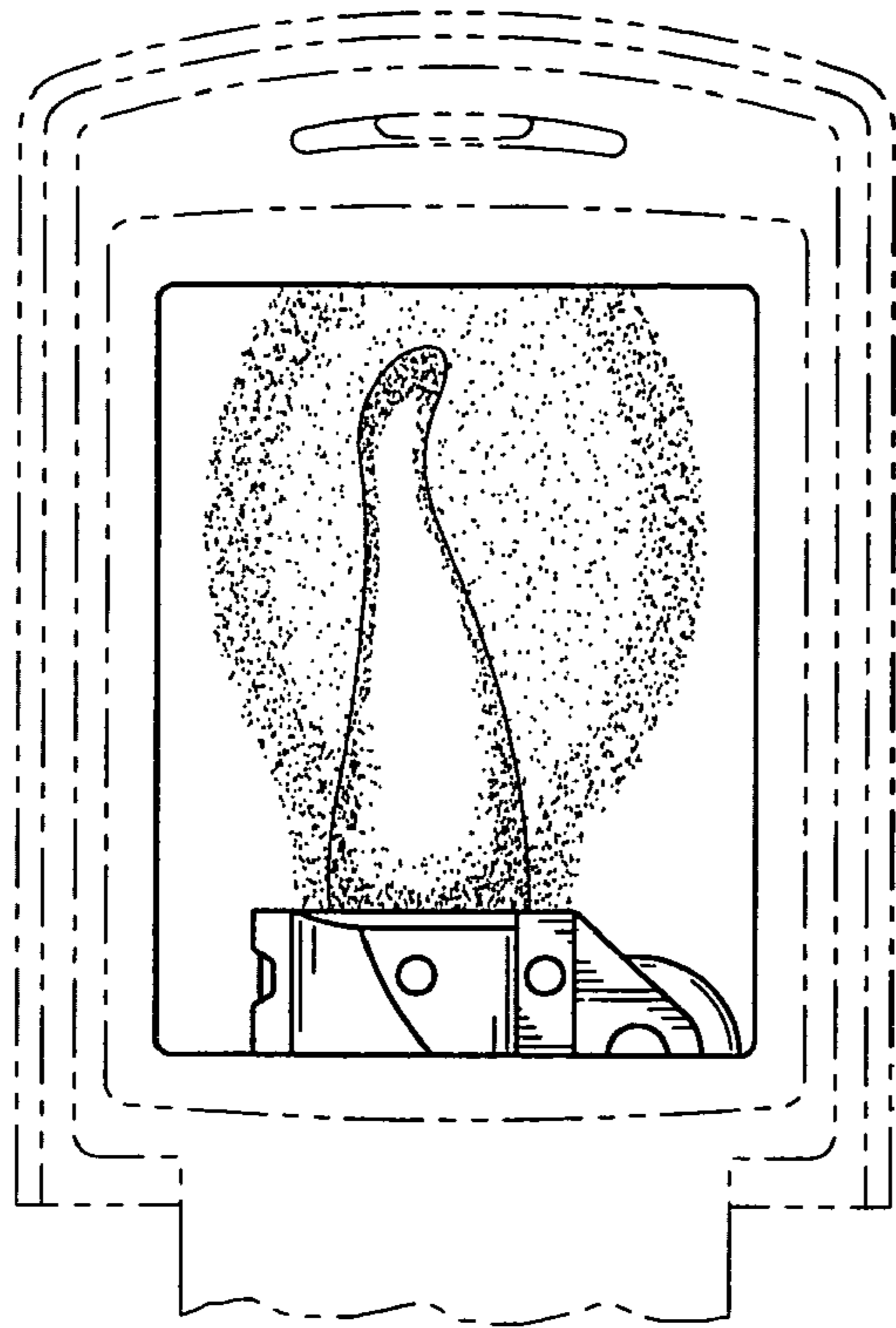


FIG. 1

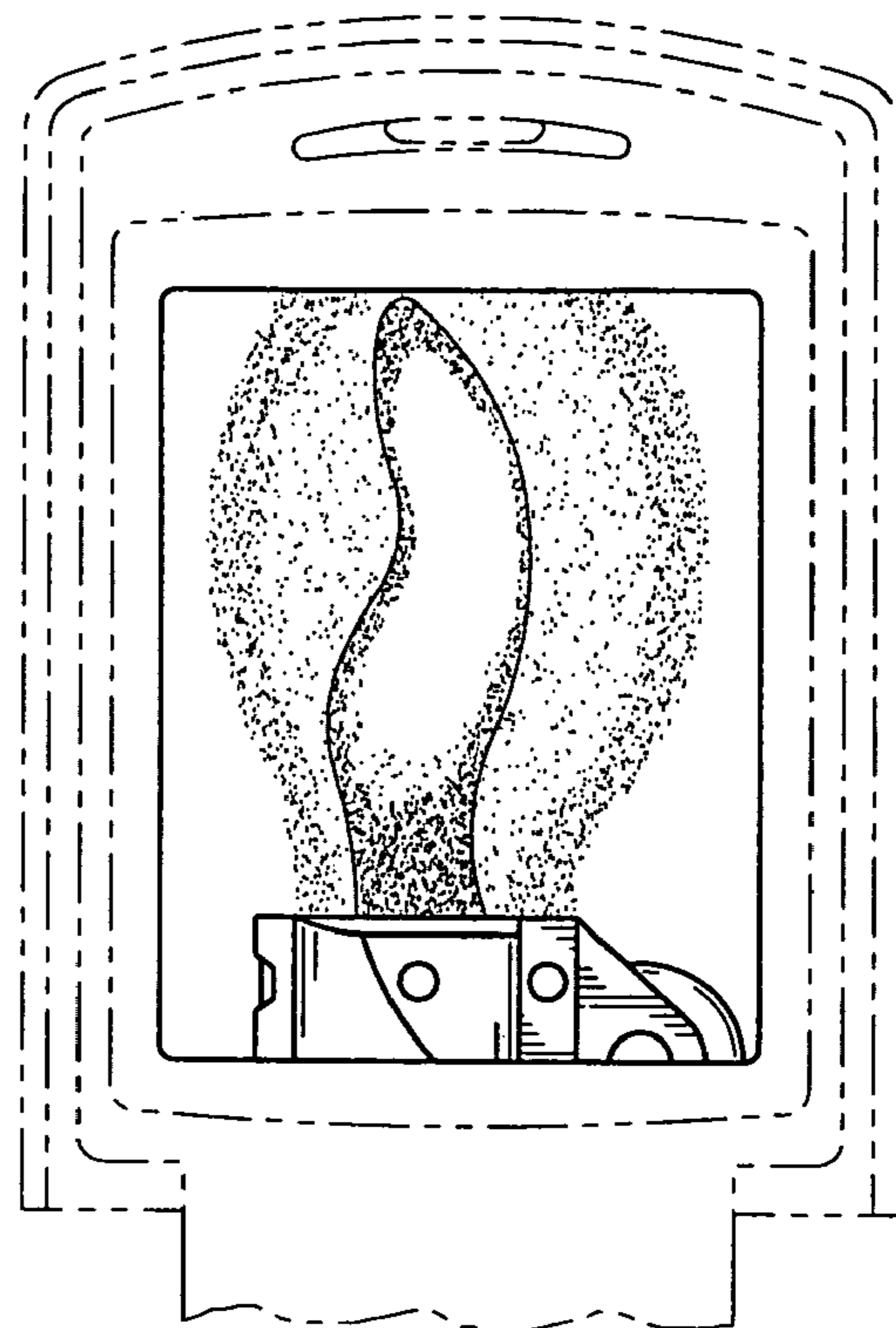


FIG. 2

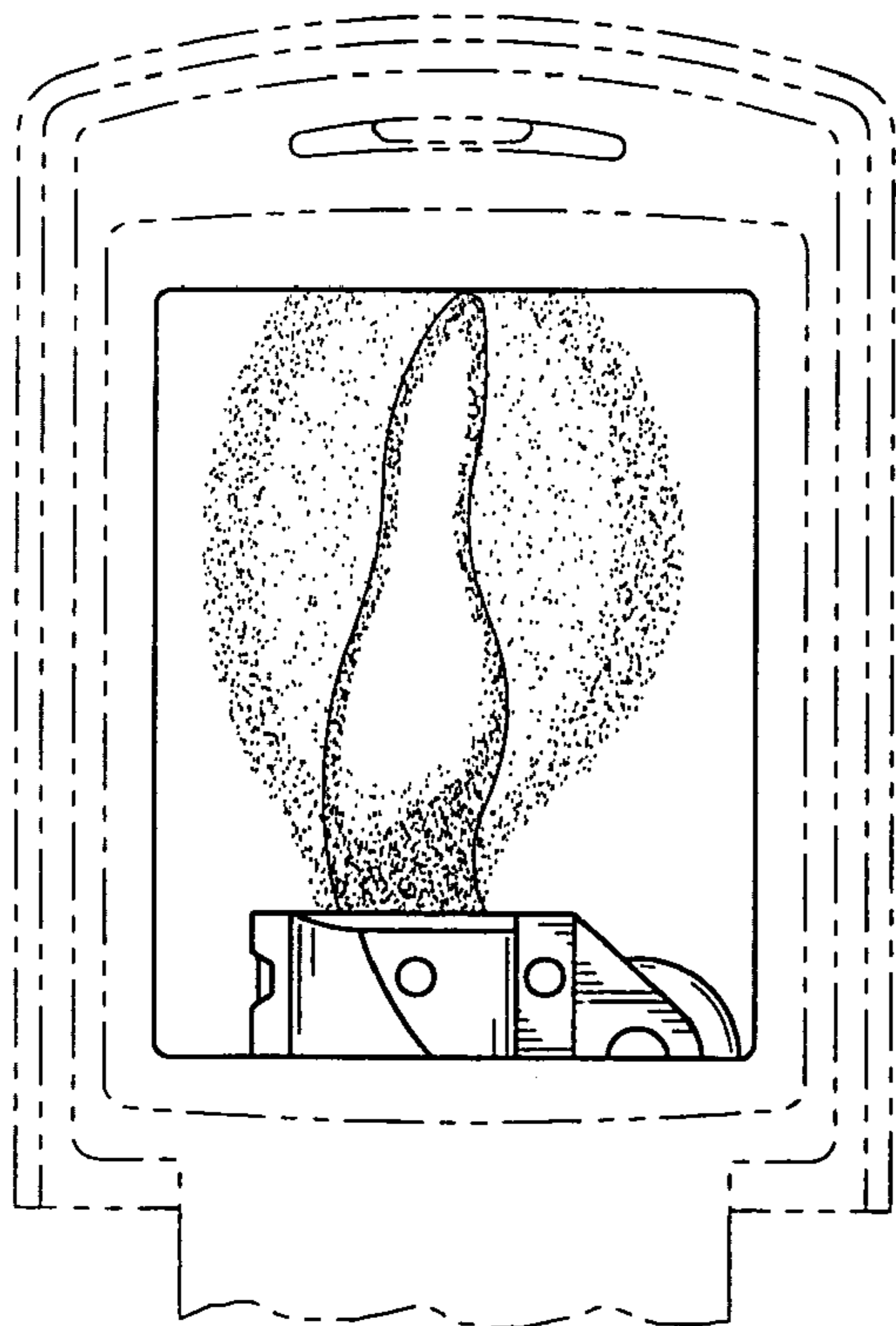


FIG. 3

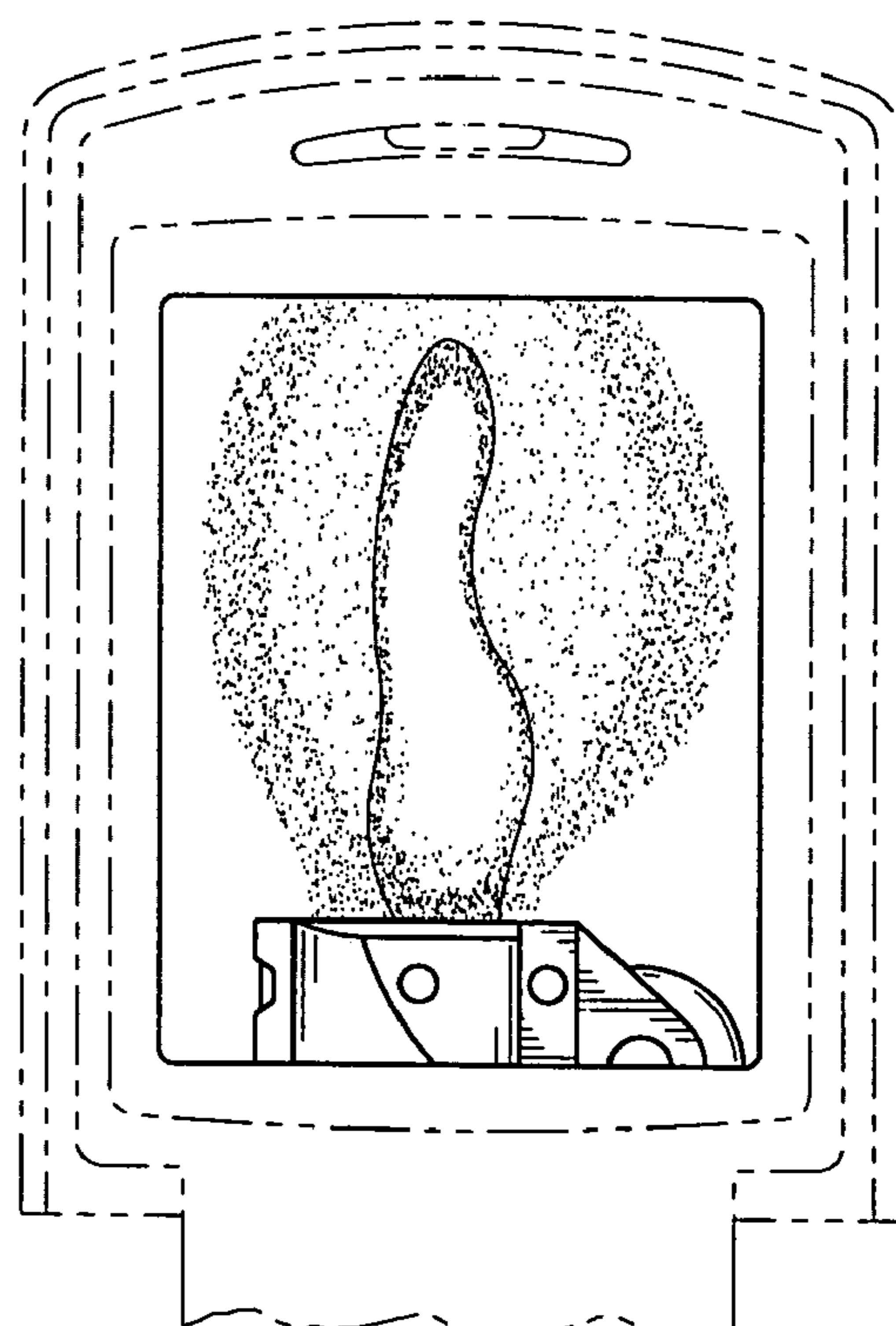


FIG. 4