



US00D549696S

(12) **United States Design Patent** (10) **Patent No.:** **US D549,696 S**
Oshima et al. (45) **Date of Patent:** **** Aug. 28, 2007**

(54) **PLANAR ANTENNA ELEMENT FOR VEHICLE WINDOWPANE**
(75) Inventors: **Hideaki Oshima**, Minato-ku (JP); **Satoru Komatsu**, Minato-ku (JP); **Hiroshi Kuribayashi**, Minato-ku (JP); **Tomoyuki Fukumaru**, Minato-ku (JP)
(73) Assignees: **Nippon Sheet Glass Company, Limited**, Tokyo (JP); **Honda Motor Company, Limited**, Tokyo (JP)

(**) Term: **14 Years**

(21) Appl. No.: **29/209,348**

(22) Filed: **Jul. 15, 2004**

(51) **LOC (8) Cl.** **14-03**

(52) **U.S. Cl.** **D14/230**

(58) **Field of Classification Search** D14/138, D14/230-238, 299, 358; D12/42, 43; 343/700 R-705, 343/871-908, 795, 840, 711-713, 819, 846, 343/767, 748, 700 MS, 741, 866; 455/90.2, 455/90.3, 91, 128, 269, 344, 347, 562.1
See application file for complete search history.

(56) **References Cited**

U.S. PATENT DOCUMENTS

7,019,699 B2 * 3/2006 Komatsu et al. 343/713
7,102,520 B2 * 9/2006 Liu et al. 340/572.1
2004/0135731 A1 * 7/2004 Komatsu et al. 343/713
2004/0155825 A1 * 8/2004 Komatsu et al. 343/713

2005/0134460 A1 * 6/2005 Usami 340/572.7
2005/0200531 A1 * 9/2005 Huang et al. 343/700 MS
2006/0044197 A1 * 3/2006 Ikeda et al. 343/713
2006/0055602 A1 * 3/2006 Huber et al. 343/700 MS

* cited by examiner

Primary Examiner—Louis S. Zarfaz

Assistant Examiner—John Windmuller

(74) *Attorney, Agent, or Firm*—Oliff & Berridge, PLC

(57) **CLAIM**

The ornamental design for a planar antenna element for vehicle windowpane, as shown and described.

DESCRIPTION

FIG. 1 is a front elevational view of a planar antenna element for vehicle windowpane showing our new design;

FIG. 2 is a rear elevational view thereof;

FIG. 3 is a right side elevational view thereof;

FIG. 4 is a left side elevational view thereof;

FIG. 5 is a top plan view thereof;

FIG. 6 is a bottom plan view thereof;

FIG. 7 is an enlarged front elevational view thereof; and,

FIG. 8 is a cross sectional view thereof taken along line 8—8 in FIG. 7.

The broken line showing of a vehicle windowpane is included for the purpose of illustrating environment and forms no part of the claimed design.

1 Claim, 4 Drawing Sheets




FIG. 1

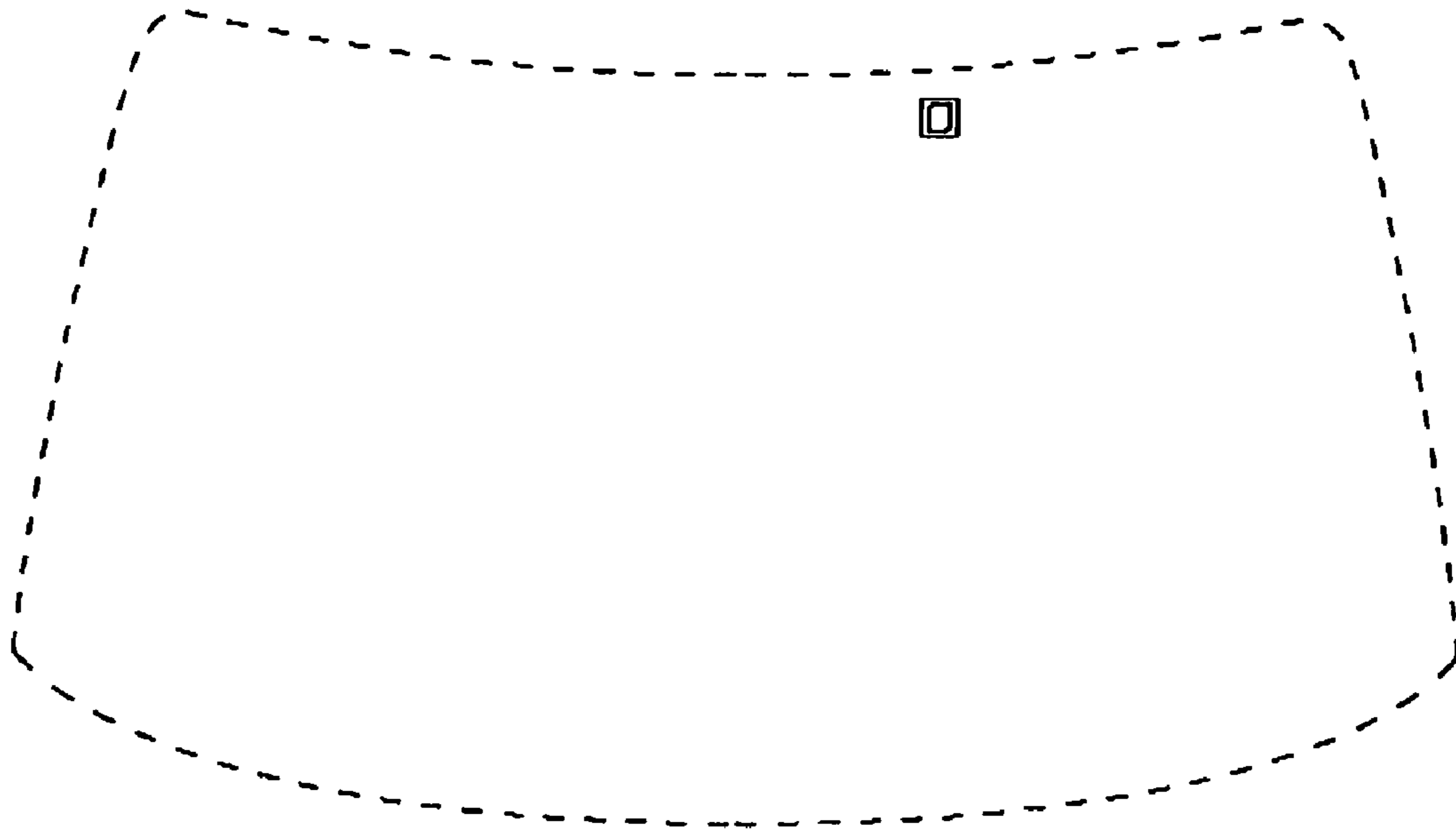


FIG. 2

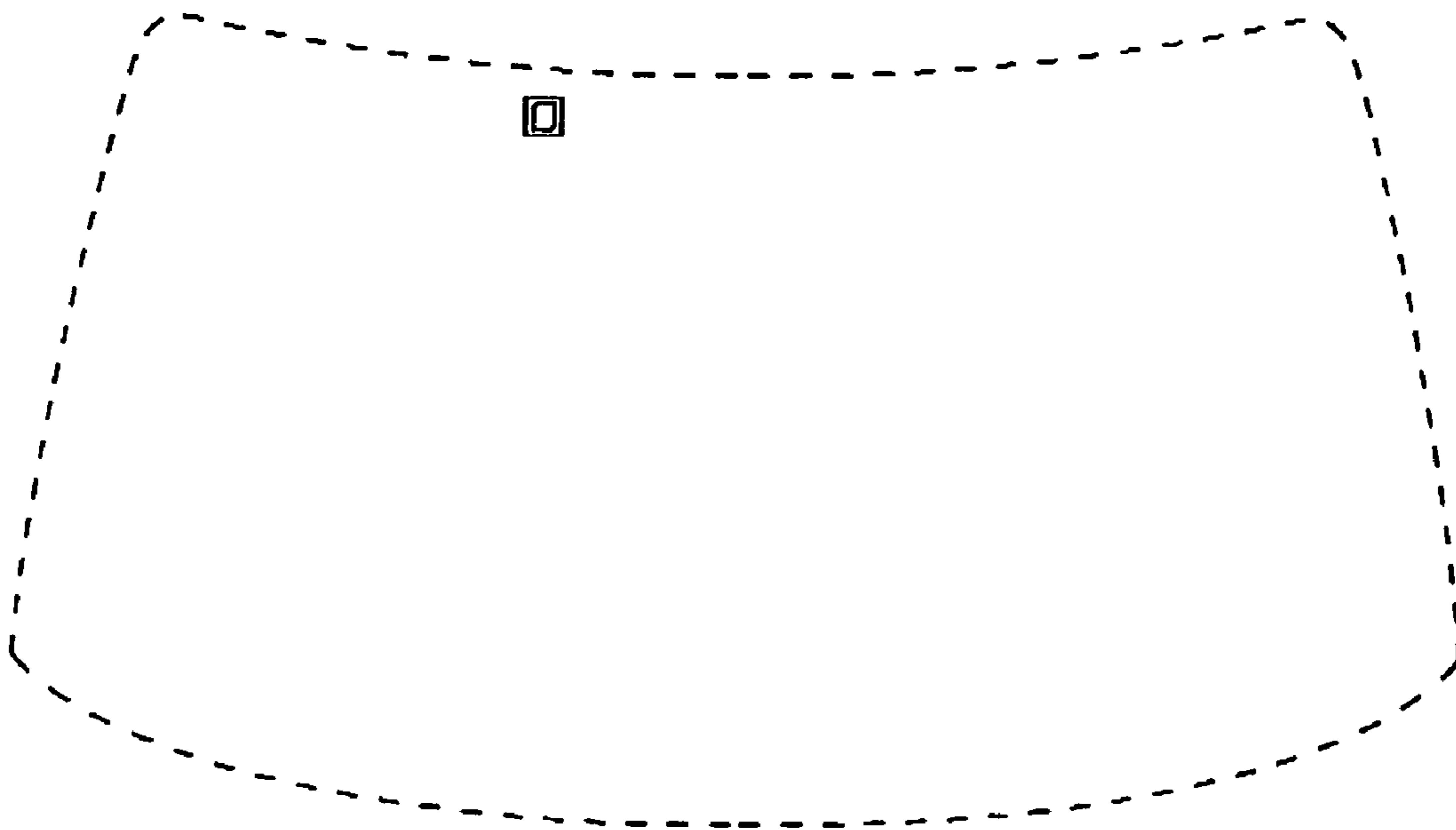


FIG. 3



FIG. 4

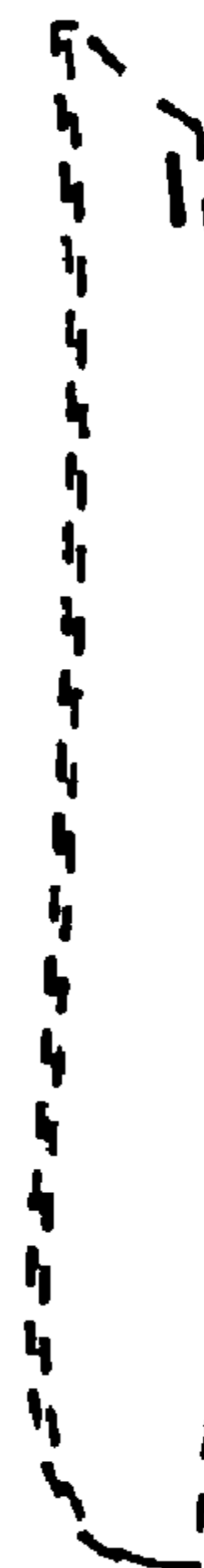


FIG. 5

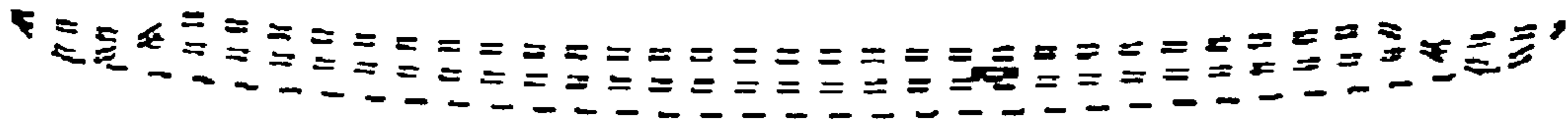


FIG. 6

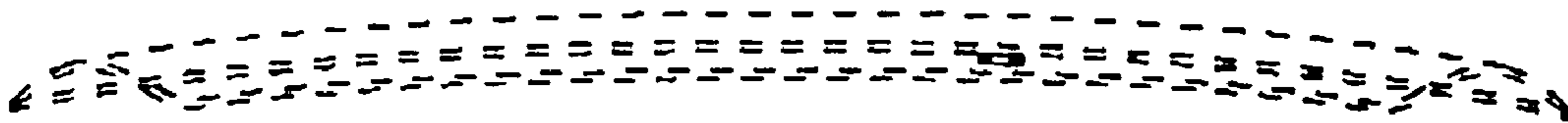


FIG. 7




FIG. 8

