

US00D549693S

(12) **United States Design Patent**
Mizokawa

(10) **Patent No.:** **US D549,693 S**

(45) **Date of Patent:** **** Aug. 28, 2007**

(54) **SPEAKER FOR AN AUTOMOBILE**

(75) Inventor: **Hiroyuki Mizokawa**, Osaka (JP)

(73) Assignee: **Matsushita Electric Industrial Co., Ltd.**, Osaka (JP)

(**) Term: **14 Years**

(21) Appl. No.: **29/260,744**

(22) Filed: **May 31, 2006**

(30) **Foreign Application Priority Data**

Dec. 2, 2005 (JP) 2005-035666

(51) **LOC (8) Cl.** **14-01**

(52) **U.S. Cl.** **D14/216**

(58) **Field of Classification Search** D14/204,
D14/209-216, 221-222; 181/143-144, 147-148,
181/150, 157, 198-199, 151, 153; 381/300-302,
381/306, 333, 345, 361-364, 386-388, 332,
381/336

See application file for complete search history.

(56) **References Cited**

U.S. PATENT DOCUMENTS

- D87,689 S 8/1932 Sinel
- D186,670 S 11/1959 Durbin
- D188,542 S 8/1960 Levy et al.
- D197,716 S 3/1964 Boldt et al.
- D253,108 S 10/1979 Schroeder
- D254,252 S 2/1980 Matsubara
- D265,086 S 6/1982 Kawachi
- D270,909 S 10/1983 Iijima
- D273,008 S 3/1984 Ishizaki
- D281,065 S 10/1985 Katsuno
- D302,695 S 8/1989 Weissberg et al.
- 4,965,837 A 10/1990 Murayama et al.
- D317,160 S 5/1991 Kurata et al.
- D320,020 S 9/1991 Iwano
- D336,475 S 6/1993 Christie
- 6,095,278 A * 8/2000 Lin 181/148

- D451,908 S 12/2001 Mackie et al.
- D465,780 S 11/2002 Shindo
- D472,545 S 4/2003 Iijima et al.
- D480,070 S 9/2003 Hakoda
- D480,710 S 10/2003 Rivera
- D488,802 S * 4/2004 Uehara et al. D14/216
- D493,445 S * 7/2004 Iijima et al. D14/216
- D497,902 S * 11/2004 Farinelli et al. D14/216
- D506,748 S 6/2005 Garretson et al.
- D506,992 S 7/2005 Suzuki
- D506,993 S 7/2005 Suzuki
- D507,560 S 7/2005 Sugiyama
- D509,213 S 9/2005 Hasbrook
- D510,084 S 9/2005 Hasbrook
- D523,422 S * 6/2006 Ishikawa et al. D14/221

FOREIGN PATENT DOCUMENTS

JP D1157504 11/2002

(Continued)

Primary Examiner—Nanda Bondade

(74) *Attorney, Agent, or Firm*—Brinks Hofer Gilson & Lione

(57) **CLAIM**

I claim the ornamental design for a speaker for an automobile, as shown and described.

DESCRIPTION

FIG. 1 is a top perspective view of a speaker for an automobile of the present invention;

FIG. 2 is a front view thereof;

FIG. 3 is a top view thereof;

FIG. 4 is a first side view thereof;

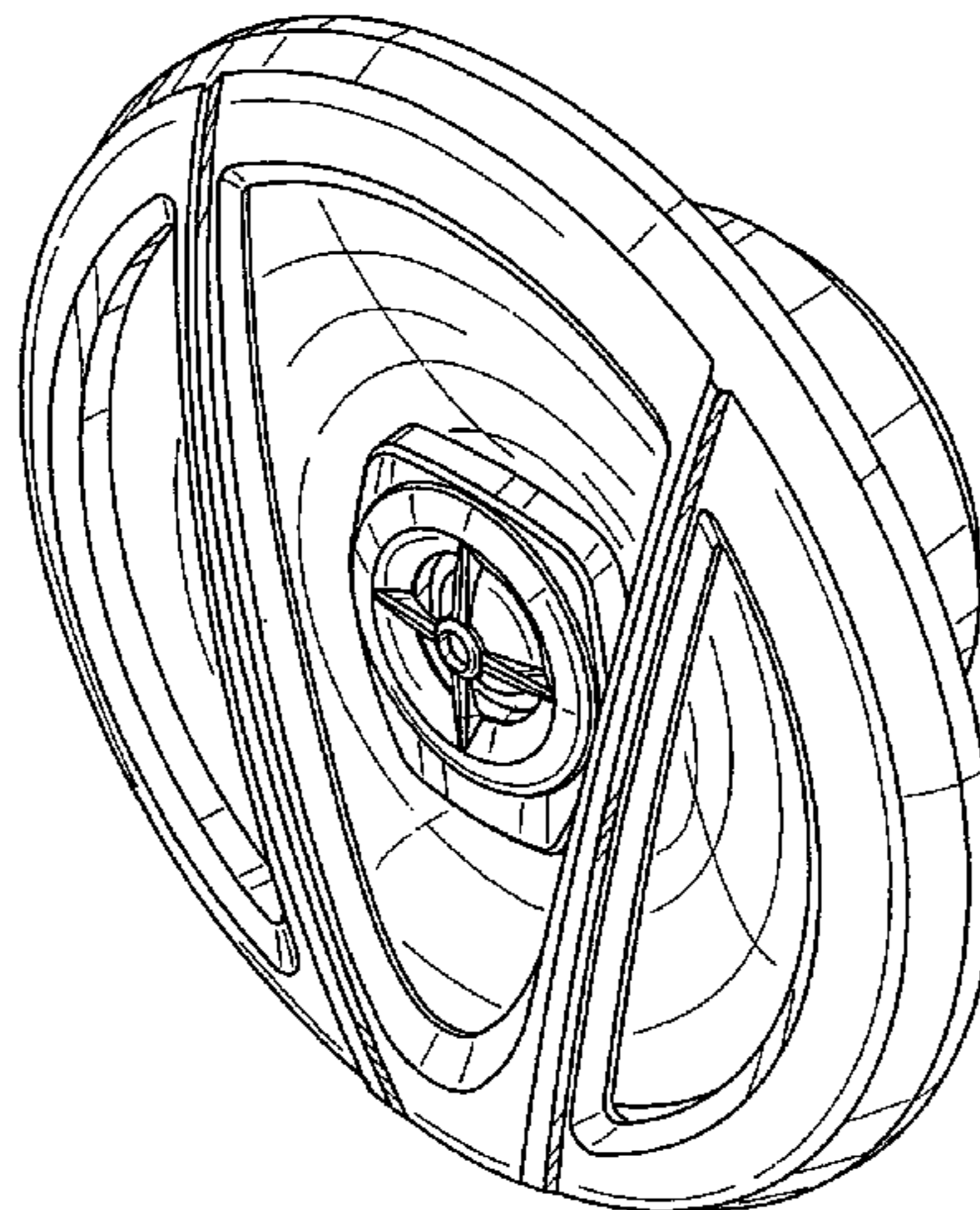
FIG. 5 is a second side view thereof;

FIG. 6 is a bottom view thereof;

FIG. 7 is a rear view thereof; and,

FIG. 8 is a rear perspective view thereof.

1 Claim, 4 Drawing Sheets



US D549,693 S

Page 2

FOREIGN PATENT DOCUMENTS					
			JP	D1241403	6/2005
			JP	D1241405	6/2005
JP	D1157505	11/2002	JP	D1244078	6/2005
JP	D1159674	12/2002	JP	D1244110	6/2005
JP	D1191947	12/2003	JP	D1245202	7/2005
JP	D1191948	12/2003	JP	D1247477	8/2005
JP	D1192160	12/2003	JP	D1247478	8/2005
JP	D1192162	12/2003	JP	D1247584	8/2005
JP	D1193799	1/2004	JP	D1247585	8/2005
JP	D1201052	4/2004	JP	D1256577	11/2005
JP	D1201607	4/2004	JP	D1256578	11/2005
JP	D1223330	11/2004			
JP	D1223331	11/2004			

* cited by examiner

FIG.1

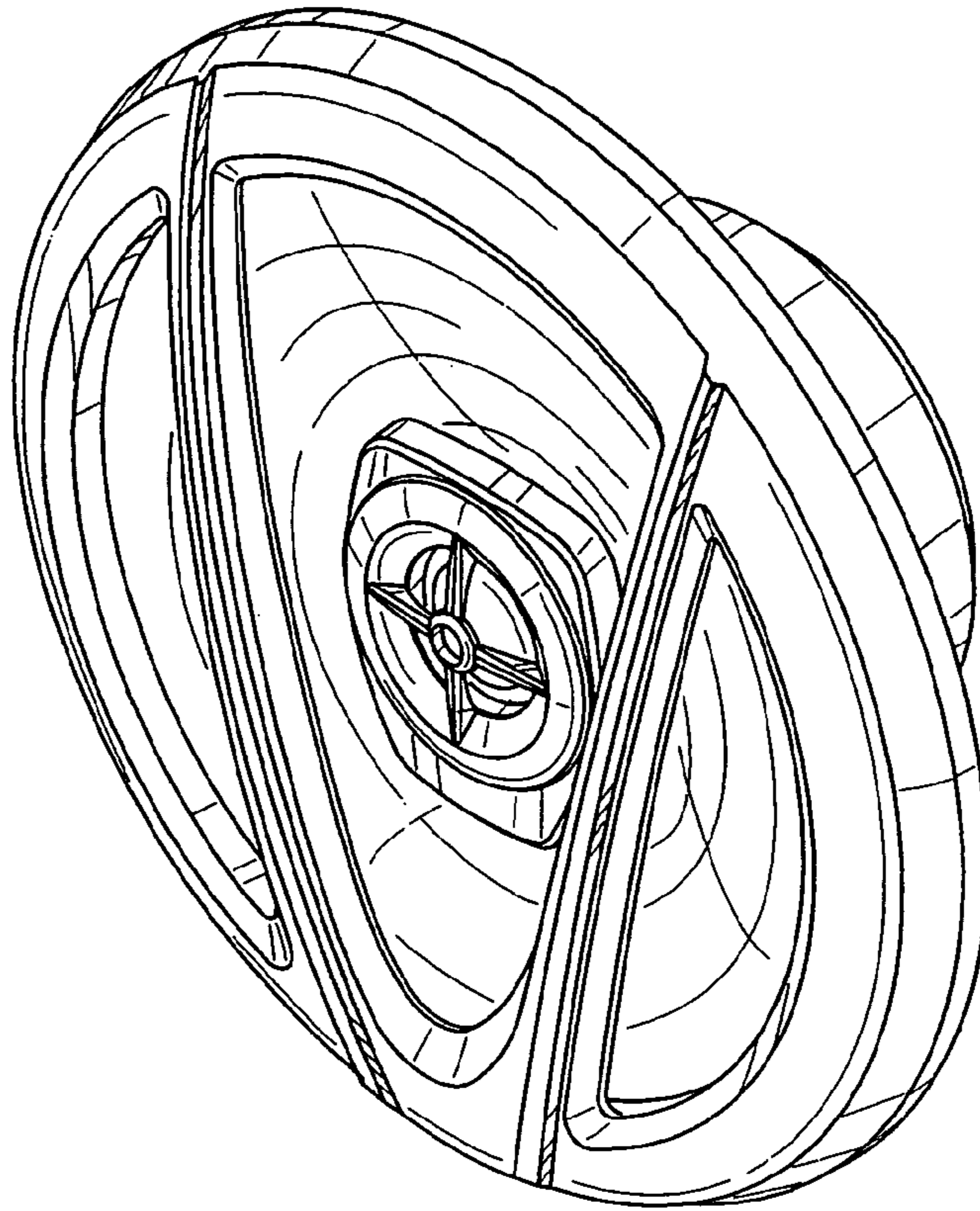


FIG.2

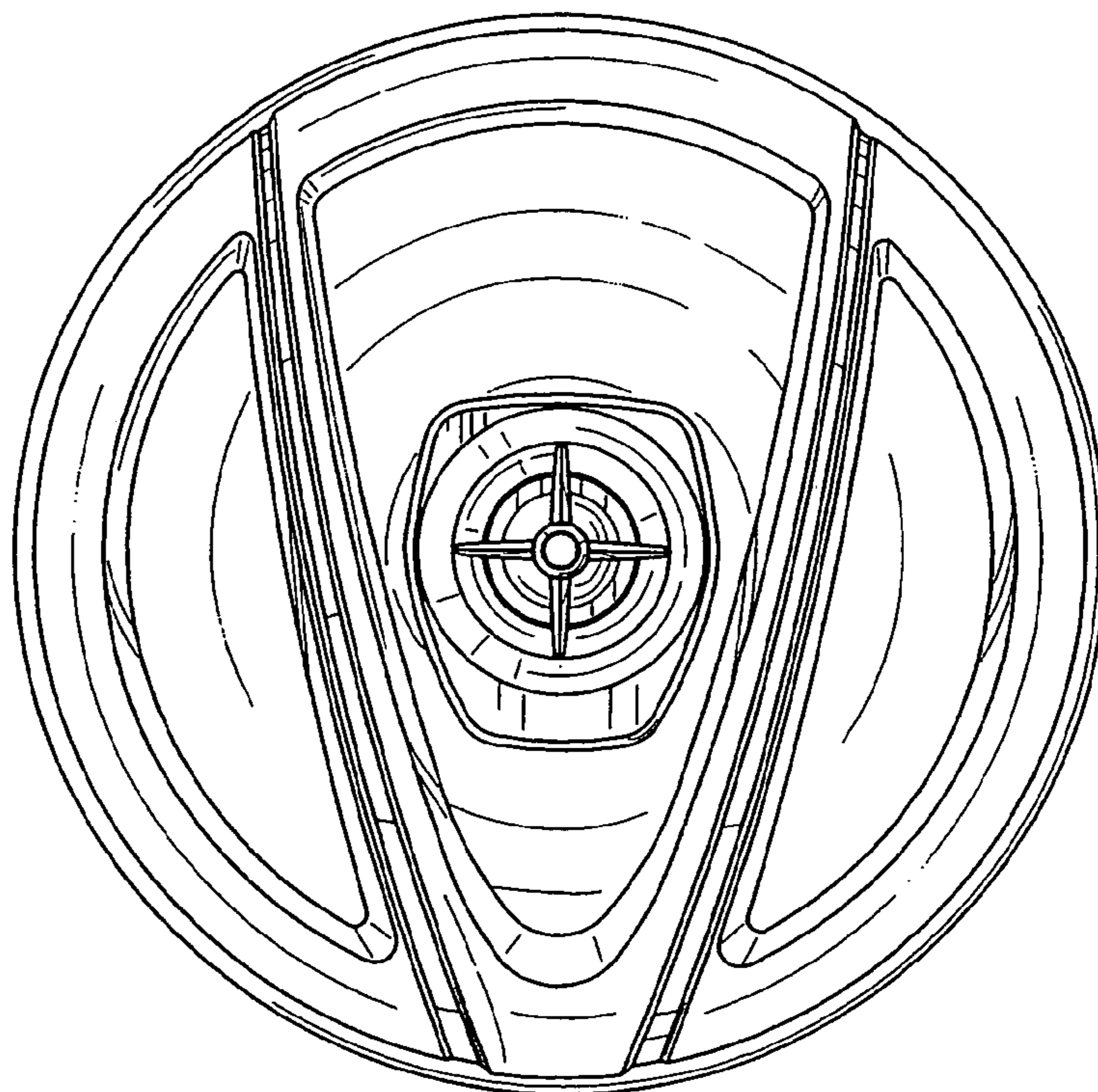


FIG.3




FIG.4

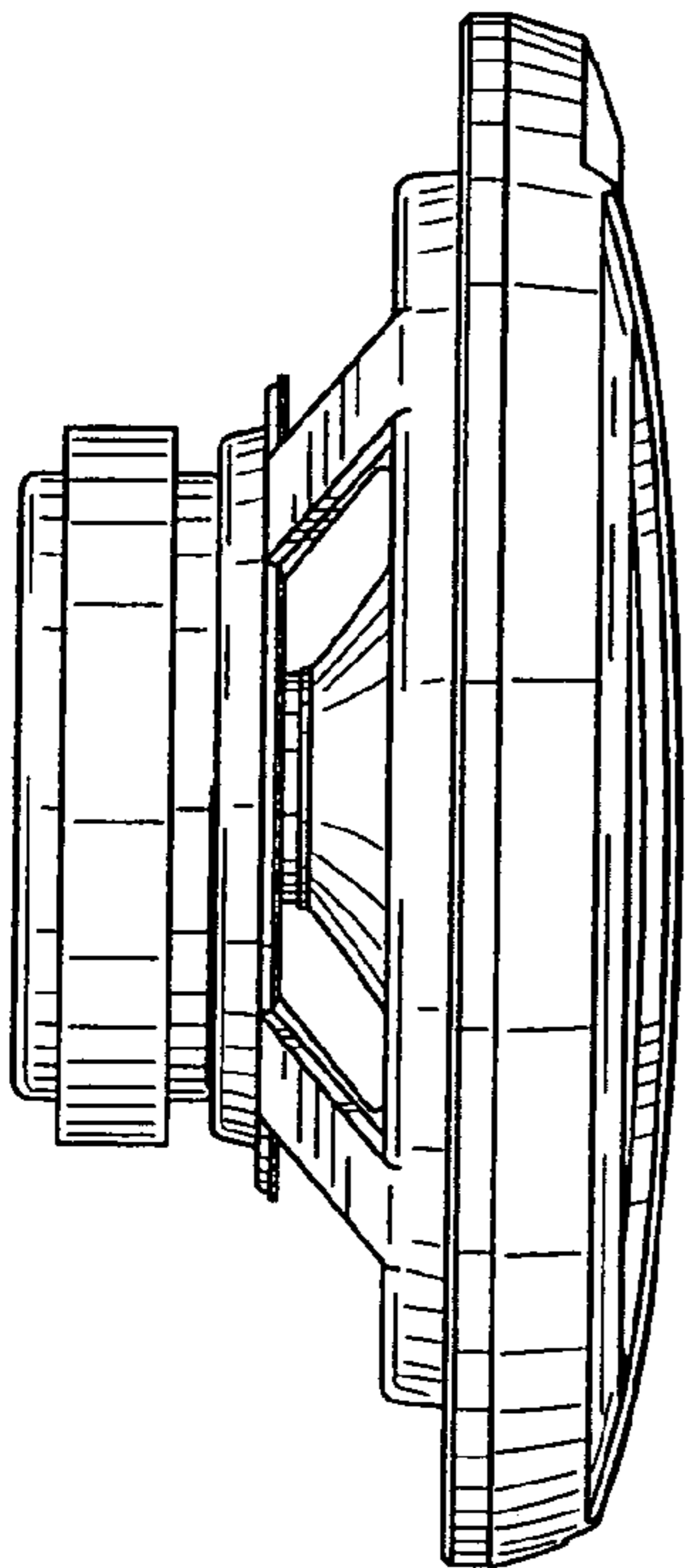


FIG.5

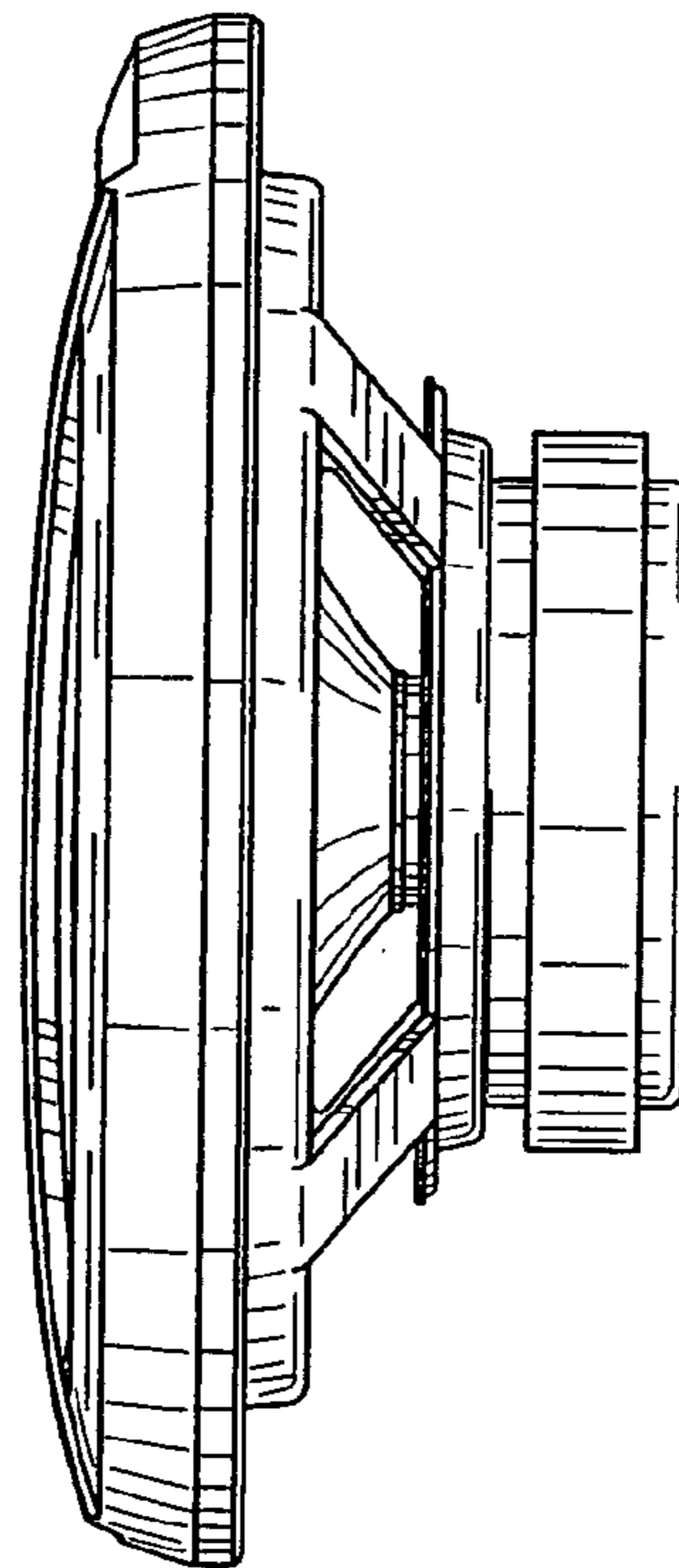


FIG.6

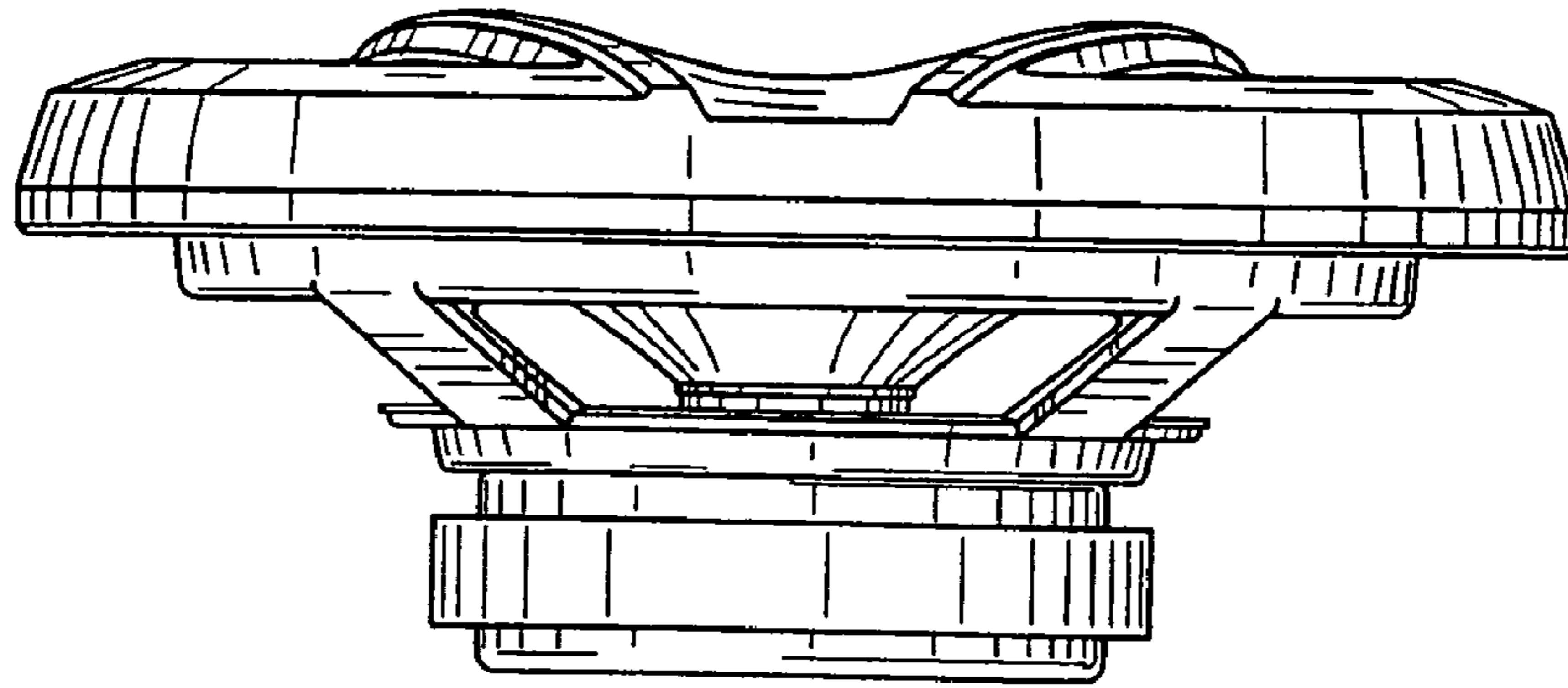


FIG.7

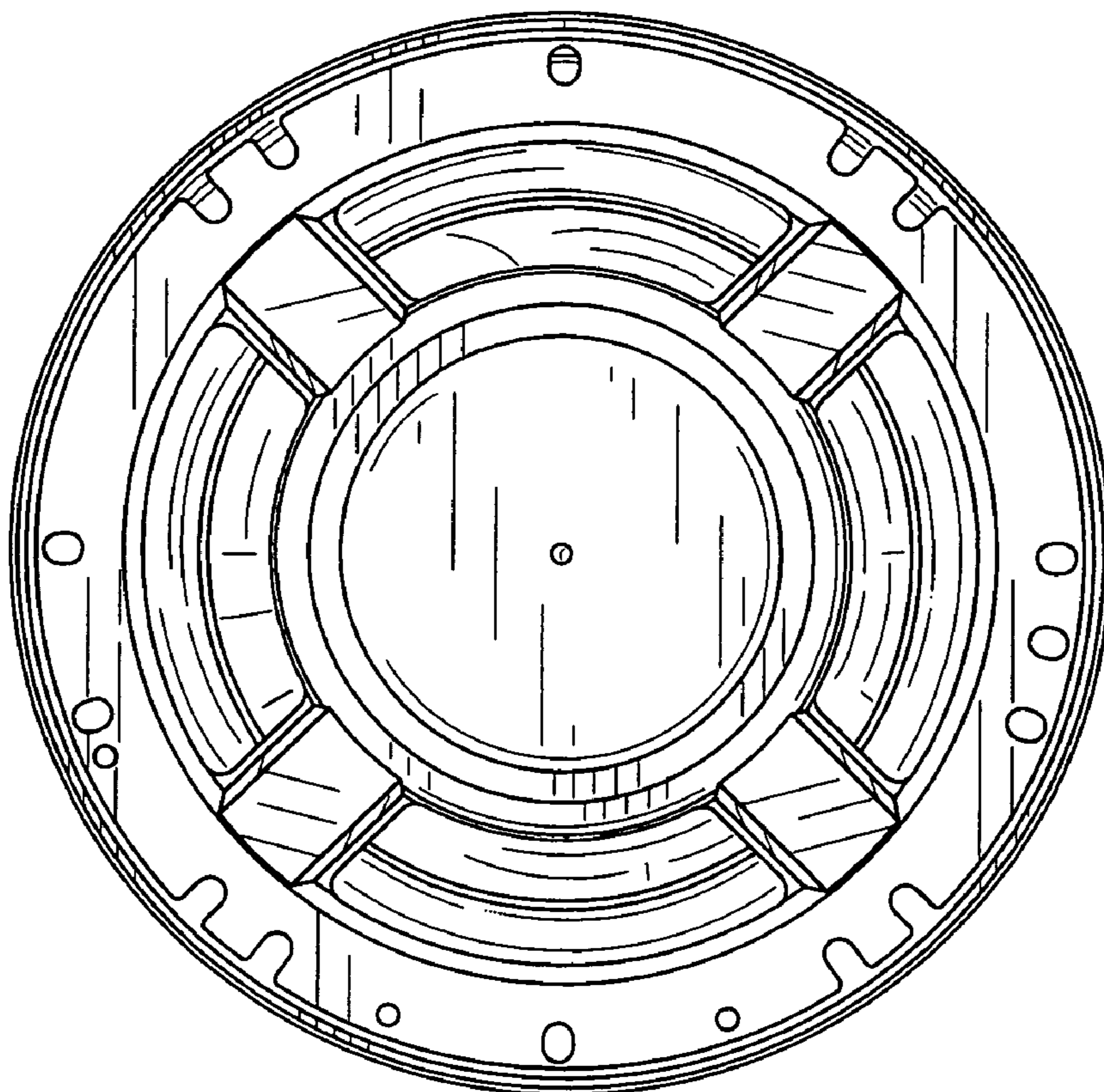


FIG.8

