

US00D549687S

(12) **United States Design Patent**
Ichikawa

(10) **Patent No.:** **US D549,687 S**

(45) **Date of Patent:** **** Aug. 28, 2007**

(54) **AMPLIFIER**

(75) Inventor: **Takashi Ichikawa**, Tokyo (JP)

(73) Assignee: **Alpine Electronics, Inc.**, Tokyo (JP)

(**) Term: **14 Years**

(21) Appl. No.: **29/261,435**

(22) Filed: **Jun. 21, 2006**

(30) **Foreign Application Priority Data**

Dec. 21, 2005 (JP) 2005-037622

(51) **LOC (8) Cl.** **14-03**

(52) **U.S. Cl.** **D14/188**

(58) **Field of Classification Search** D14/168,
D14/169, 179, 188, 192-198, 217, 265, 299;
330/1 R, 3, 4, 250; 381/86, 120; 455/344-351
See application file for complete search history.

(56) **References Cited**

U.S. PATENT DOCUMENTS

D337,114 S	*	7/1993	Mantz	D14/188
D343,838 S	*	2/1994	Frank et al.	D14/198
D386,761 S	*	11/1997	Pleitz	D14/188
D415,157 S	*	10/1999	Rabbani	D14/188
D427,146 S	*	6/2000	Wei	D13/110
D449,288 S	*	10/2001	Sogabe	D14/188

OTHER PUBLICATIONS

Crutchfield New Media, LLC, <http://www.crutchfield.com/S-MHA9CC2EGdQ/cgi-bin/ProdView.asp?g=120&I-500MRPF550>, Mar. 14, 2007, 2 pgs.*

* cited by examiner

Primary Examiner—Stella Reid

Assistant Examiner—Keli' L. Acker

(74) *Attorney, Agent, or Firm*—Brinks Hofer Gilson & Lione

(57) **CLAIM**

I claim the ornamental design for an amplifier, as shown and described.

DESCRIPTION

FIG. 1 is a perspective view of an amplifier, showing my new, original and ornamental design;

FIG. 2 is a front elevational view thereof;

FIG. 3 is a rear elevational view thereof;


FIG. 4 is a top plan view thereof;

FIG. 5 is a bottom plan view thereof;

FIG. 6 is a right side elevational view thereof; and,

FIG. 7 is a left side elevational view thereof.

1 Claim, 4 Drawing Sheets






Fig. 1




Fig. 2




Fig. 3




Fig. 4




Fig. 5




Fig. 6




Fig. 7