



US00D549676S

(12) **United States Design Patent** (10) **Patent No.:** **US D549,676 S**
Pelletier (45) **Date of Patent:** **** Aug. 28, 2007**

(54) **TELEPHONE SET**

(75) Inventor: **Dale T. Pelletier**, Colorado Springs, CO (US)

(73) Assignee: **TeleMatrix, Inc.**, Colorado Springs, CO (US)

(**) Term: **14 Years**

(21) Appl. No.: **29/201,289**

(22) Filed: **Mar. 12, 2004**

(51) **LOC (8) Cl.** **14-03**

(52) **U.S. Cl.** **D14/130**

(58) **Field of Classification Search** D14/130, D14/144, 137-138, 140, 142, 147-151, 240, D14/125-131, 371-376, 239, 496, 314, 329; 379/419, 440, 434-436, 454-455; 348/14.01-14.04, 348/14.08, 14.1, 14.12-14.15; 370/483; 434/118; 455/550.1

See application file for complete search history.

(56) **References Cited**

U.S. PATENT DOCUMENTS

D350,129 S	8/1994	Hino et al.	
5,412,417 A *	5/1995	Tozuka	348/14.01
5,587,735 A *	12/1996	Ishida et al.	348/14.04
D395,046 S	6/1998	Liu	
D396,451 S *	7/1998	Wicks	D14/329
D412,892 S *	8/1999	Lee	D14/375
D413,119 S	8/1999	Schnell, III et al.	
D418,489 S *	1/2000	Renard	D14/329
D423,513 S	4/2000	McKinnon et al.	
D428,868 S	8/2000	Bryant et al.	
D450,311 S *	11/2001	Sawhney et al.	D14/214
D452,222 S *	12/2001	Lee	D14/130
D463,780 S *	10/2002	Hung	D14/130
D476,004 S *	6/2003	Olson et al.	D14/375
D477,583 S	7/2003	Muenschner et al.	
D487,445 S	3/2004	Esslinger et al.	
D499,708 S *	12/2004	Taylor	D14/138
D512,698 S *	12/2005	Augenbraun et al.	D14/130

FOREIGN PATENT DOCUMENTS

WO	DM/047510	*	4/1999
WO	DM/047791	*	5/1999
WO	DM/052738	*	7/2000
WO	DM/056853	*	4/2001

OTHER PUBLICATIONS

“Cisco Unified IP Phone 7985G”, 2 pp including photo, [online], <www.cisco.com/en/US/products/ps6564/index.html>, site visited May 3, 2006.*

“Grandstream GXV-3000”, 1p including photos, [online], <http://voipstore.atacomm.com/Shops/ViewItem.aspx/27934028032-4903180800.htm>, site visited May 5, 2006.*

Brooks, “AT&T Trims Price of its Videophone,” Focus, 1993, p. 10. “The 1960’s Picturephone,” at http://www.govst.edu/users/gaskerau/picphone, printed from the internet on May 4, 2004, 3 pages.

* cited by examiner

Primary Examiner—Ian Simmons

Assistant Examiner—Carla Jobe Wright

(74) *Attorney, Agent, or Firm*—Fish & Richardson P.C.

(57) **CLAIM**

The ornamental design for a telephone set, as shown and described.

DESCRIPTION

FIG. 1 is a front view of a telephone set showing the new design.

FIG. 2 is a top plan view of the telephone set.

FIG. 3 is a right side view of the telephone set shown without the handset.

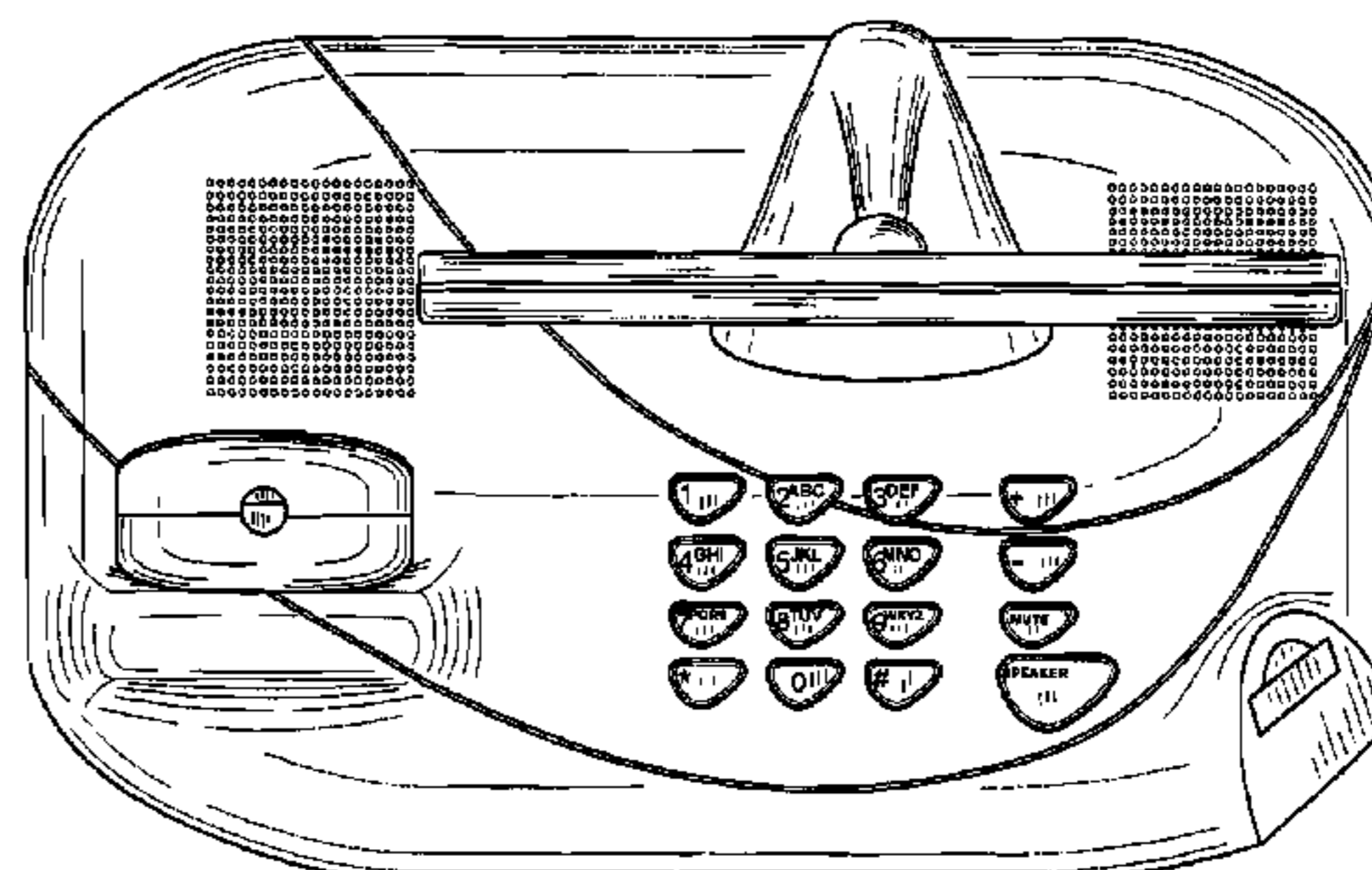
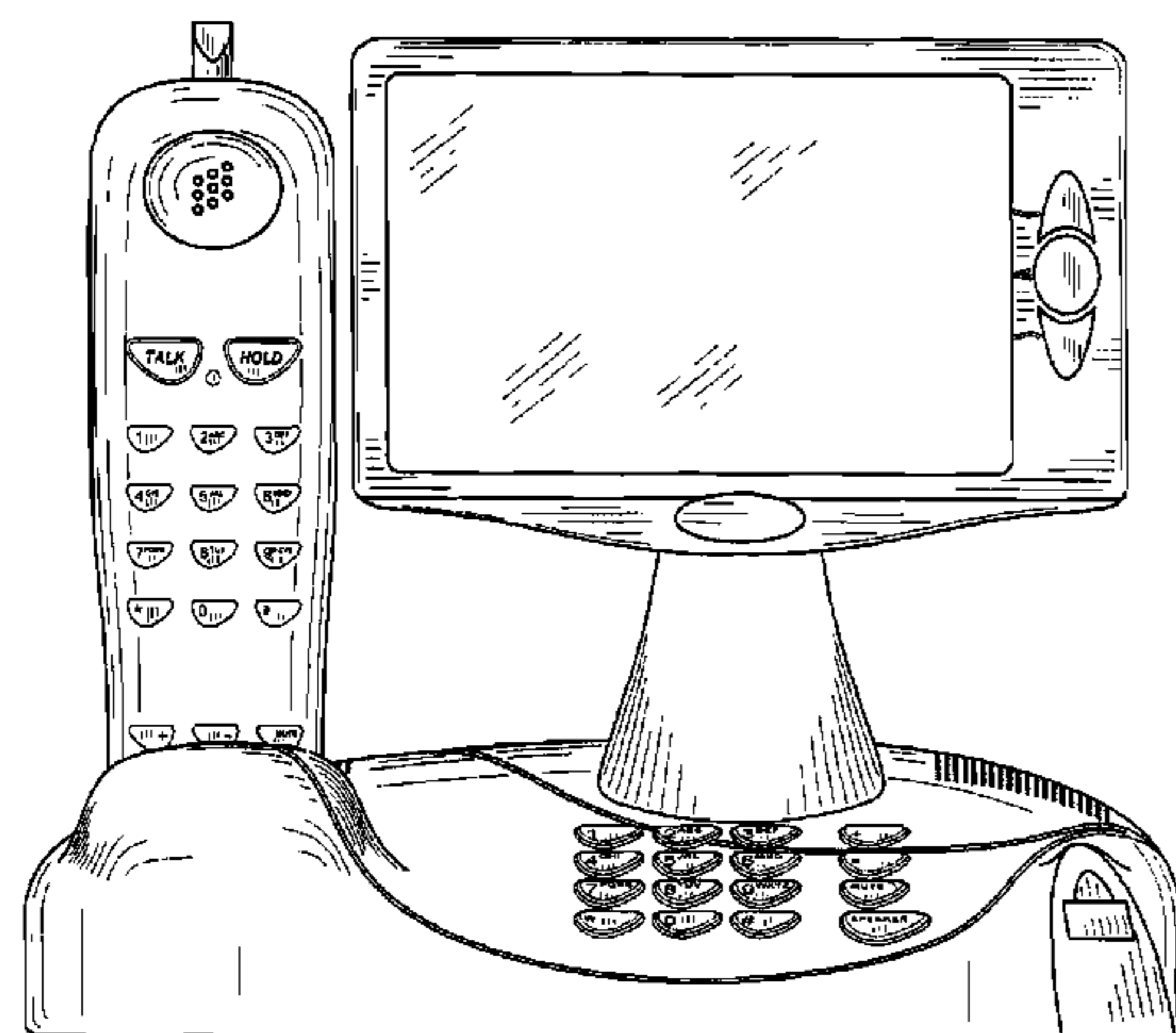
FIG. 4 is a rear view of the telephone set.

FIG. 5 is a front view of the handset portion of the telephone set.

FIG. 6 is a side view of the handset portion of the telephone set; and,

FIG. 7 is a back view of the handset portion of the telephone set.

1 Claim, 4 Drawing Sheets



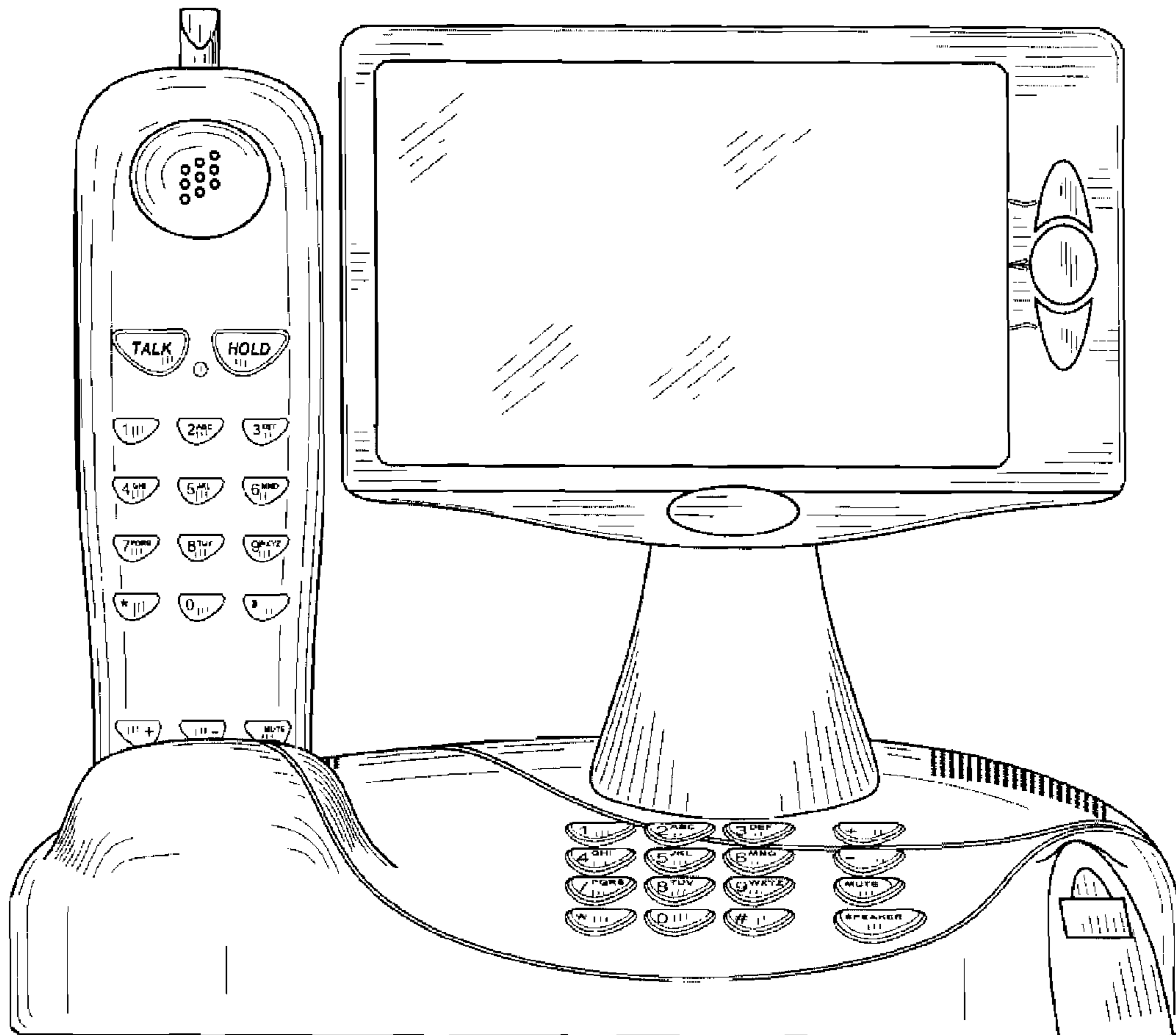


FIG. 1

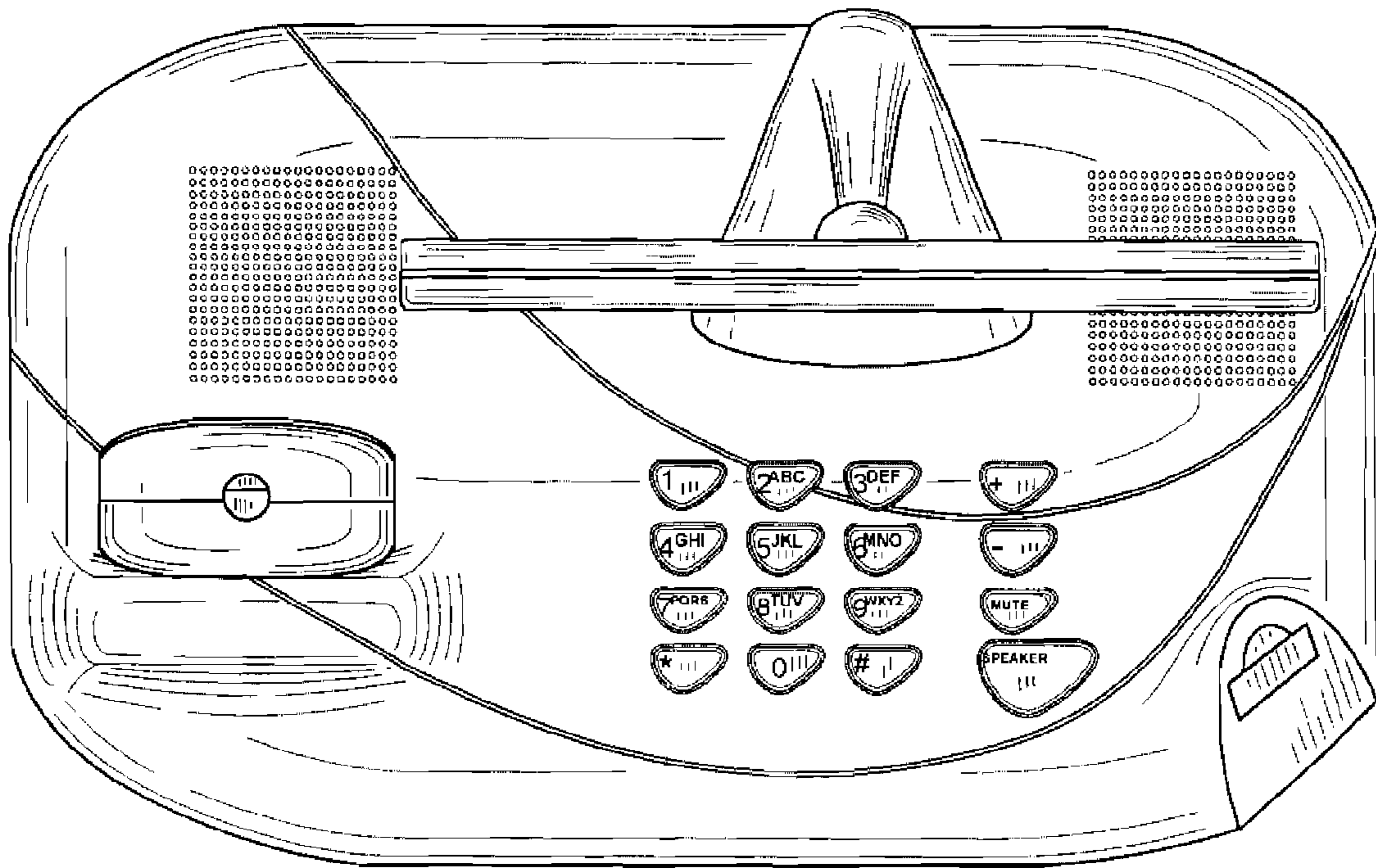


FIG. 2

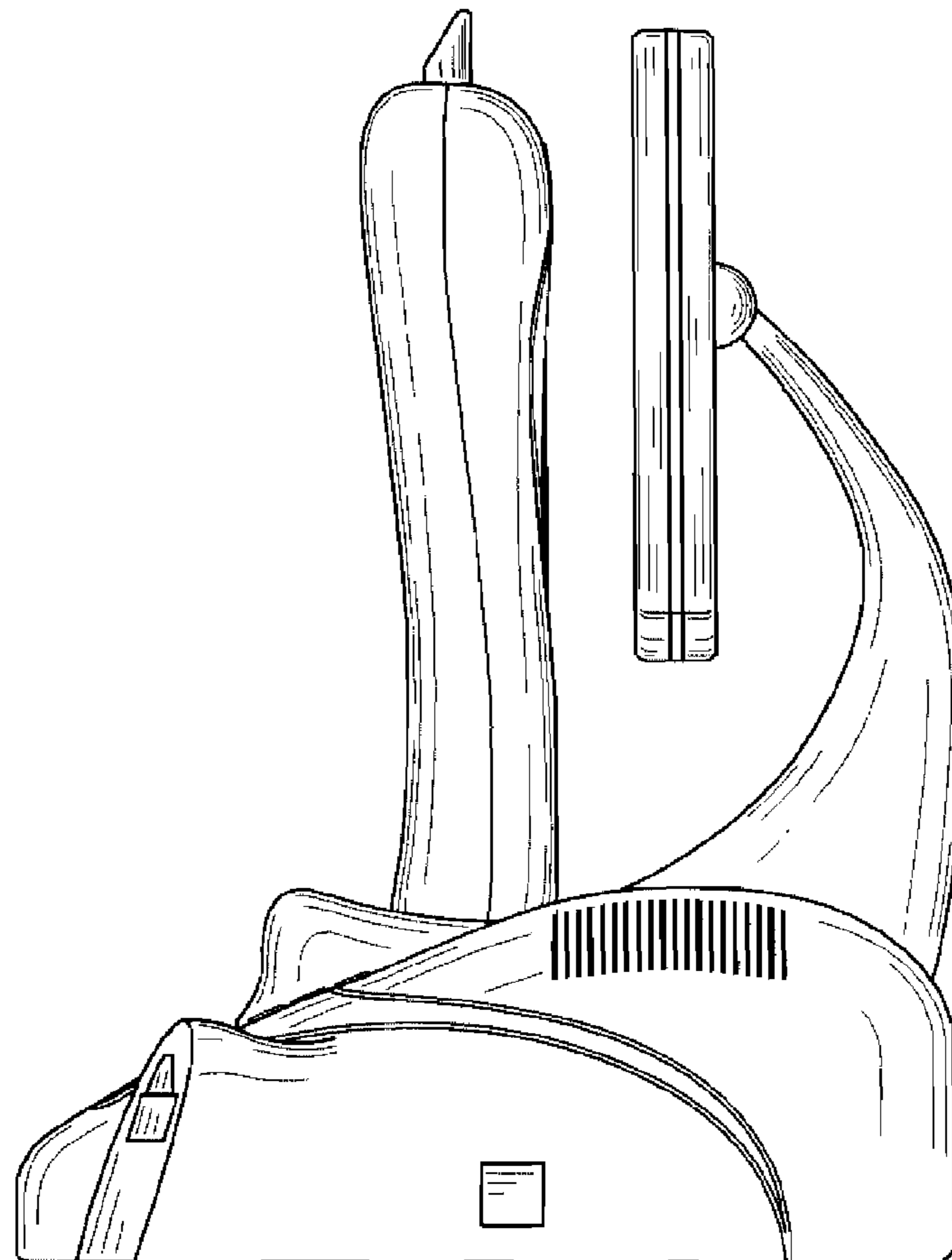


FIG. 3

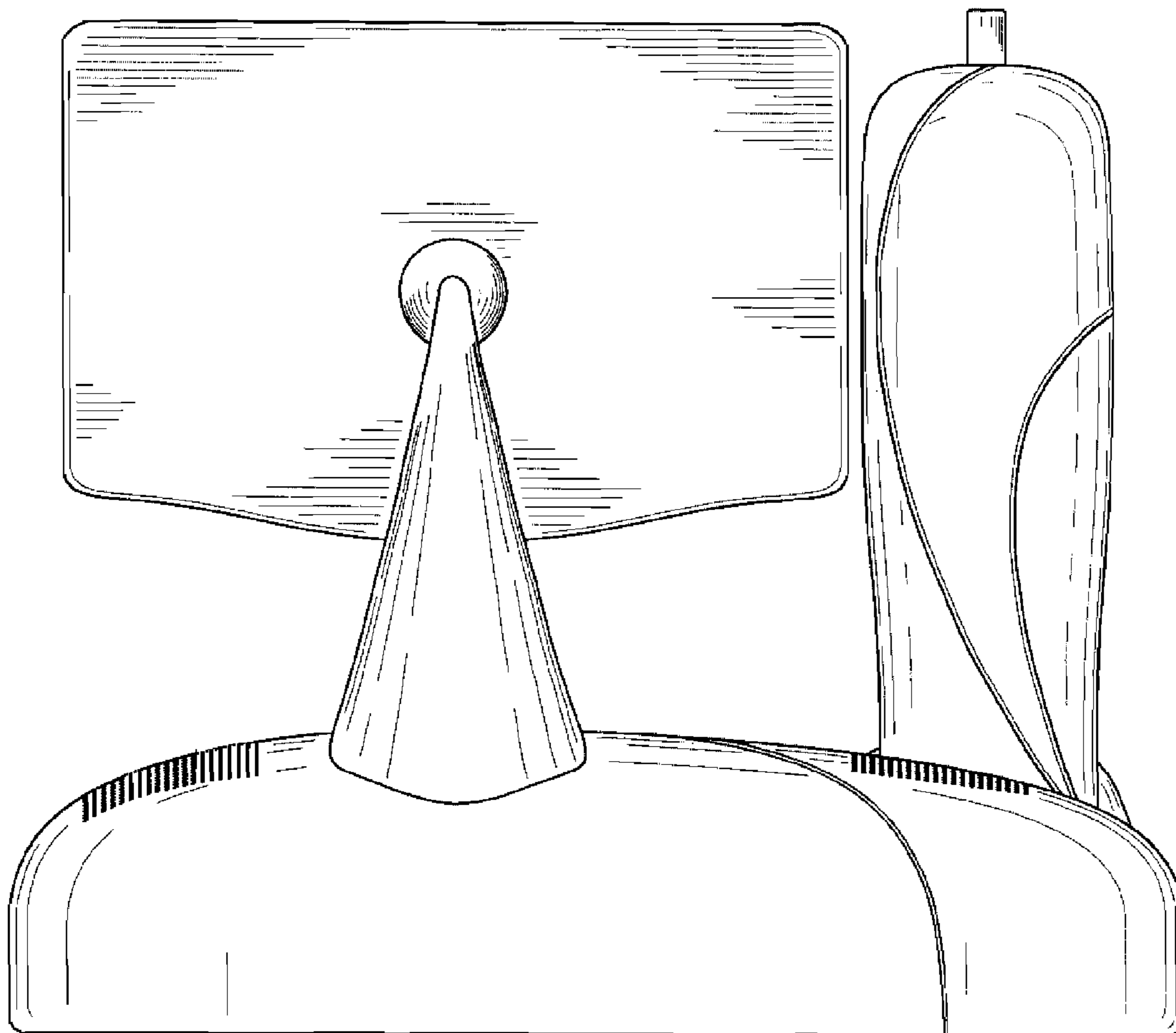


FIG. 4

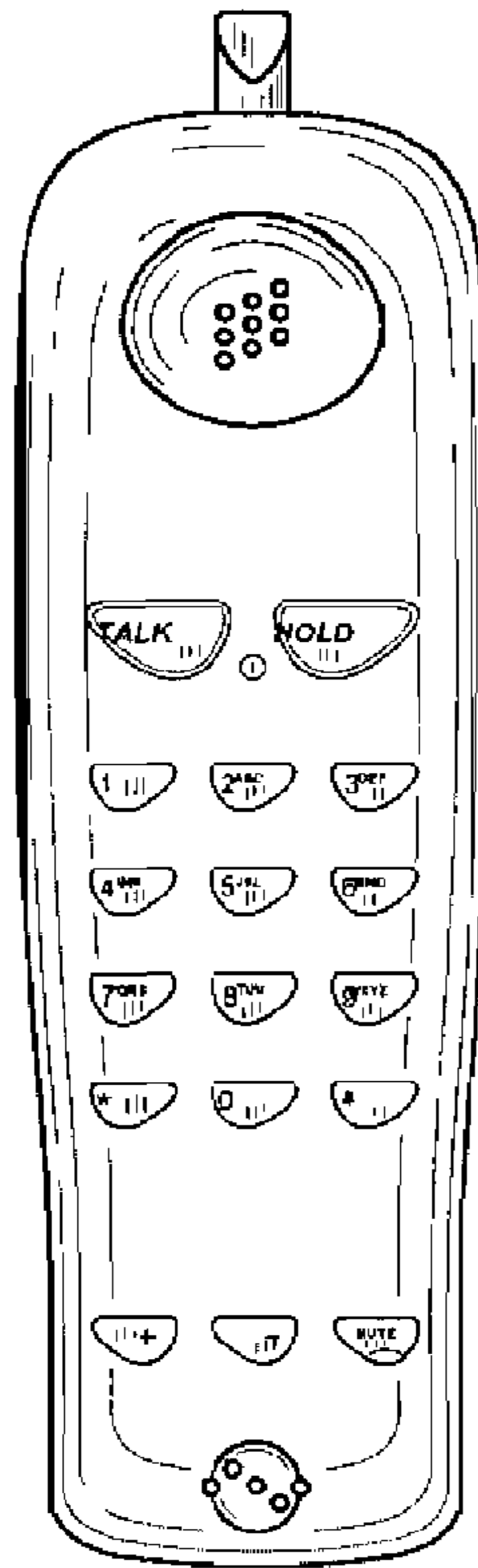


FIG. 5



FIG. 6



FIG. 7