

US00D549671S

(12) **United States Design Patent**  
**Teiber et al.**

(10) **Patent No.:** **US D549,671 S**

(45) **Date of Patent:** **\*\* Aug. 28, 2007**

(54) **PUSH BUTTON**

(75) Inventors: **Todd Teiber**, Plano, TX (US); **Roger Priest**, Aubrey, TX (US); **Walter Brookins**, Dallas, TX (US)

(73) Assignee: **Craftmade International, Inc.**, Coppel, TX (US)

(\*\*) Term: **14 Years**

(21) Appl. No.: **29/271,433**

(22) Filed: **Jan. 18, 2007**

(51) **LOC (8) Cl.** ..... **10-05**

(52) **U.S. Cl.** ..... **D13/174; D8/351; D10/118**

(58) **Field of Classification Search** ..... D10/104-121;  
361/118; 200/310, 314, 329, 341, 510, 520,  
200/534; 340/539.14, 692, 384.1, 393.3,  
340/397.1; D8/305, 343, 350, 302; D25/103,  
D25/147; D9/611; D13/171; 455/41.2  
See application file for complete search history.

(56) **References Cited**

**U.S. PATENT DOCUMENTS**

D106,278 S \* 10/1937 Boynton ..... D8/350  
D150,576 S \* 8/1948 Kalwo ..... D13/171  
D406,110 S \* 2/1999 Ryan ..... D13/171

D410,436 S \* 6/1999 Ryan et al. .... D13/171  
D518,702 S \* 4/2006 Hanna et al. .... D8/305  
7,085,534 B2 \* 8/2006 Bentley ..... 455/41.2  
2005/0057358 A1 \* 3/2005 Chen ..... 340/539.14

\* cited by examiner

*Primary Examiner*—Robert M. Spear

*Assistant Examiner*—George D Kirschbaum

(74) *Attorney, Agent, or Firm*—Munsch, Hardt, Kopf & Harr, P.C.

(57) **CLAIM**

The ornamental design for a push button, as shown and described.

**DESCRIPTION**

FIG. 1 is an enlarged perspective view of the push button showing our new design;

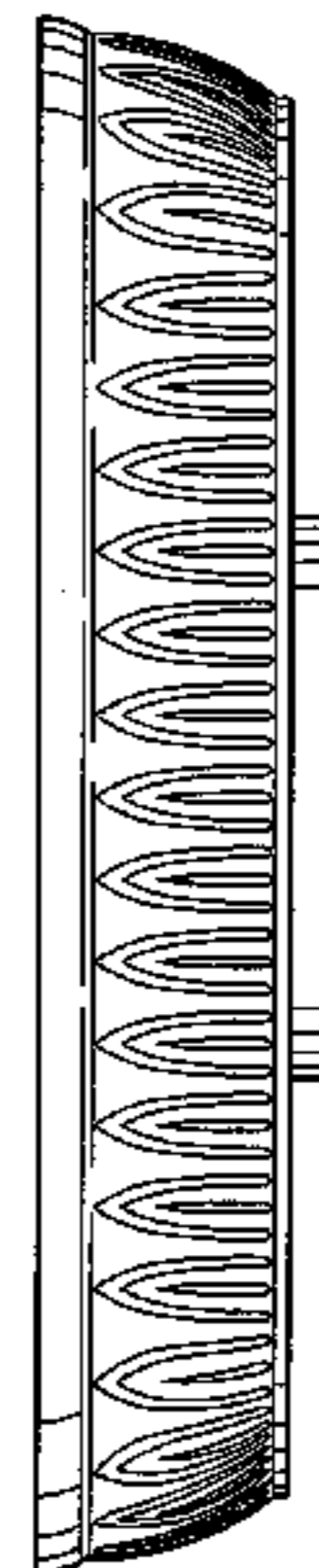
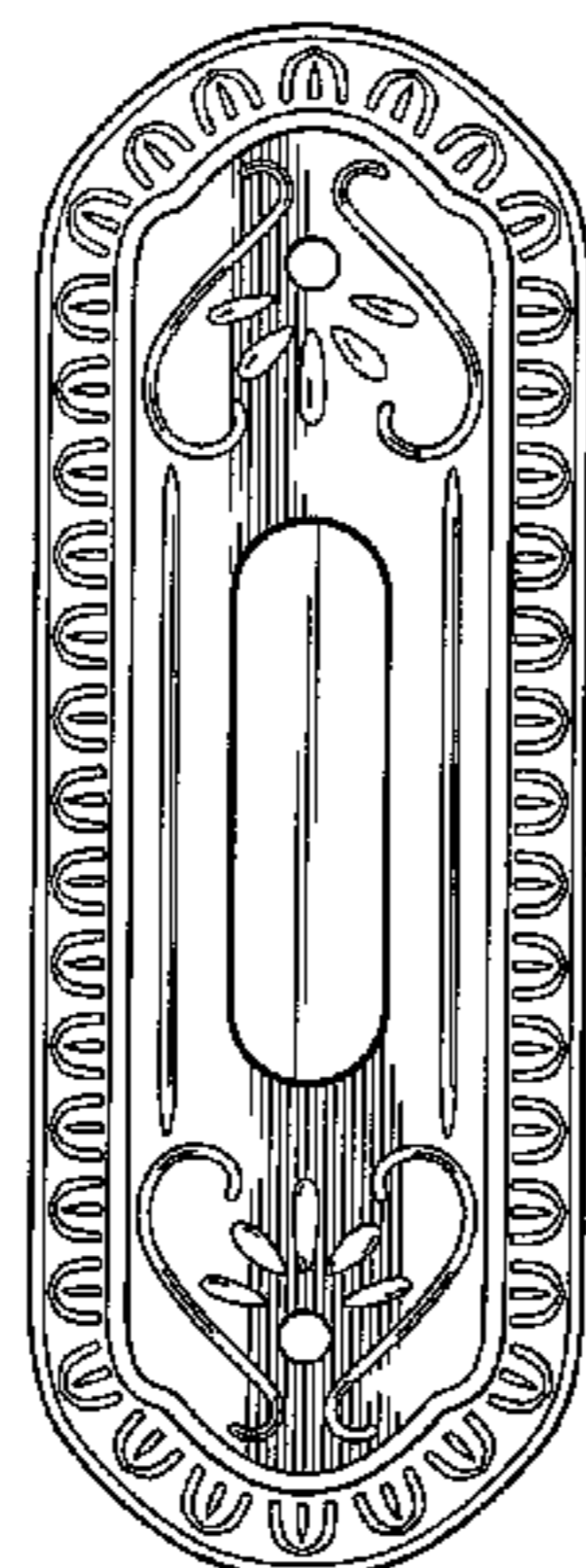
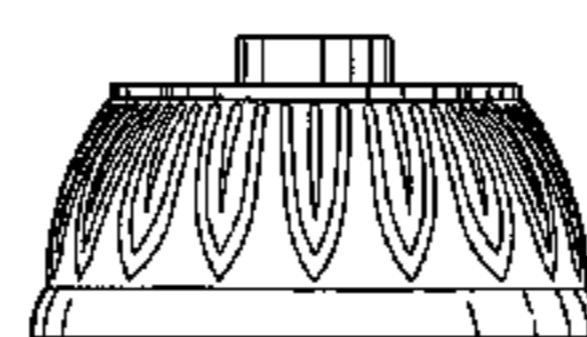
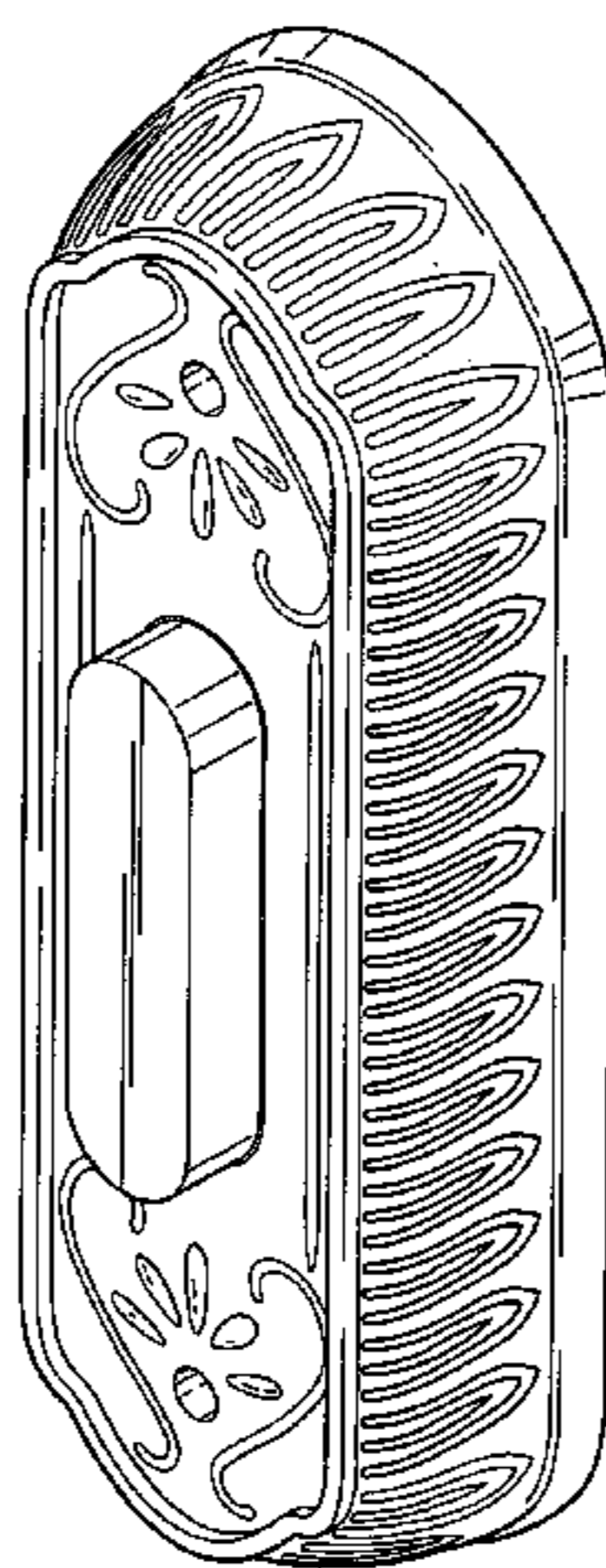
FIG. 2 is a front elevational view thereof;

FIG. 3 is a bottom plan view thereof, the top plan view being a mirror image thereof;

FIG. 4 is a right side elevational view thereof, the left side elevational view being a mirror image; and,

FIG. 5 is a rear elevational view thereof.

**1 Claim, 2 Drawing Sheets**






FIG. 1

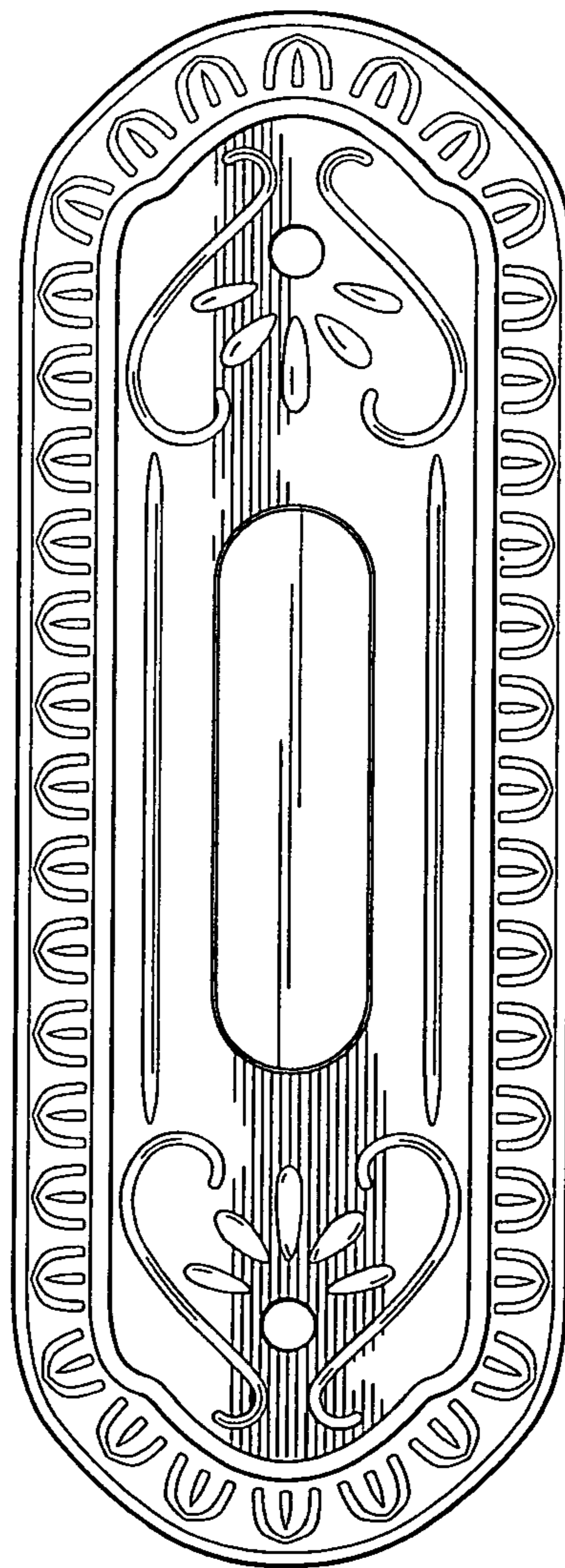


FIG. 2

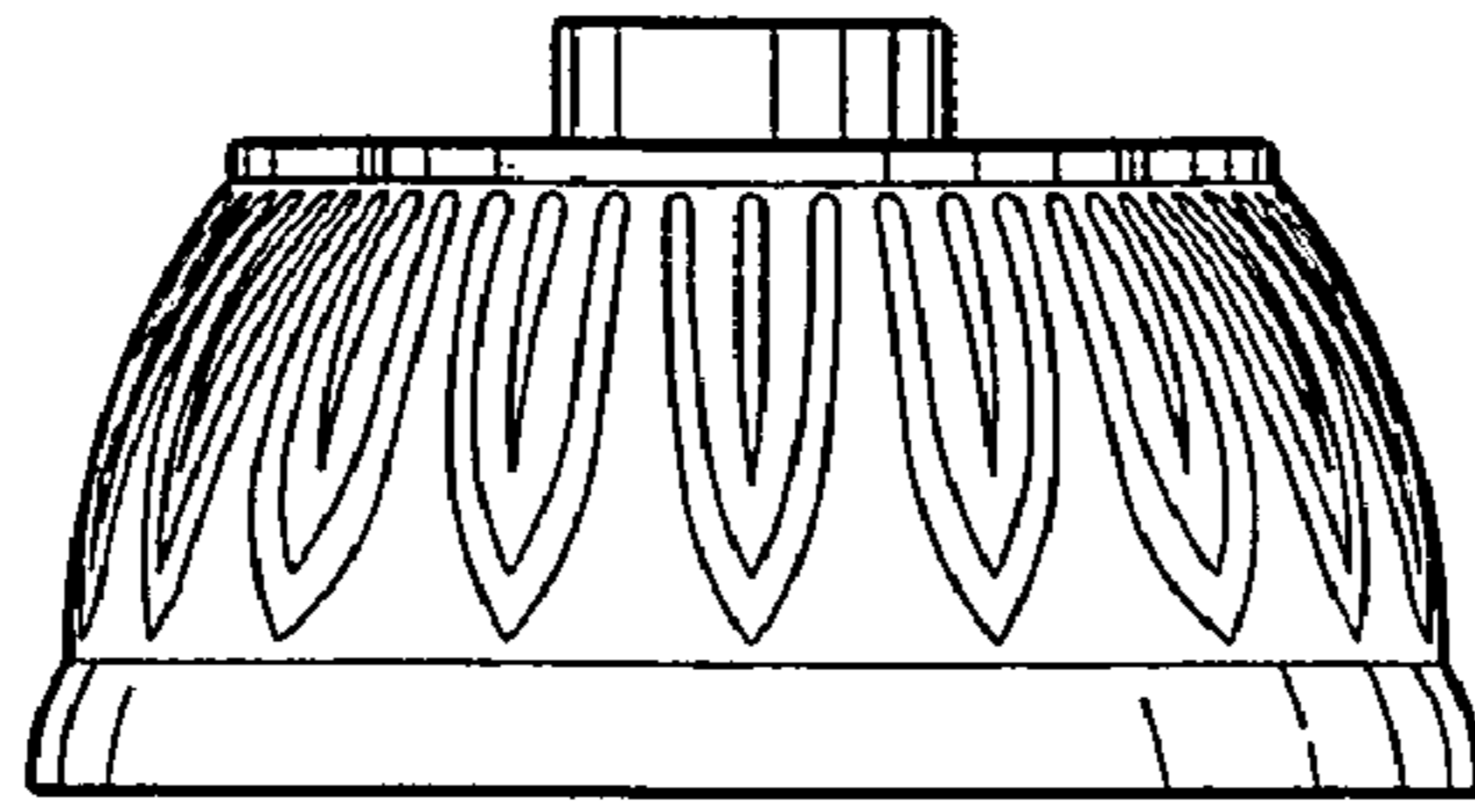


FIG. 3

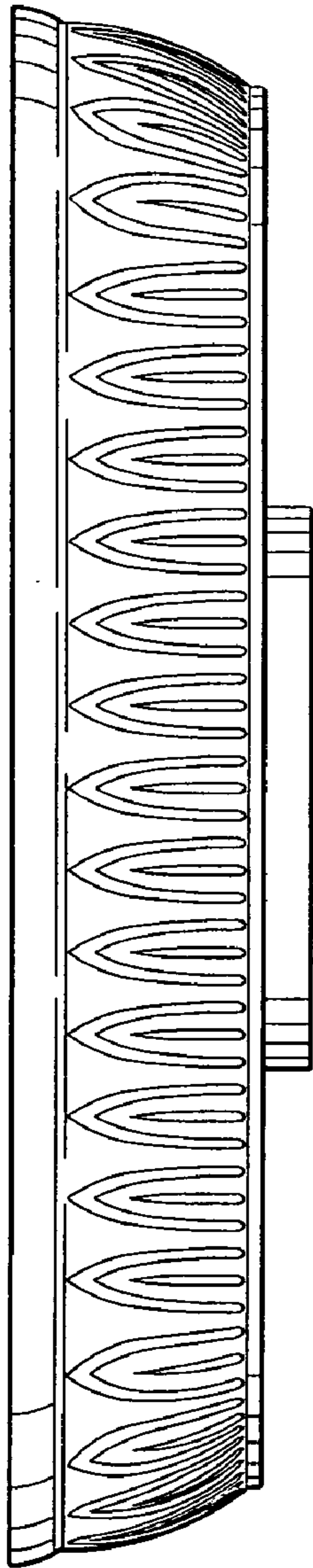


FIG. 4

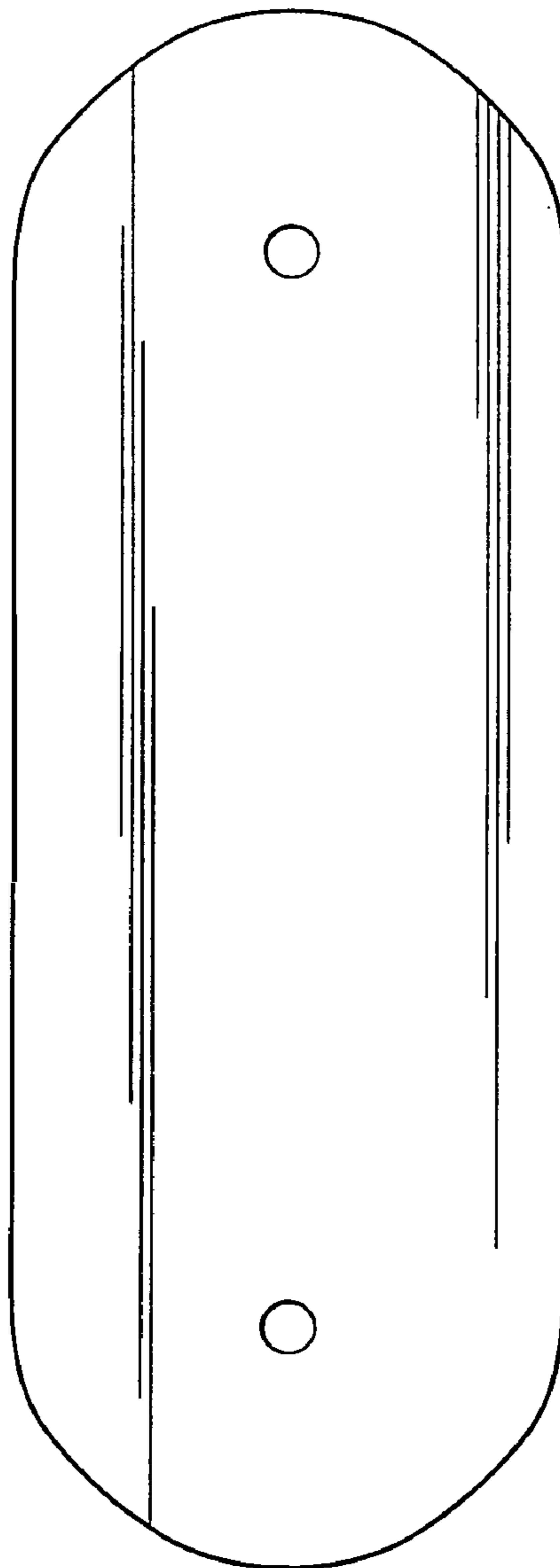


FIG. 5