

US00D549670S

(12) **United States Design Patent** (10) **Patent No.:** **US D549,670 S**
Teiber et al. (45) **Date of Patent:** **** Aug. 28, 2007**

(54) **PUSH BUTTON**

(75) Inventors: **Todd Teiber**, Plano, TX (US); **Roger Priest**, Aubrey, TX (US); **Walter Brookins**, Dallas, TX (US)

(73) Assignee: **Craftmade International, Inc.**, Coppel, TX (US)

(**) Term: **14 Years**

(21) Appl. No.: **29/271,432**

(22) Filed: **Jan. 18, 2007**

(51) **LOC (8) Cl.** **13-03**

(52) **U.S. Cl.** **D13/174; D8/351; D10/118**

(58) **Field of Classification Search** D10/104-121; 361/118; 200/310, 314, 329, 341, 510, 520, 200/534; 340/539.14, 692, 384.1, 393.3, 340/397.1; D8/305, 343, 350, 302; D25/103, D25/147; D9/611; D13/171; 455/41.2
See application file for complete search history.

(56) **References Cited**

U.S. PATENT DOCUMENTS

D106,278 S *	10/1937	Boynton	D8/350
D150,576 S *	8/1948	Kalwo	D13/171
D406,110 S *	2/1999	Ryan	D13/171
D410,436 S *	6/1999	Ryan et al.	D13/171
D518,702 S *	4/2006	Hanna et al.	D8/305
7,085,534 B2 *	8/2006	Bentley	455/41.2
2005/0057358 A1 *	3/2005	Chen	340/539.14

2006/0219541 A1* 10/2006 Birdwell et al. 200/310

OTHER PUBLICATIONS

“Leaf Filigree Doorbell.” Rejuvenation. Jun. 13, 2007 <<http://www.rejuvenation.com>>.*

“Victorian Doorbell.” Signature Hardware. Jun. 13, 2207 <<http://www.signaturehardware.com/>>.*

“Marseillies Door Bell Button.” Van Dyke’s Restorers. Jun. 13, 2007 <<http://www.vandykes.com>>.*

* cited by examiner

Primary Examiner—Robert M. Spear

Assistant Examiner—George D Kirschbaum

(74) *Attorney, Agent, or Firm*—Munsch, Hardt, Kopf & Harr, P.C.

(57) **CLAIM**

The ornamental design for a push button, as shown and described.

DESCRIPTION

FIG. 1 is a perspective view of the push button showing our new design;

FIG. 2 is a front elevational view thereof;

FIG. 3 is a rear elevational view thereof;

FIG. 4 is a right side elevational view thereof, the left side elevational view being a mirror image;

FIG. 5 is a bottom plan view thereof; and,

FIG. 6 is a top plan view thereof.

1 Claim, 3 Drawing Sheets

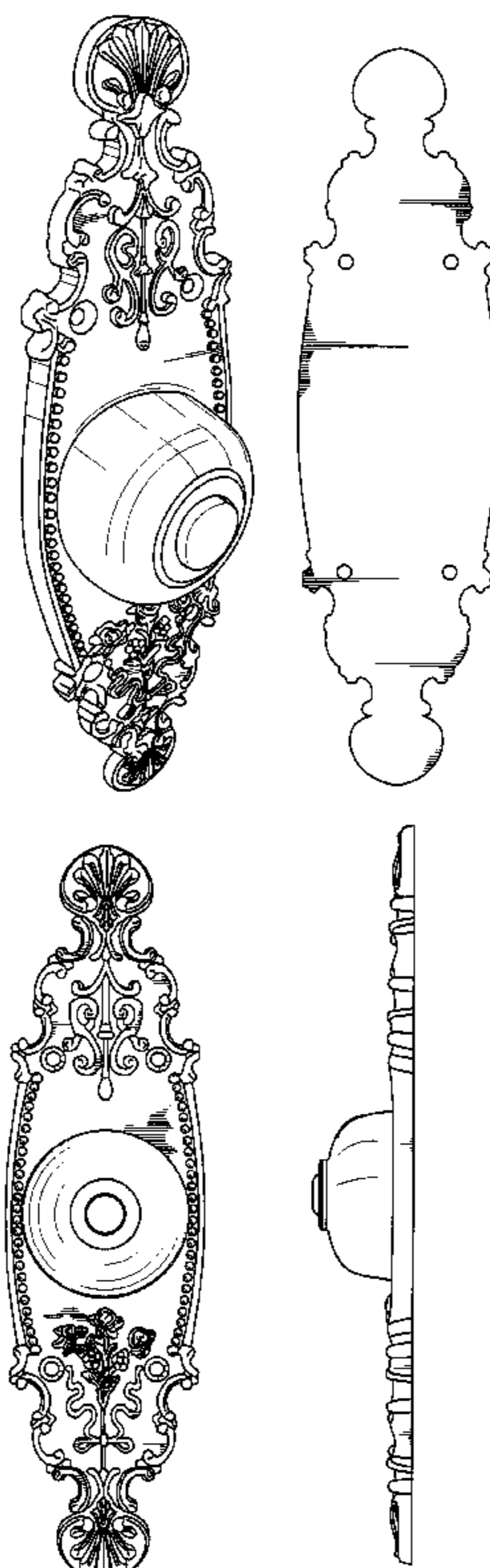


FIG. 1




FIG. 2

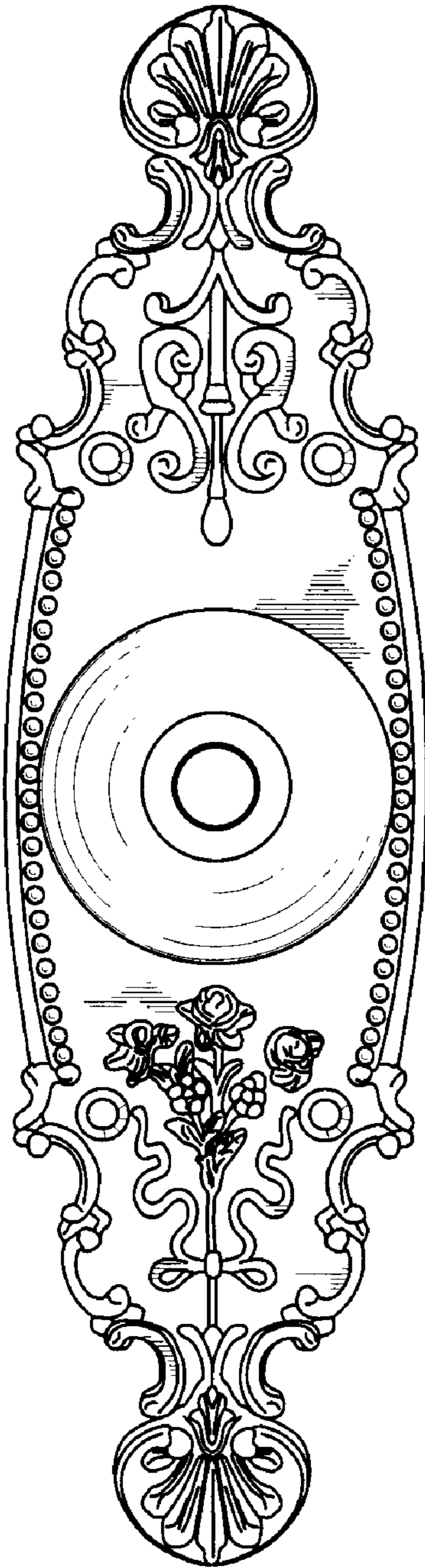


FIG. 3

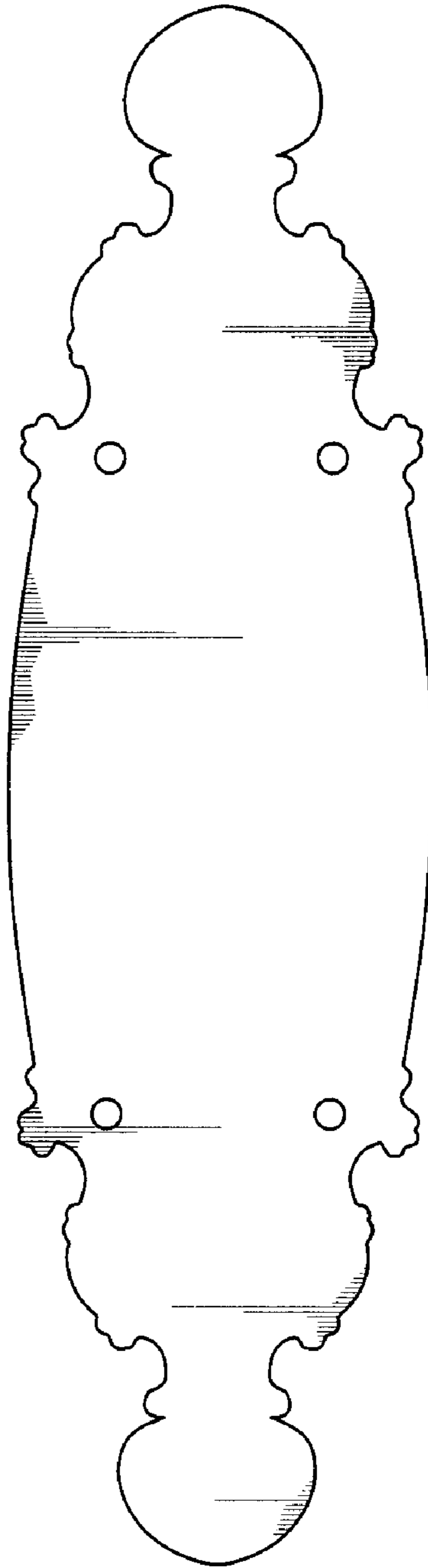


FIG. 4

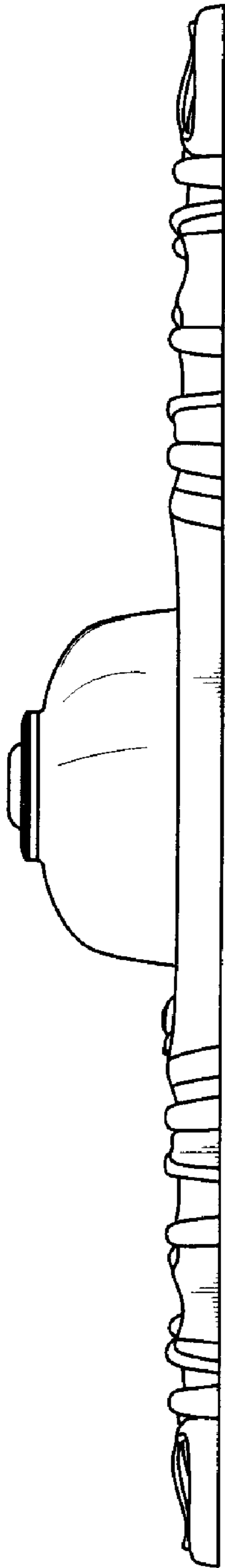


FIG. 5

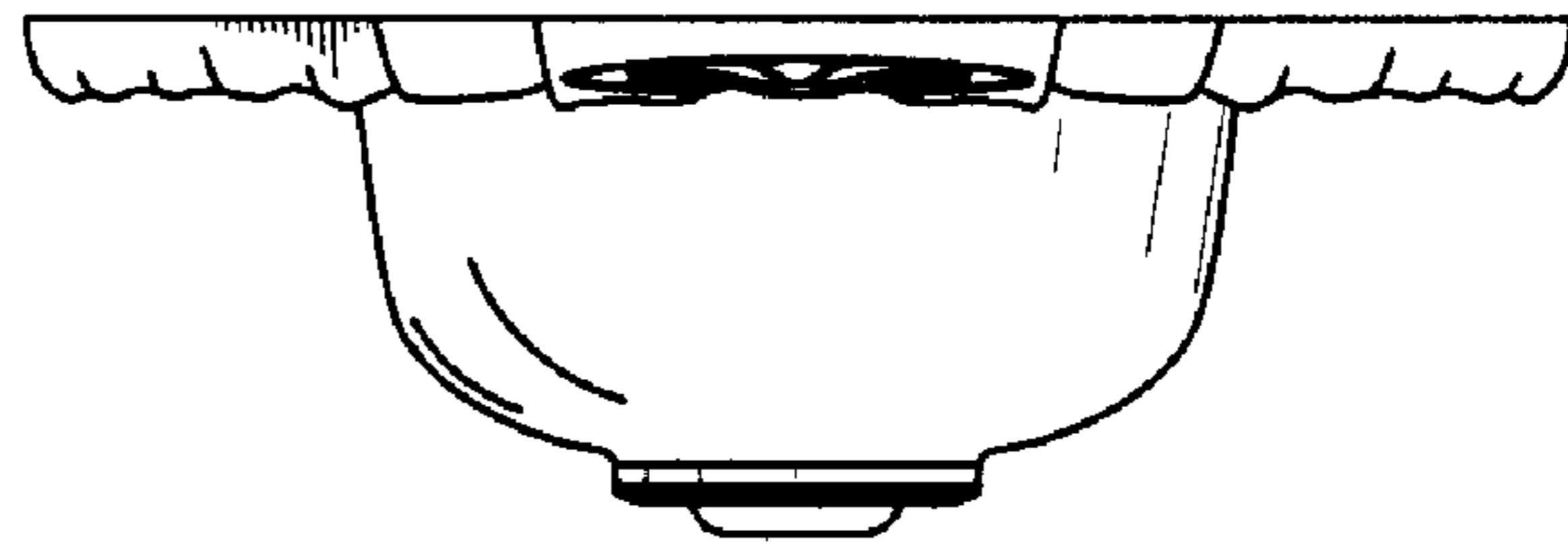


FIG. 6

