



US00D549643S

(12) **United States Design Patent** (10) **Patent No.:** **US D549,643 S**
Radulescu et al. (45) **Date of Patent:** **** Aug. 28, 2007**

(54) **TIRE TREAD**

(75) Inventors: **Robert C. Radulescu**, Simpsonville, SC (US); **Jeffrey Edmond Godsey**, Greenville, SC (US); **Rangsarid Jugsujinda**, Payathai Bangleole (TH)

(73) Assignee: **Michelin Recherche et Technique S.A.** (CH)

(**) Term: **14 Years**

(21) Appl. No.: **29/238,397**

(22) Filed: **Sep. 15, 2005**

(51) **LOC (8) Cl.** **12-15**

(52) **U.S. Cl.** **D12/600**

(58) **Field of Classification Search** D12/583, D12/587, 599, 600, 602, 900; 152/209.1, 152/209.9, 209.16, 209.18, 209.25
See application file for complete search history.

(56) **References Cited**

U.S. PATENT DOCUMENTS

5,135,038	A	*	8/1992	Graas et al.	152/209.18
D347,606	S		6/1994	Mehta	D12/147
D350,513	S	*	9/1994	Mehta et al.	D12/600
D377,922	S		2/1997	Van der Meer et al.	...	D12/147
D390,174	S		2/1998	White	D12/147
D444,424	S		7/2001	Habay	D12/143
D505,384	S	*	5/2005	Kageyama	D12/567

OTHER PUBLICATIONS

- BFGoodrich Winter Slalom Tire, 2004 Tread Design Guide, Jan. 2004, p. 11. 3/1.*
- Cooper Weather-Master S/T 2 Tire, 2004 Tread Design Guide, Jan. 2004, p. 16. 1/4.*
- Kumho 791 Touring A/S Tire, 2004 Tread Design Guide, Jan. 2004, p. 34. 4/2.*
- Yokohama Ice Guard IG-10 Tire, 2004 Tread Design Guide, Jan. 2004, p. 64. 3/3.*

Nokian Hakkapeliitta 10 LT Tire, 2004 Tread Design Guide, Jan. 2004, p. 95. 2/5.*

Michelin XDN2 Tire, 2004 Tread Design Guide, Jan. 2004, p. 132. 1/1.*

Tread Design Guide, 1999, pp. 27, ELDERADO Marquis A/S.

Tread Design Guide, 1999. pp. 50, MICHELIN LTX M/S. Tread Design Guide, 2002, pp. 37, HANKOOK Optimo Plus II—K402.

Tread Design Guide, 2002, pp. 56, NTB Patriot Assurance A/S.

Tread Design Guide, 2002, pp. 84, FALKEN Landair H/T.

Tread Design Guide, 2002, pp. 88, HANKOOK Dynamic SUV Z87.

* cited by examiner

Primary Examiner—Robert M. Spear

(74) *Attorney, Agent, or Firm*—E. Martin Remick; Frank J. Campigott; Adam Arnold

(57) **CLAIM**

The ornamental design for a tire tread, as shown and described.

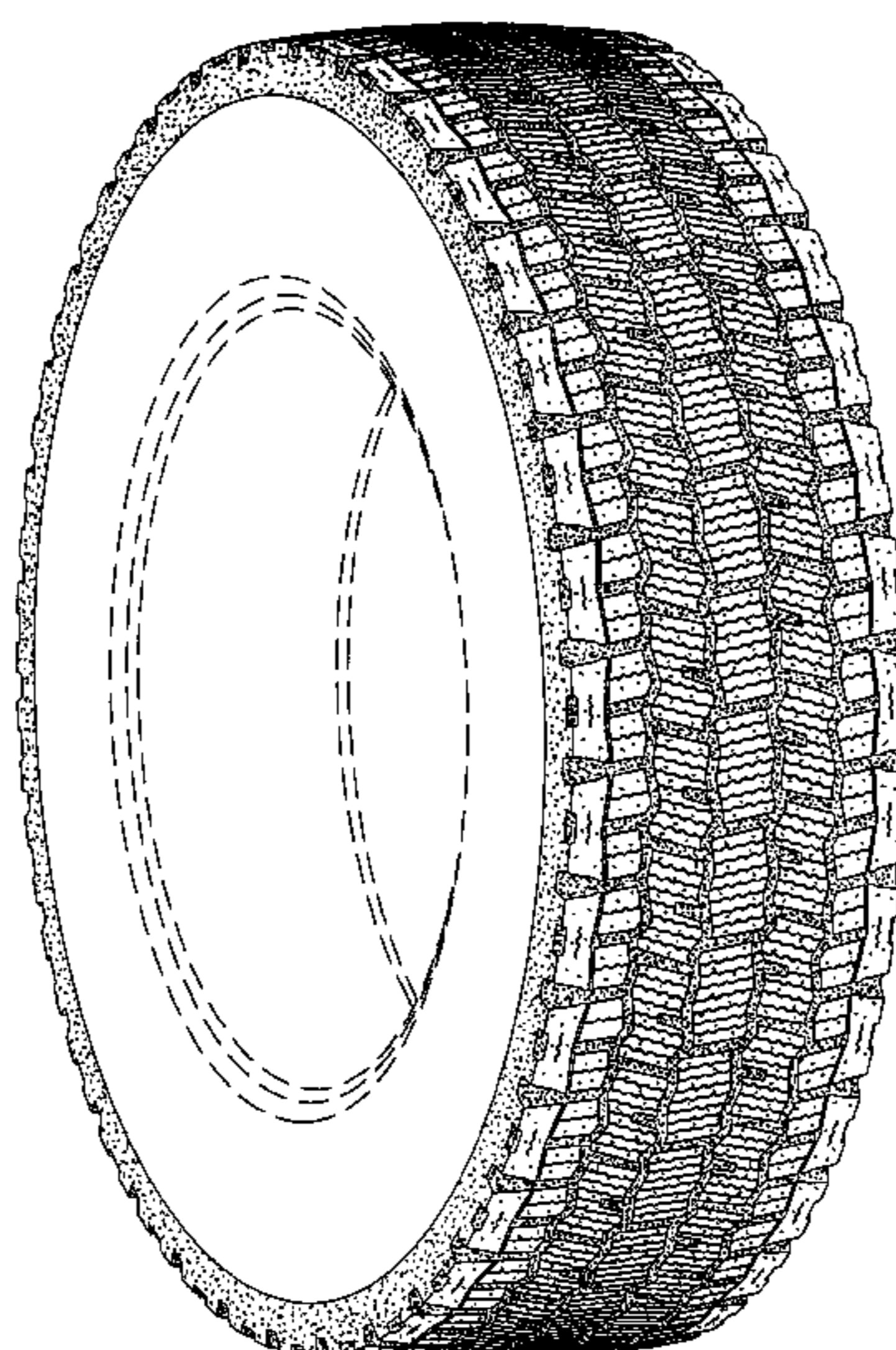
DESCRIPTION

FIG. 1 is a perspective view of a tire tread showing my new design, it being understood that the tread pattern repeats circumferentially throughout the outer circumference and shoulder of a tire, the opposite side perspective view being a mirror image thereto; and,

FIG. 2 is an enlarged fragmentary front elevation view of the tire tread of FIG. 1.

In the drawings, the dark stippled surface shading represents the recessed groove portions of the tire tread having a depth as best illustrated along the right edge of FIG. 1. The broken line disclosure of the tire sidewall and inner bead is for illustrative purposes only and forms no part of the claimed design.

1 Claim, 2 Drawing Sheets



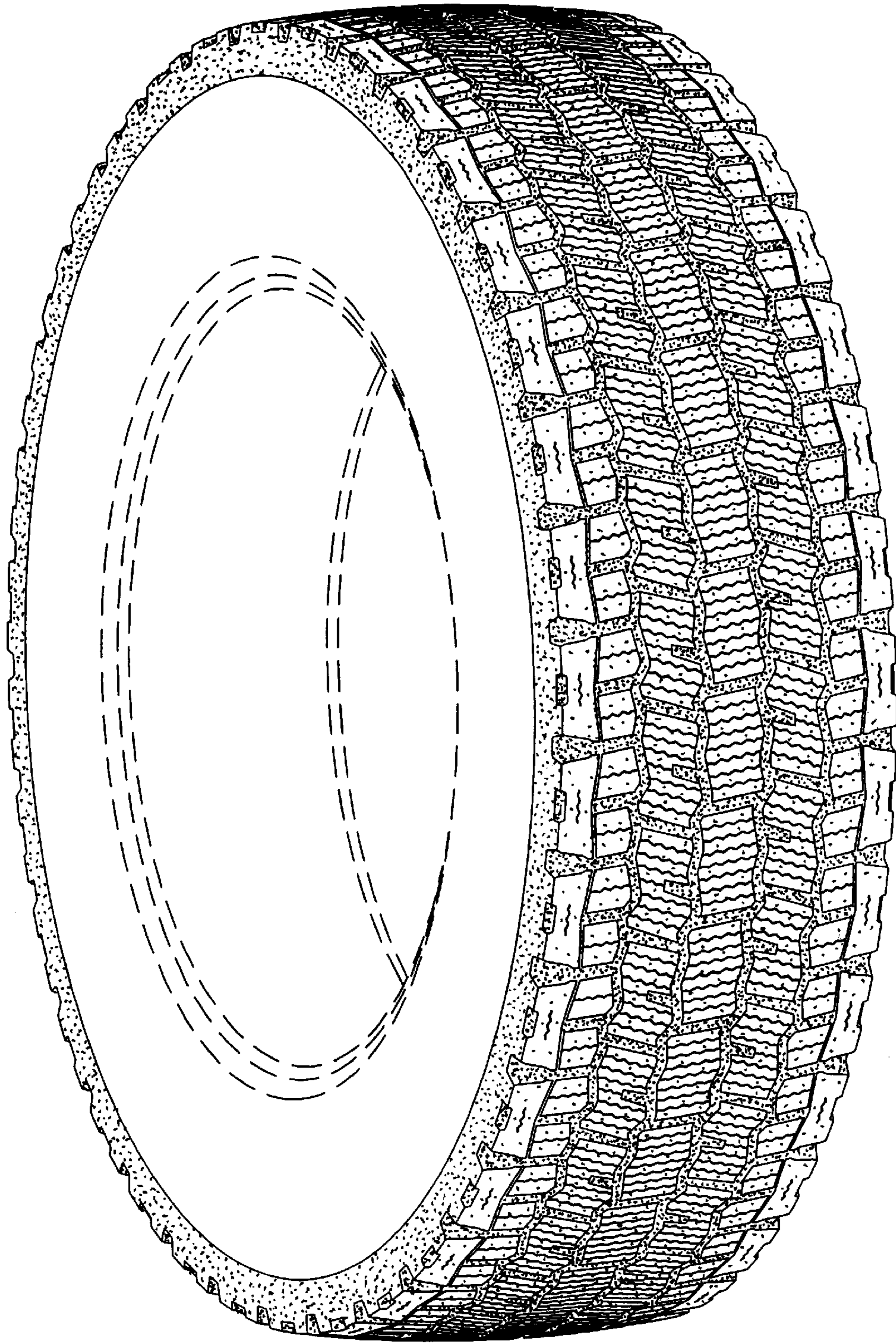


Fig. 1

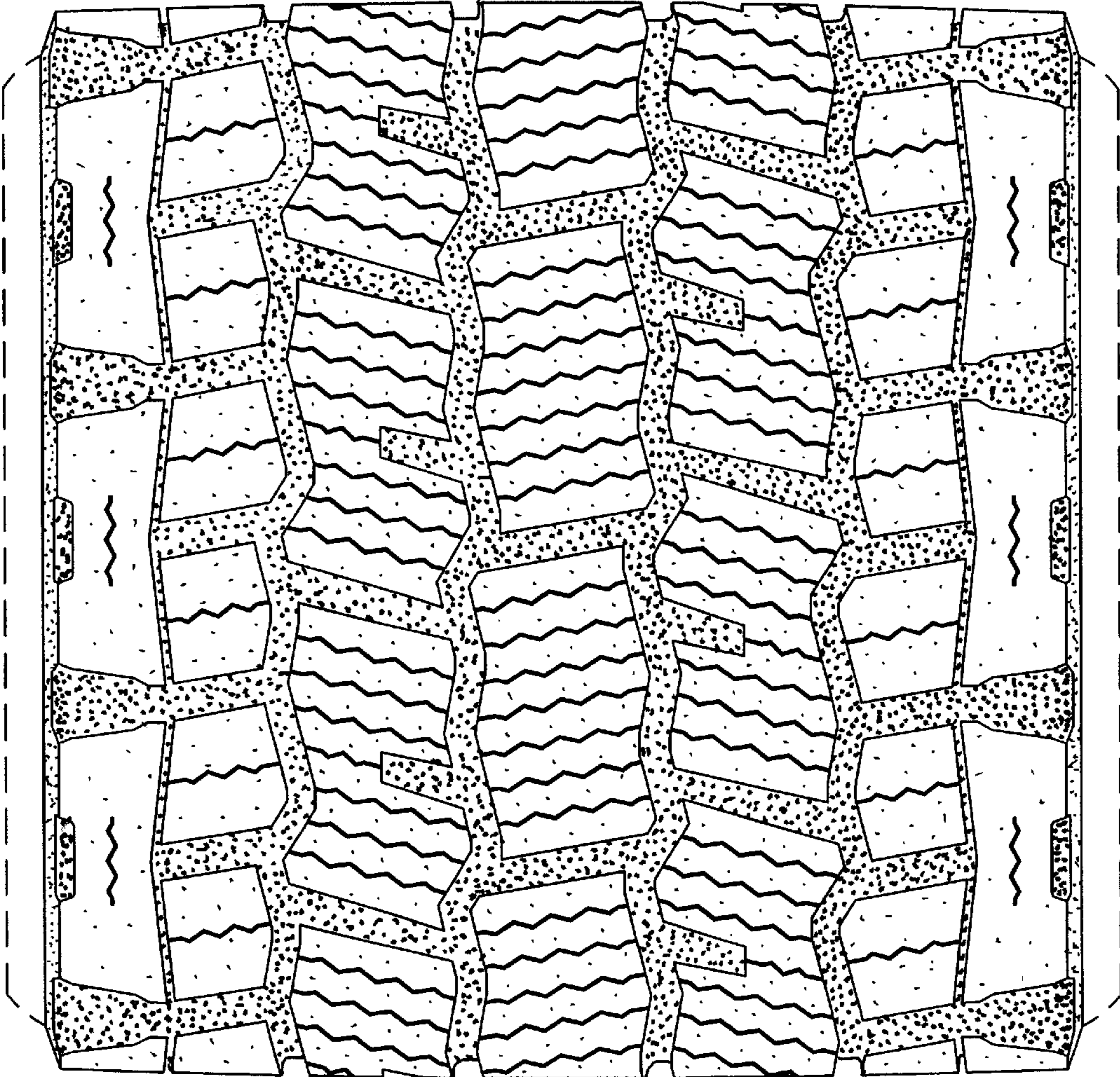


Fig. 2