



US00D549642S

(12) **United States Design Patent**  
**Maxwell**

(10) **Patent No.:** **US D549,642 S**

(45) **Date of Patent:** **\*\* Aug. 28, 2007**

(54) **TIRE TREAD**

(75) Inventor: **Paul Bryan Maxwell**, Kent, OH (US)

(73) Assignee: **The Goodyear Tire & Rubber Company**, Akron, OH (US)

(\*\*) Term: **14 Years**

(21) Appl. No.: **29/245,138**

(22) Filed: **Dec. 20, 2005**

(51) **LOC (8) Cl.** ..... **12-15**

(52) **U.S. Cl.** ..... **D12/555; D12/544**

(58) **Field of Classification Search** ..... D12/551,  
D12/552, 553, 554, 555, 556, 583, 586, 587,  
D12/588, 589, 590, 600; 152/209.1, 209.9,  
152/209.25, 209.28

See application file for complete search history.

(56) **References Cited**

**U.S. PATENT DOCUMENTS**

4,424,843	A *	1/1984	Fontaine et al.	.....	152/209.1
6,112,788	A *	9/2000	Ikeda	.....	152/209.19
D488,771	S *	4/2004	Villamizar	.....	D12/590

\* cited by examiner

*Primary Examiner*—Robert M. Spear

(74) *Attorney, Agent, or Firm*—Richard B. O’Planick

(57) **CLAIM**

The ornamental design for a tire tread, as shown and described.

**DESCRIPTION**

FIG. 1 is a perspective view of a tire tread showing my new design, it being understood that the pattern repeats uniformly throughout the circumference of the tread;

FIG. 2 is a front elevational view thereof;


FIG. 3 is a right side elevational view thereof; the other side being a mirror image thereof; and,

FIG. 4 is an enlarged fragmentary front elevational view thereof.

In the drawings, the broken lines defining the sidewall, inner bead and the peripheral boundary between the tire tread and the sidewall in are for illustrative purposes only and form no part of the claimed design.

The dark stippled surface shading represents the recessed portion of the tread grooves having a depth as best shown in FIG. 2.

**1 Claim, 4 Drawing Sheets**



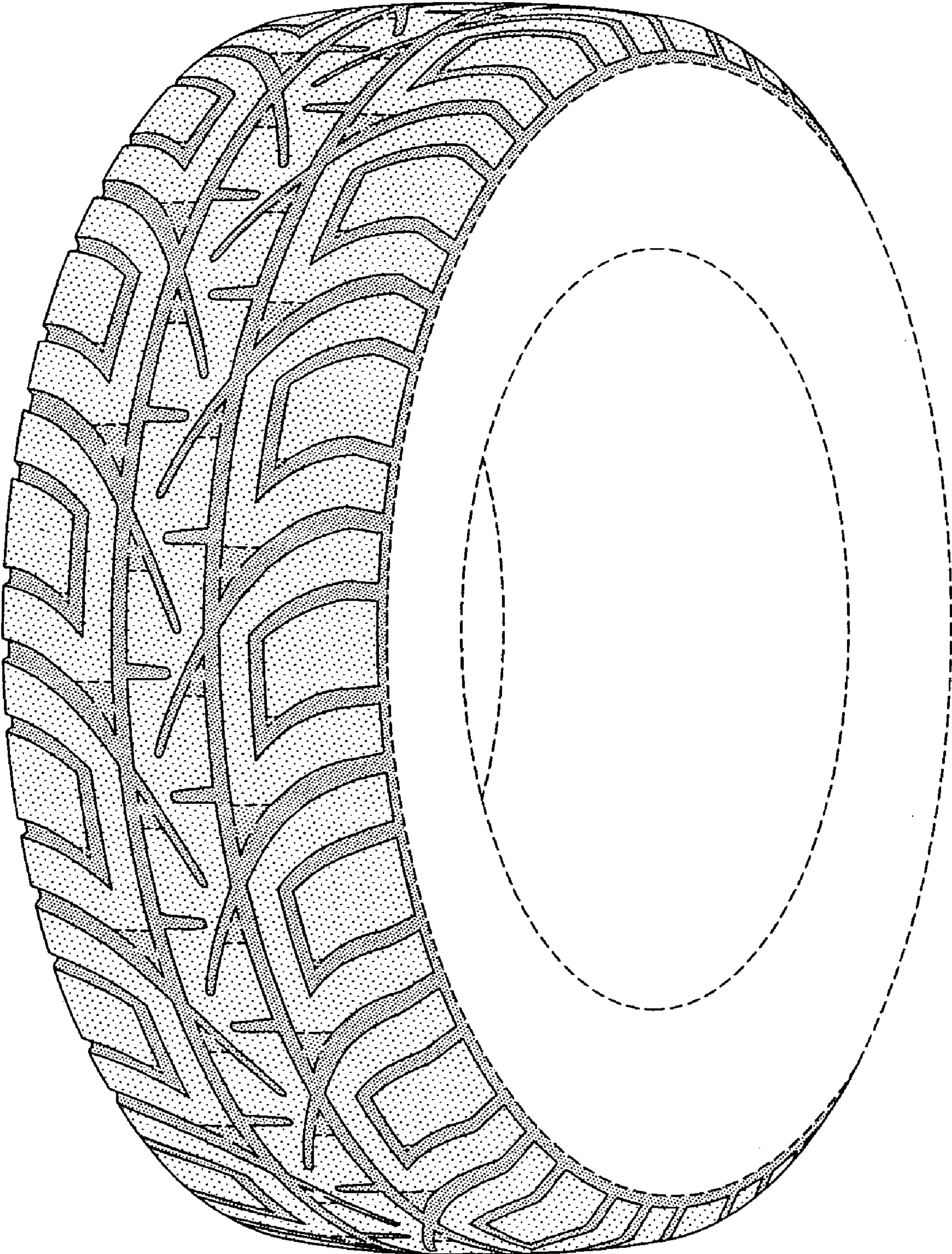


FIG-1

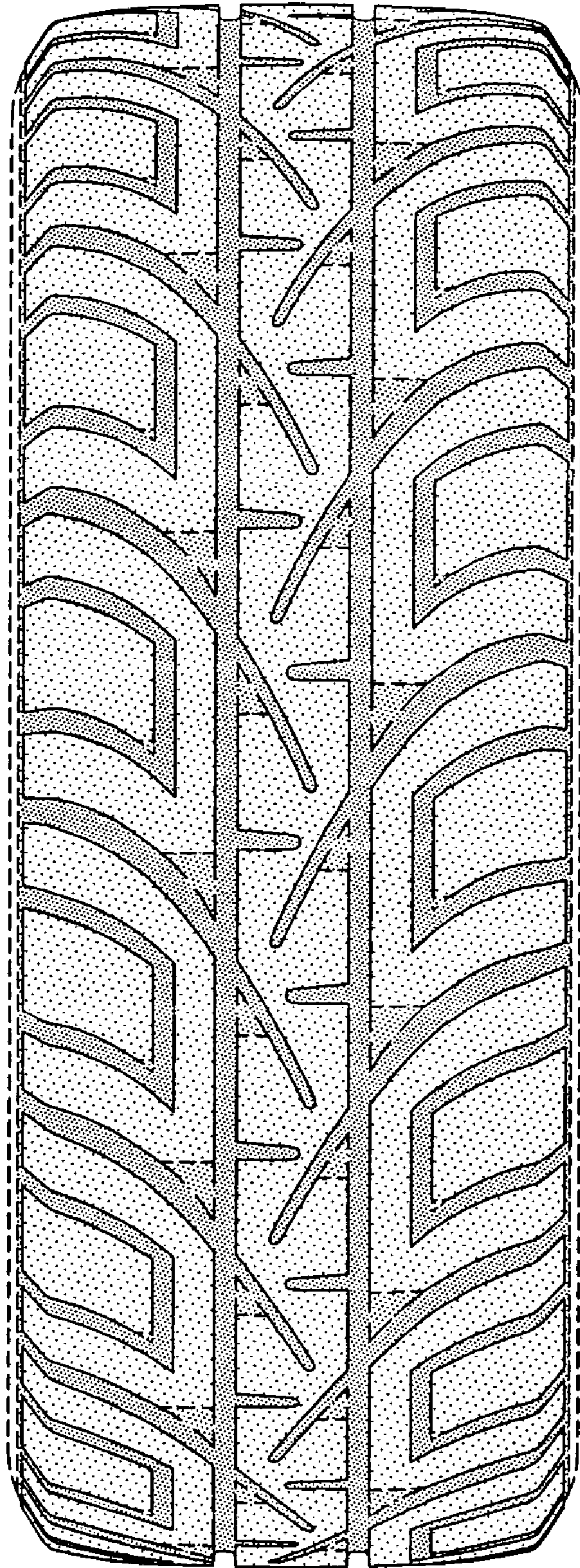


FIG-2

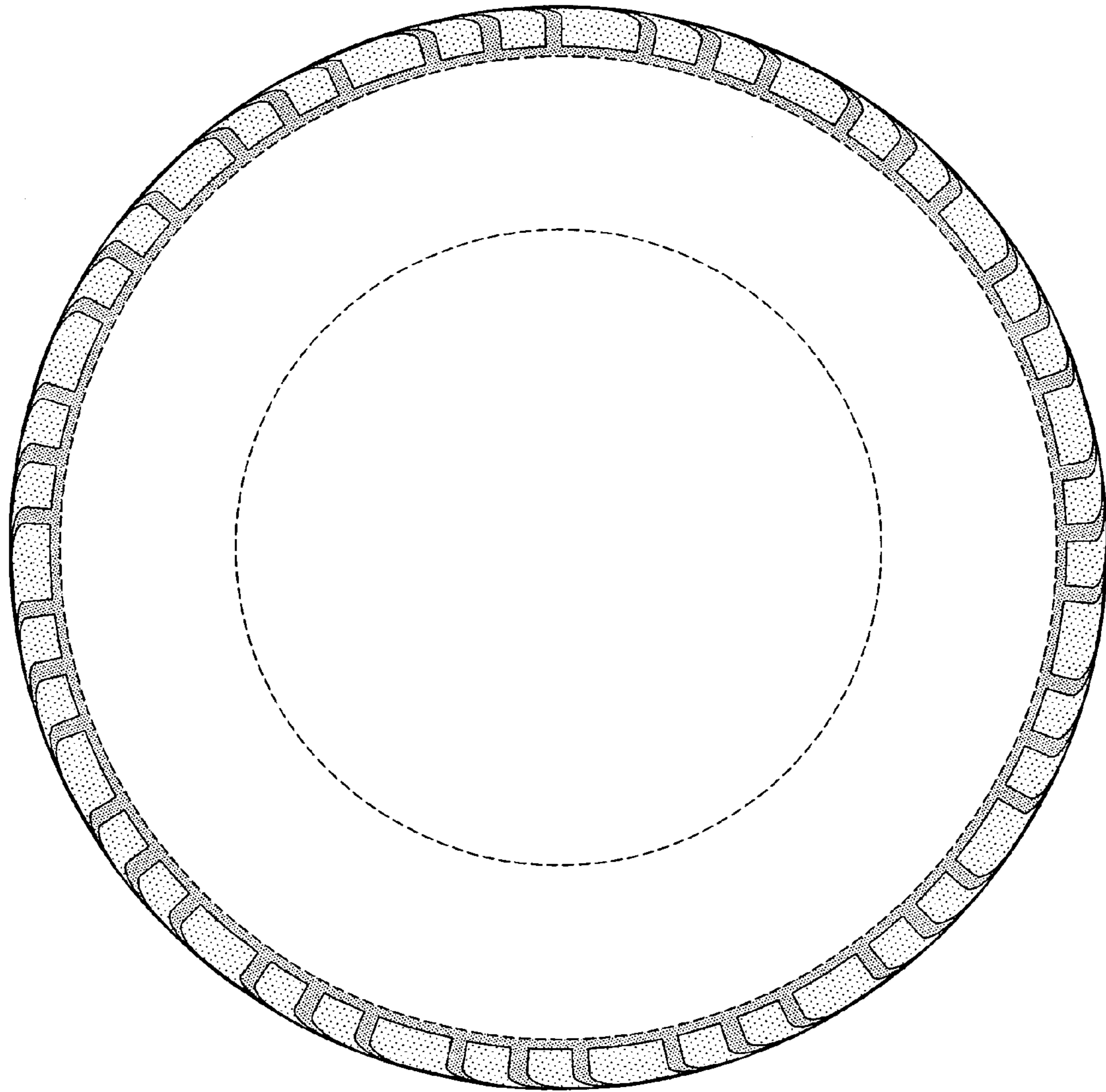


FIG-3

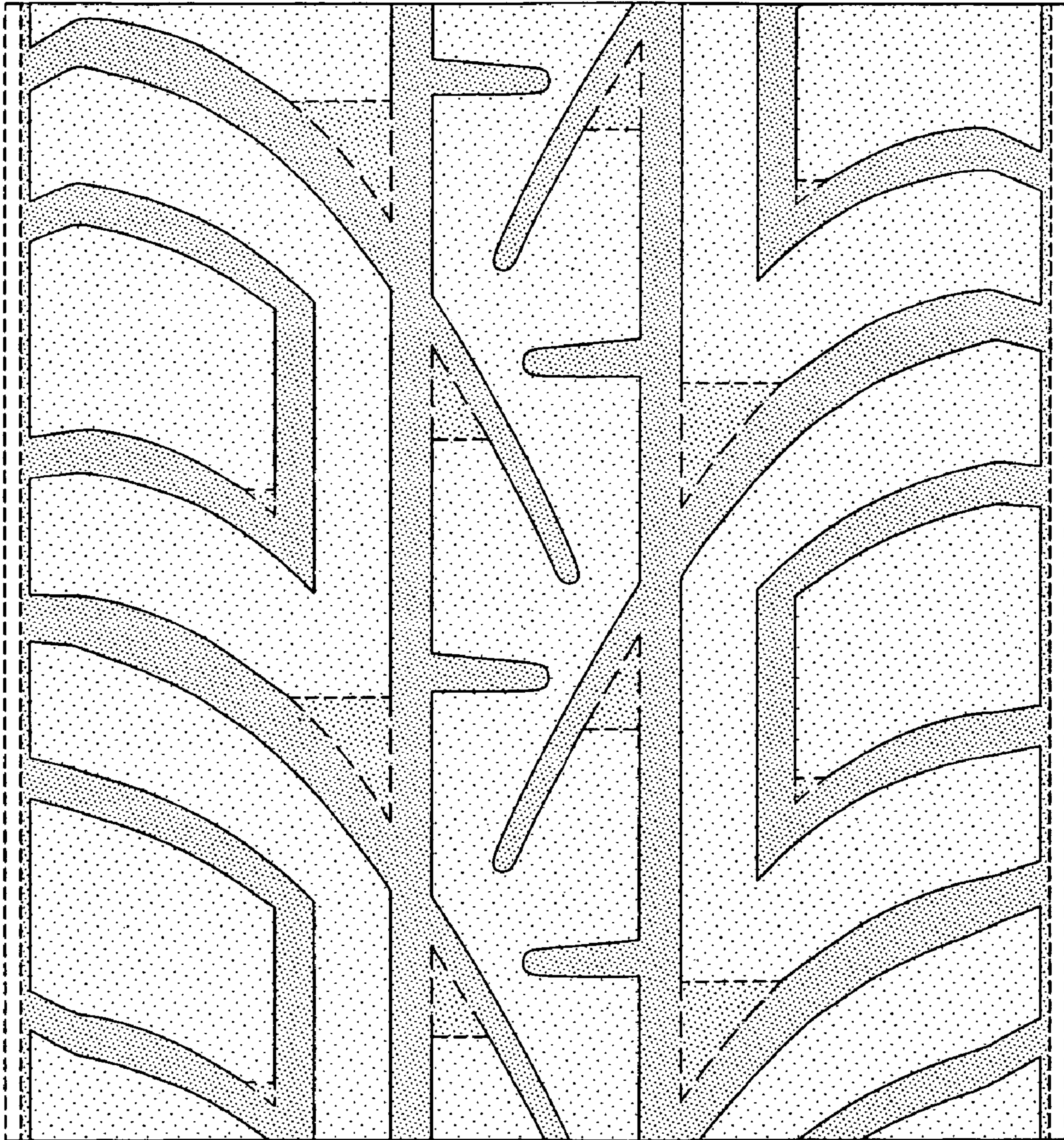


FIG-4