



US00D549629S

(12) **United States Design Patent**  
**Davidson**

(10) **Patent No.:** **US D549,629 S**

(45) **Date of Patent:** **\*\* Aug. 28, 2007**

(54) **VEHICLE MUFFLER**

(75) Inventor: **Benjamin R. Davidson**, Redondo Beach, CA (US)

(73) Assignee: **Honda Motor Co., Ltd.**, Tokyo (JP)

(\*\*) Term: **14 Years**

(21) Appl. No.: **29/275,569**

(22) Filed: **Dec. 29, 2006**

**Related U.S. Application Data**

(63) Continuation of application No. 29/250,663, filed on Nov. 27, 2006, and a continuation of application No. 29/250,655, filed on Nov. 27, 2006.

(51) **LOC (8) Cl.** ..... **12-16**

(52) **U.S. Cl.** ..... **D12/194**

(58) **Field of Classification Search** ..... D12/86,  
D12/90-92, 169, 81, 186, 194, 196, 206,  
D12/209; D15/5; 180/89.2, 219, 225, 296,  
180/309; 181/227, 228, 247, 251, 264, 282;  
29/890.08; 60/313, 323; 296/180.1, 180.2  
See application file for complete search history.

(56) **References Cited**

**U.S. PATENT DOCUMENTS**

2,992,035 A \* 7/1961 Tell et al. .... 293/113  
D261,501 S \* 10/1981 Schenker ..... D12/194  
D263,496 S \* 3/1982 Kimball et al. .... D23/365

D423,436 S \* 4/2000 Larson ..... D12/194  
D433,029 S \* 10/2000 Eidson ..... D15/5  
D473,177 S \* 4/2003 Murkett ..... D12/194  
D495,982 S \* 9/2004 Ziehl ..... D12/194  
6,827,173 B2 \* 12/2004 Lai ..... 180/309  
D509,172 S \* 9/2005 Minami ..... D12/169  
6,962,230 B2 \* 11/2005 Hanaya et al. .... 180/309  
D534,111 S \* 12/2006 Wannamaker ..... D12/194  
D534,848 S \* 1/2007 Murkett ..... D12/194

\* cited by examiner

*Primary Examiner*—Doris Clark

*Assistant Examiner*—Michael Pratt

(74) *Attorney, Agent, or Firm*—Plumsea Law Group, LLC

(57) **CLAIM**

The ornamental design for a vehicle muffler, as shown and described.

**DESCRIPTION**


FIG. 1 is a perspective view of a vehicle muffler showing my new design;

FIG. 2 is a plan view thereof; and,

FIG. 3 is a perspective view thereof shown on the rear end of a vehicle.

The broken line showings of the boundaries in the figures and of the remainder of the vehicle rear end in FIG. 3 are for illustrative purposes only and form no part of the claimed design.

**1 Claim, 2 Drawing Sheets**



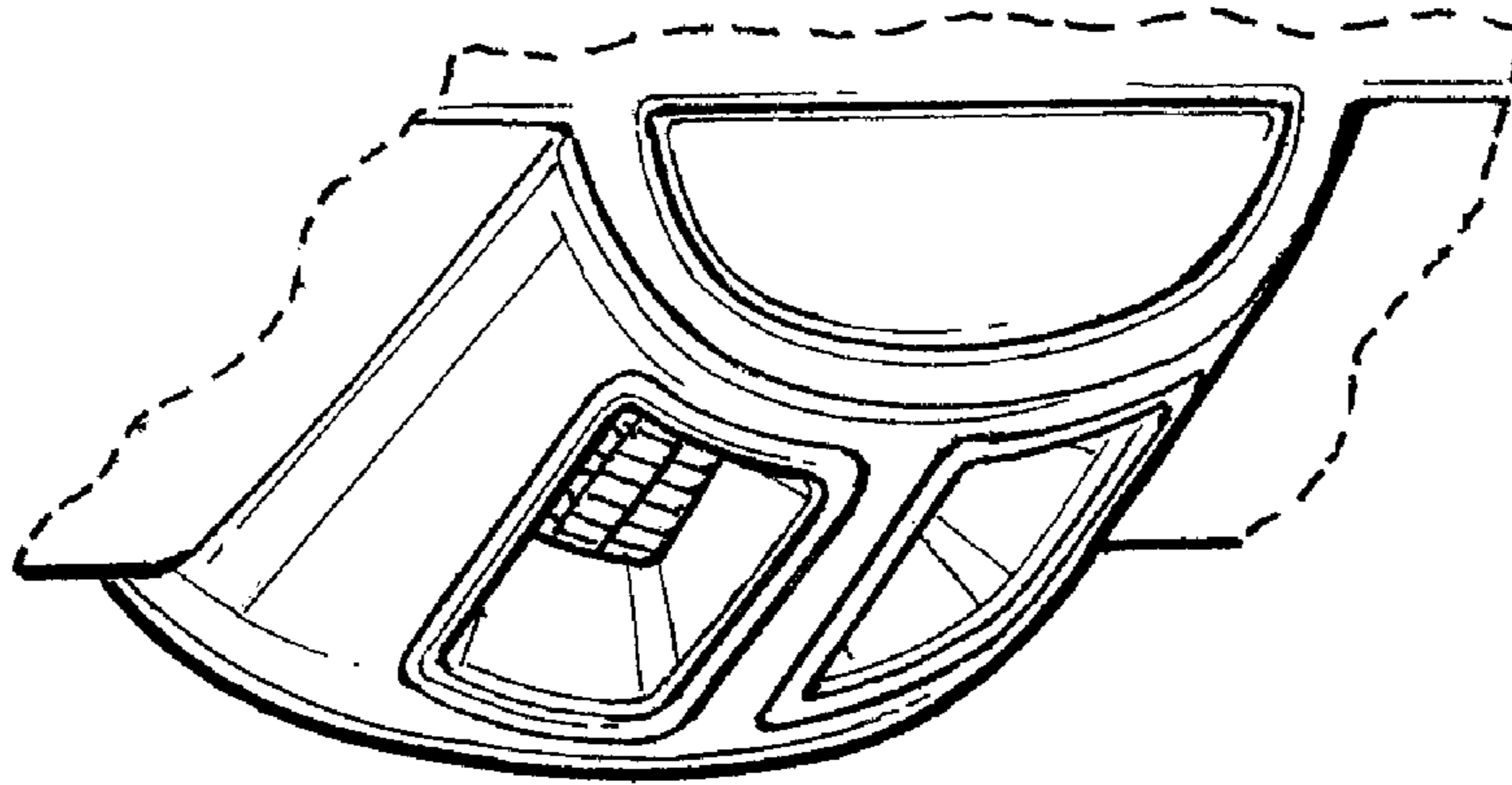


FIG. 1




FIG. 2

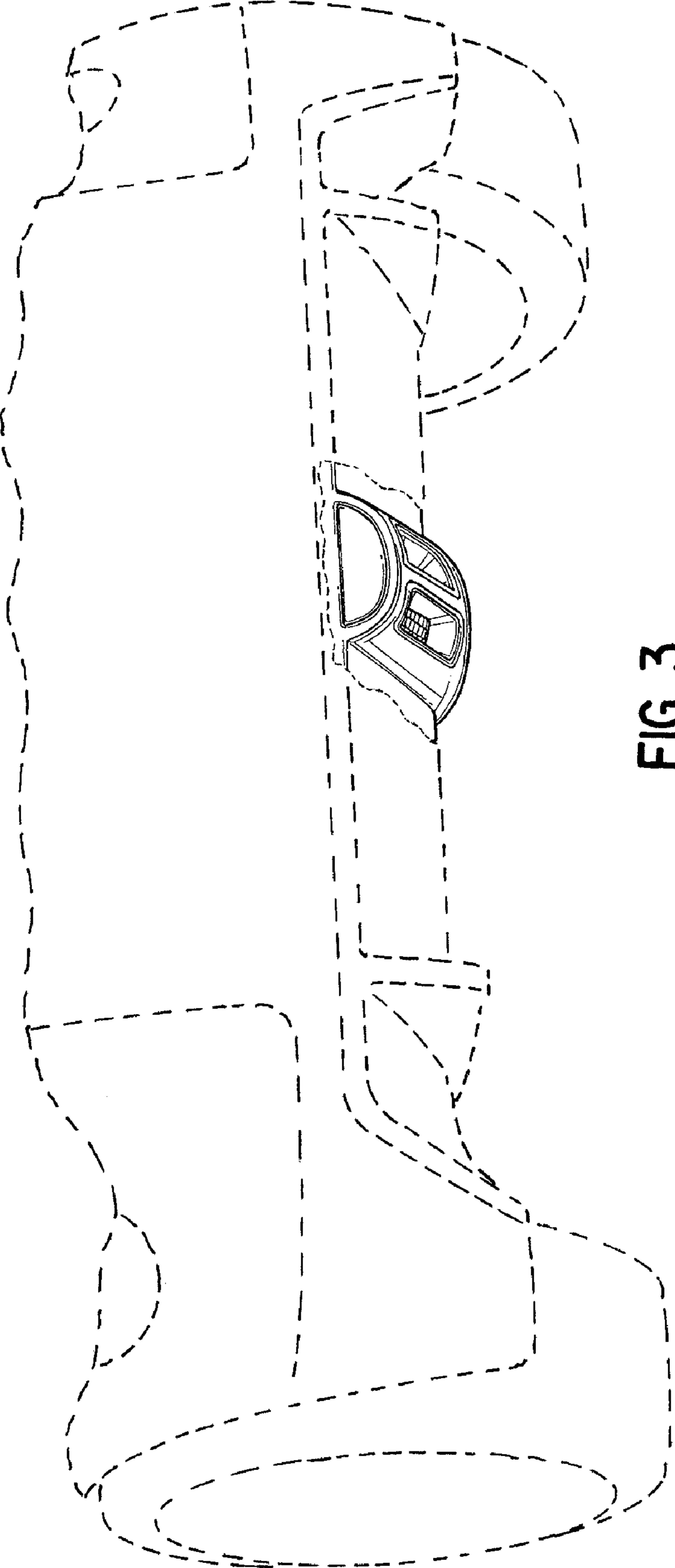


FIG. 3