

US00D549619S

(12) **United States Design Patent**
Jacobs

(10) **Patent No.:** **US D549,619 S**

(45) **Date of Patent:** **** Aug. 28, 2007**

(54) **HAND GUARD**

(76) Inventor: **John Richard Jacobs**, 1306A Starkey Ave., Waverley, Pretoria (ZA) 0200

(**) Term: **14 Years**

(21) Appl. No.: **29/248,572**

(22) Filed: **Aug. 22, 2006**

(51) **LOC (8) Cl.** **12-11**

(52) **U.S. Cl.** **D12/114**

(58) **Field of Classification Search** D12/110, D12/114, 174, 178-179; D29/113, 123; 280/288.4; 2/455, 16; 200/61.27, 61.54, 200/61.85, 61.8, 293.1; D24/190; 180/219, 180/315; 74/551.8, 551.1; 381/74
See application file for complete search history.

(56) **References Cited**

U.S. PATENT DOCUMENTS

- 3,462,188 A * 8/1969 Manuel 296/78.1
- 4,438,661 A * 3/1984 Cullen 74/551.9
- 5,437,206 A * 8/1995 Boor 74/489

- D419,123 S * 1/2000 Okuda D12/178
- D515,981 S * 2/2006 Gant et al. D12/114

* cited by examiner

Primary Examiner—Robert A. Delehanty
(74) *Attorney, Agent, or Firm*—Banner & Witcoff, Ltd.

(57) **CLAIM**

The ornamental design for a hand guard, as shown and described.

DESCRIPTION

FIG. 1 is a perspective view of a hand guard showing my new design separately for clarity of illustration;

FIG. 2 is a top plan view thereof;

FIG. 3 is a front view thereof;

FIG. 4 is a top plan view thereof shown in an assembled condition with a second mirror image hand guard and a common handle used on a wheeled device such as a bicycle or tricycle, or motor wheeled device; and,

FIG. 5 is a perspective view thereof.

1 Claim, 2 Drawing Sheets

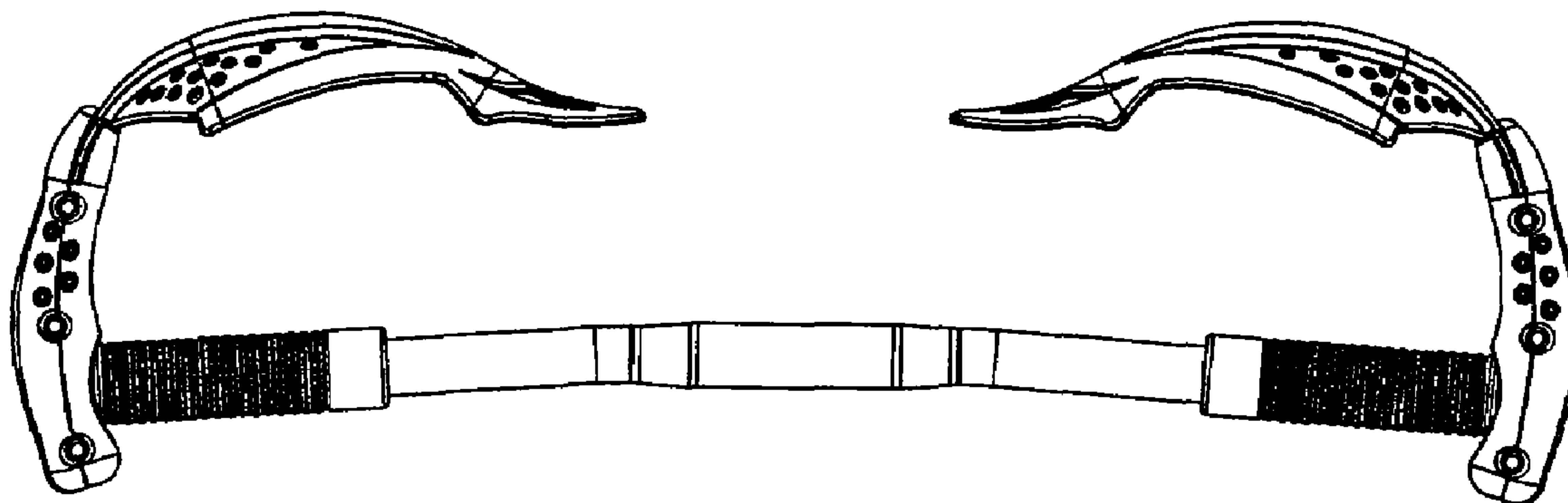


FIG. 1

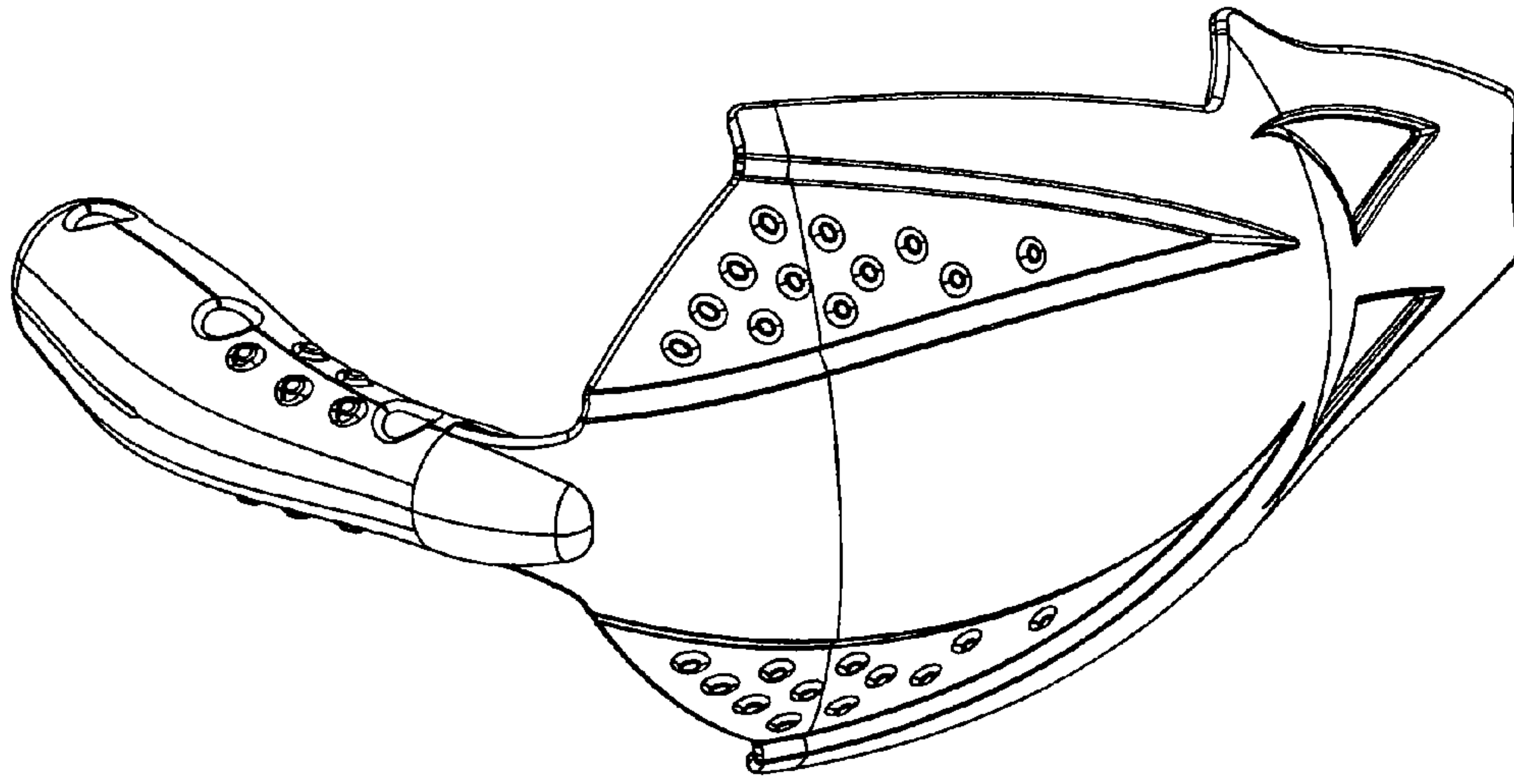


FIG. 2

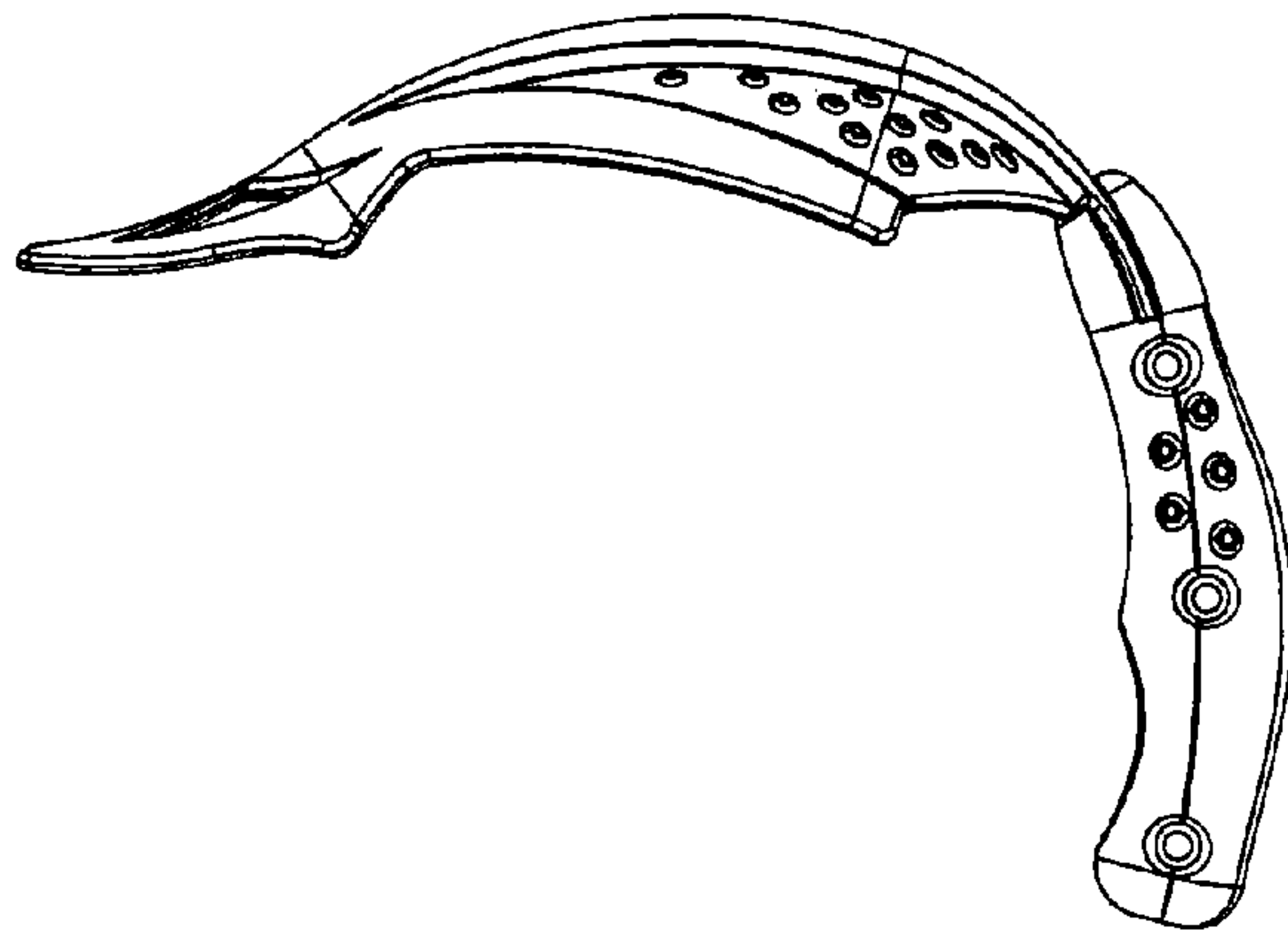


FIG. 3

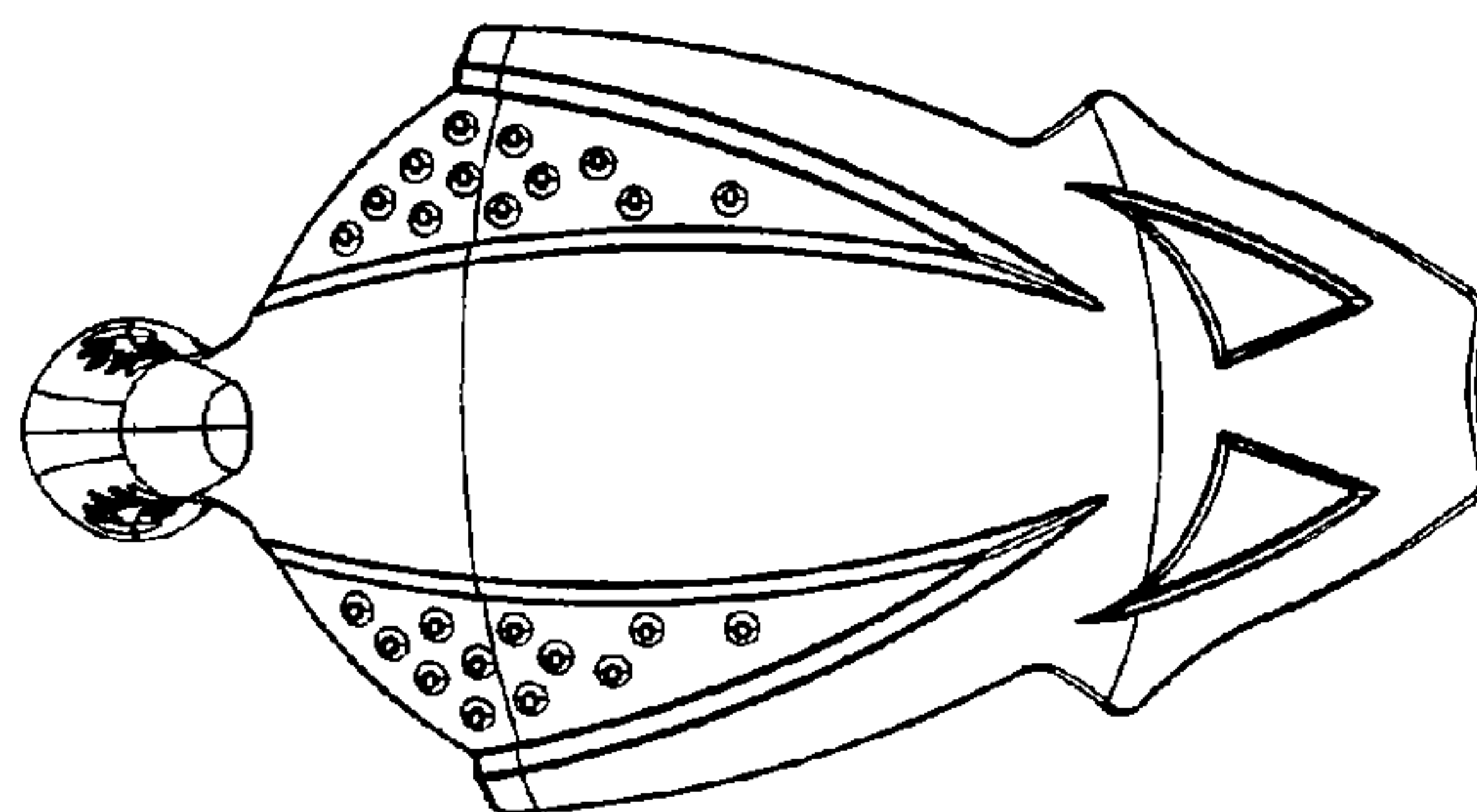


FIG. 4

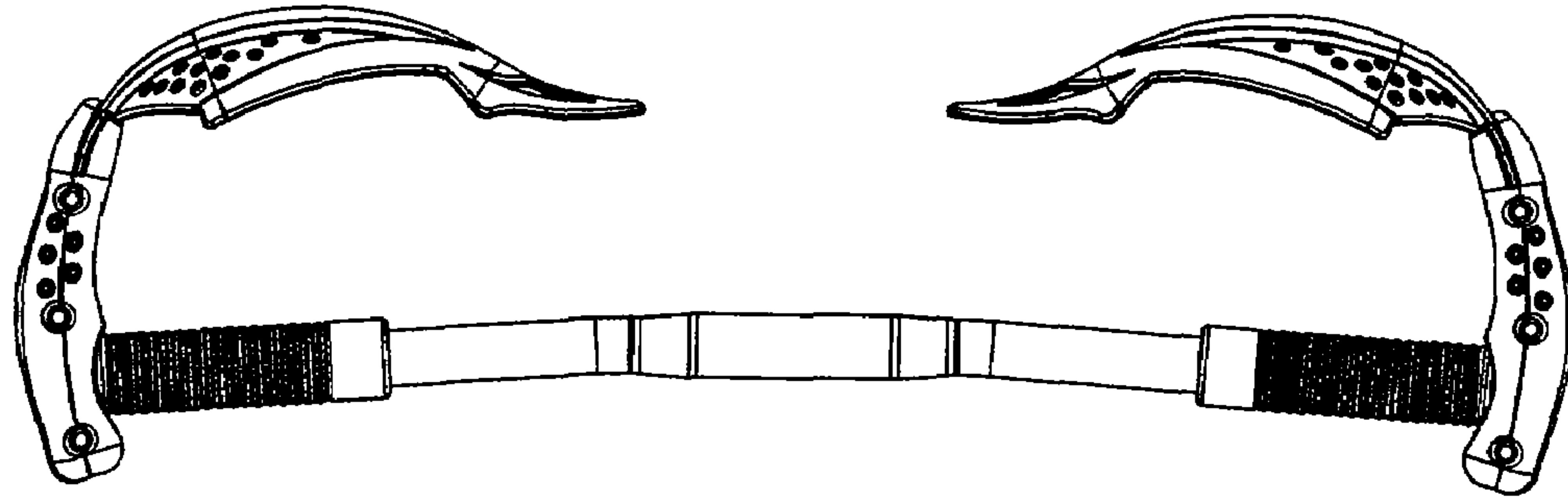


FIG. 5

