

US00D549608S

(12) **United States Design Patent**
Allin

(10) **Patent No.:** **US D549,608 S**

(45) **Date of Patent:** **** Aug. 28, 2007**

(54) **JEWELRY ELEMENT**

D417,636 S * 12/1999 Ambar D11/40

(75) Inventor: **Miyuki Allin**, Paris (FR)

D537,750 S * 3/2007 Allin D11/43

D539,690 S * 4/2007 Allin D11/43

(73) Assignee: **Cartier Creation Studio SA**, Geneva (CH)

(**) Term: **14 Years**

* cited by examiner

(21) Appl. No.: **29/266,286**

Primary Examiner—Ralf Seifert

(74) *Attorney, Agent, or Firm*—Kalow & Springut LLP

(22) Filed: **Sep. 18, 2006**

(57) **CLAIM**

(30) **Foreign Application Priority Data**

Mar. 21, 2006 (EM) 000498852-0002

The ornamental design for a jewelry element, as shown and described.

(51) **LOC (8) Cl.** **11-01**

(52) **U.S. Cl.** **D11/89**

(58) **Field of Classification Search** D11/1-2,
D11/7, 40-44, 46-49, 53, 56-57, 59-61,
D11/63, 65, 79-83, 86-87, 89-90, 99, 91-92,
D11/101, 106, 114-116, 200-201; 63/1.11,
63/18-20; D3/207-211

DESCRIPTION

See application file for complete search history.

FIG. 1 is a top view of a jewelry element.

FIG. 2 is a perspective view thereof.

FIG. 3 is a left side view thereof.

FIG. 4 is a right side view thereof; and,

FIG. 5 is a bottom view thereof.

(56) **References Cited**

U.S. PATENT DOCUMENTS

D312,429 S * 11/1990 Rinck D11/85

1 Claim, 1 Drawing Sheet

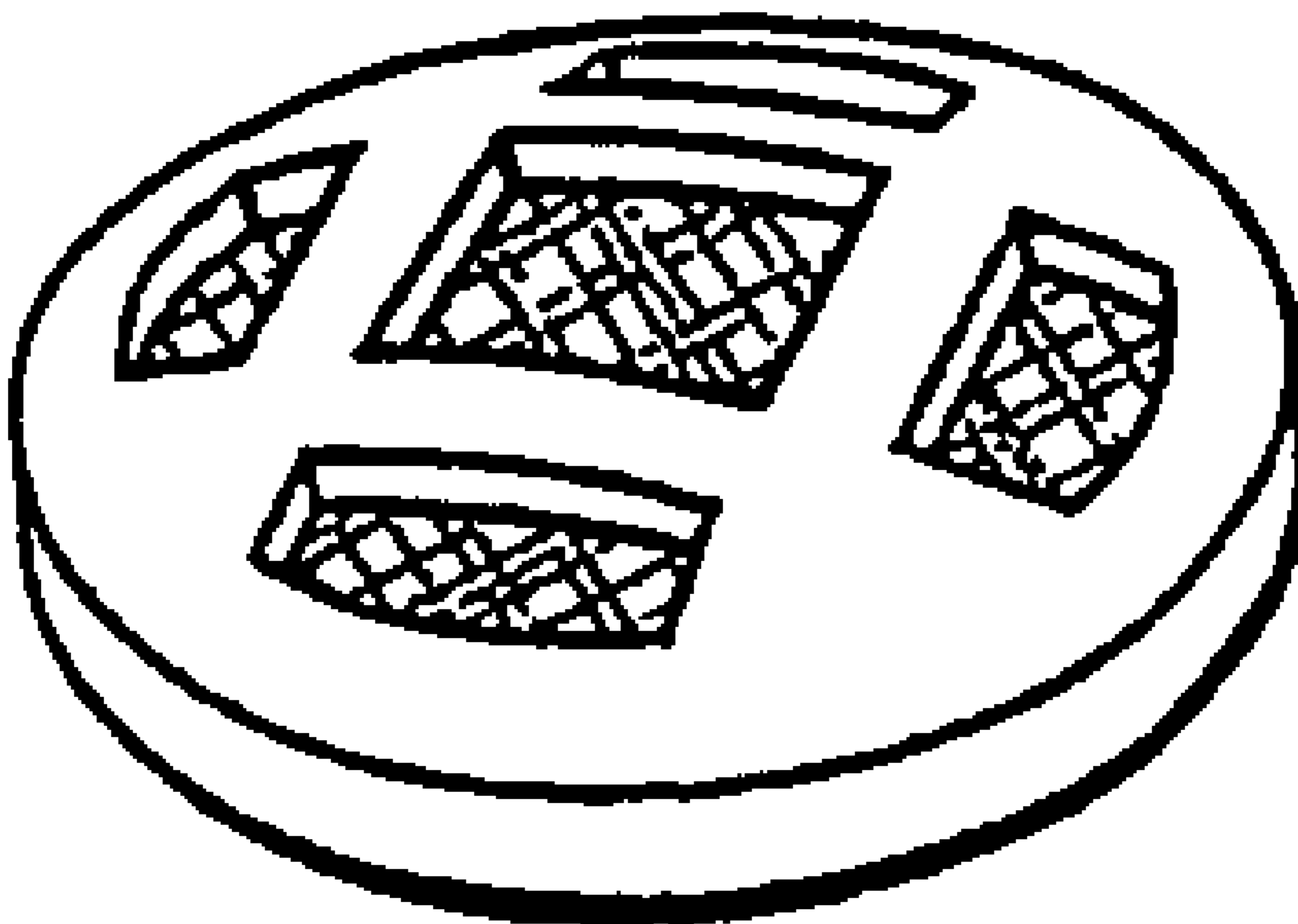


Figure 1

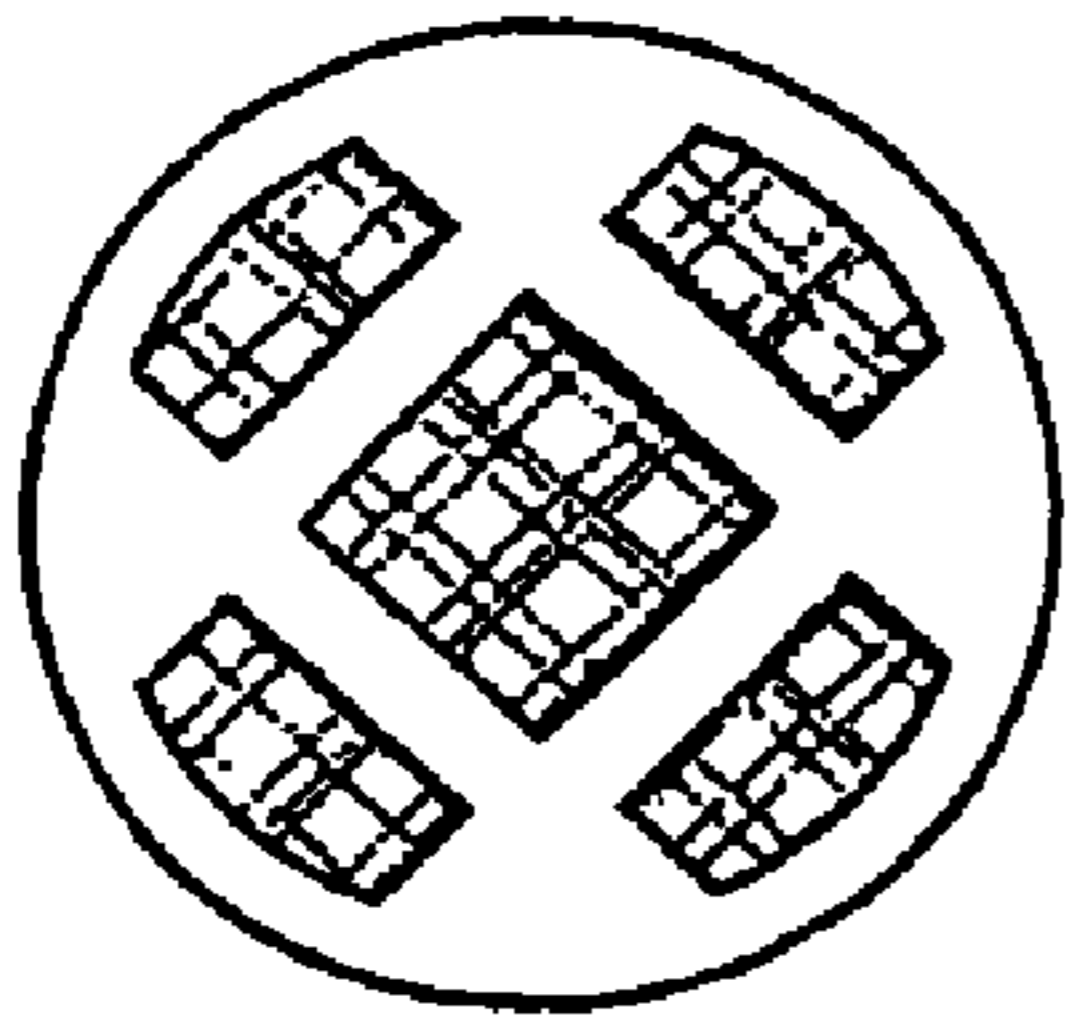


Figure 2

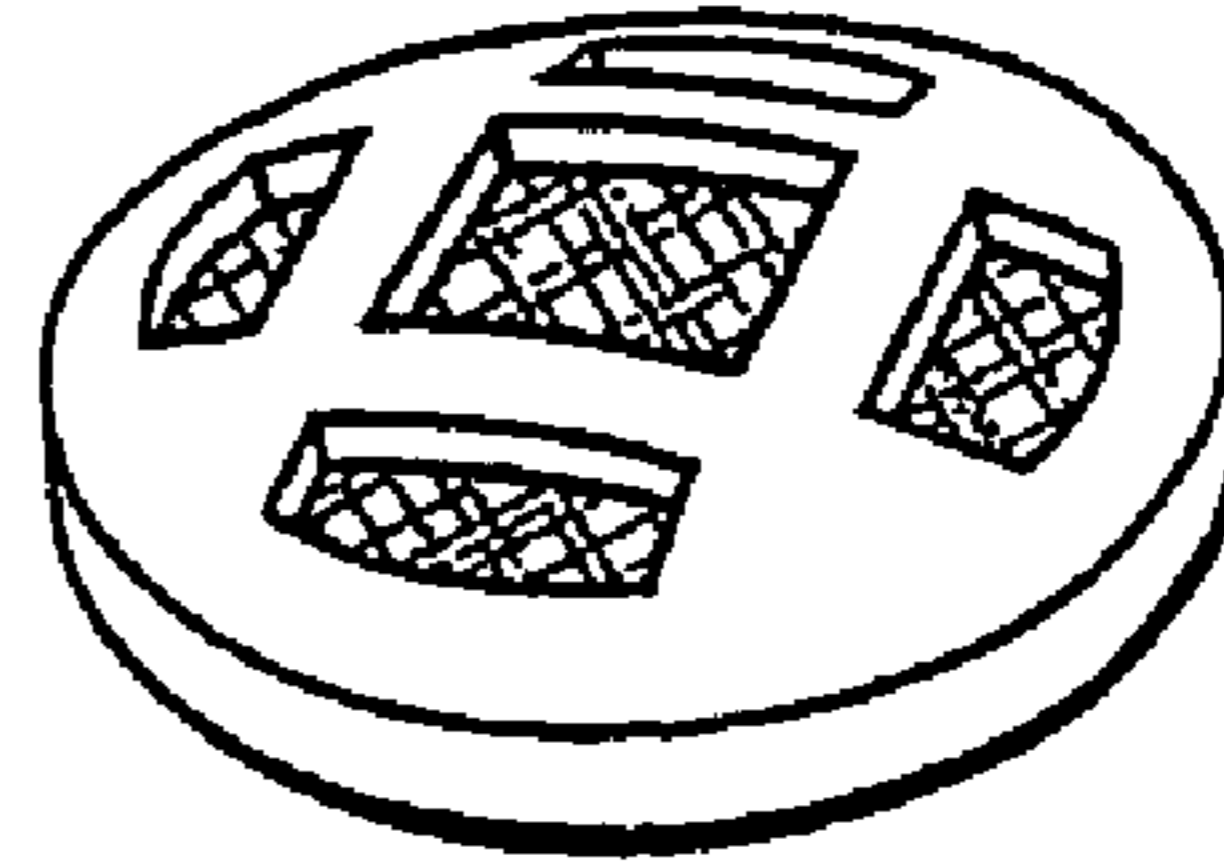


Figure 3



Figure 4



Figure 5

