

US00D549604S

(12) **United States Design Patent** (10) **Patent No.:** **US D549,604 S**
Barmes et al. (45) **Date of Patent:** **** Aug. 28, 2007**

(54) **HANGING POSTAL SCALE** 6,696,650 B2 * 2/2004 Muller et al. 177/148
 D502,657 S 3/2005 Liao
 D526,918 S 8/2006 Barmes et al.
 (76) Inventors: **Dustin P. Barmes**, 1171 N. Atkinson Rd., Vincennes, IN (US) 47591;
Gregory P. Barmes, 1171 N. Atkinson Rd., Vincennes, IN (US) 47591; **Nathan L. Barmes**, 145 Daleview Dr., Vincennes, IN (US) 47591
 7,173,197 B1 * 2/2007 Kasperek 177/131
 7,180,015 B2 * 2/2007 Hudson 177/131

* cited by examiner

Primary Examiner—Antoine D. Davis
 (74) *Attorney, Agent, or Firm*—Brinks Hofer Gilson & Lione

(**) Term: **14 Years**

(21) Appl. No.: **29/271,683**

(57) **CLAIM**

(22) Filed: **Jan. 24, 2007**

The ornamental design for hanging postal scale, as shown and described.

(51) **LOC (8) Cl.** **10-04**

(52) **U.S. Cl.** **D10/89**

(58) **Field of Classification Search** D10/91–92;
 177/131, 148, 245; 211/17, 22; 269/86
 See application file for complete search history.

DESCRIPTION

FIG. 1 is a front elevation view of a hanging postal scale of the present invention.

FIG. 2 is a back elevation view of the scale shown in FIG. 1.

FIG. 3 is an elevation view from the right side of FIG. 1.

FIG. 4 is an elevation view from the left side of FIG. 1.

FIG. 5 is a bottom plan view of the scale shown in FIG. 1 with the chain and clasp removed.

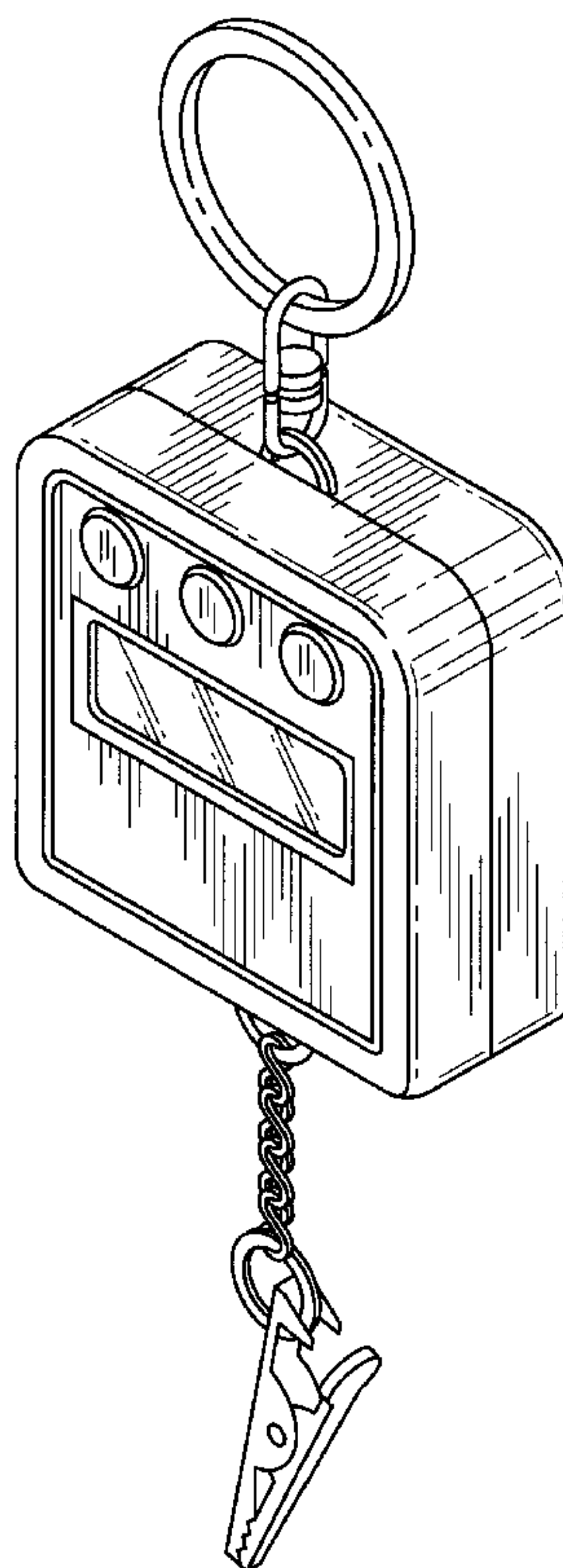
FIG. 6 is a top plan view of the scale shown in FIG. 1; and, FIG. 7 is a perspective view of the scale as viewed from the upper right of FIG. 1.

(56) **References Cited**

U.S. PATENT DOCUMENTS

4,660,666	A	4/1987	Reder et al.	
4,936,399	A	6/1990	Christman et al.	
D331,712	S	12/1992	Scribner	
5,545,855	A	8/1996	Stanfield et al.	
D409,106	S	5/1999	Stanfield et al.	
5,986,222	A	11/1999	Helberg	
D423,964	S	5/2000	Gander et al.	
D458,858	S	6/2002	Thadani	
6,608,261	B2 *	8/2003	Thadani	177/126

1 Claim, 5 Drawing Sheets



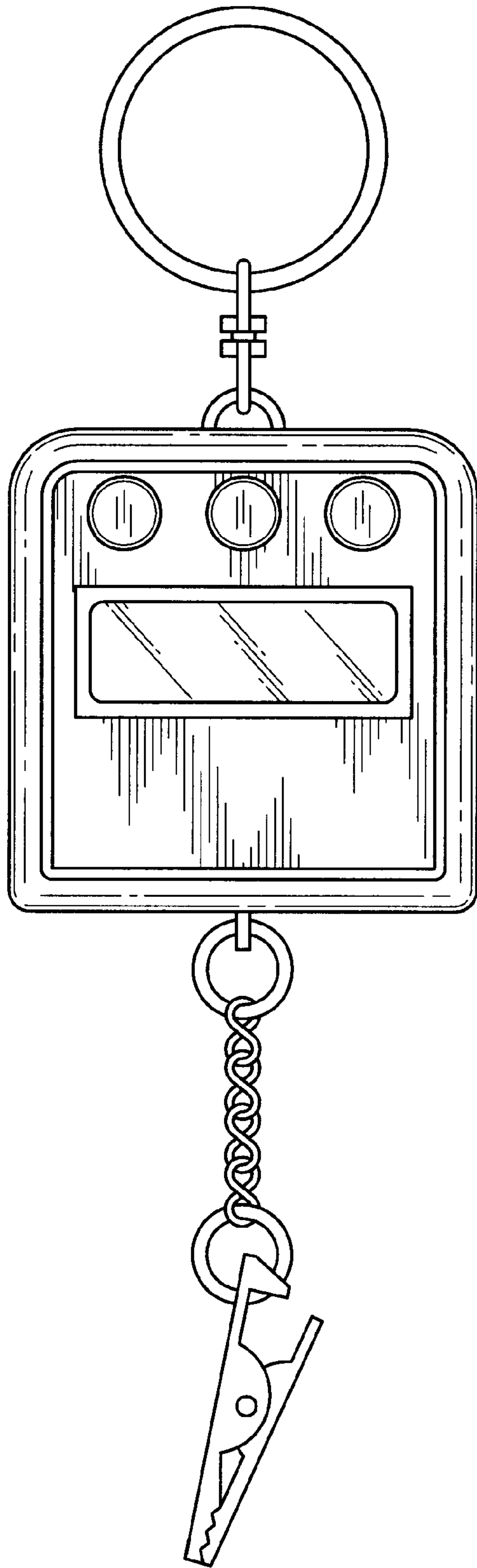


Fig. 1

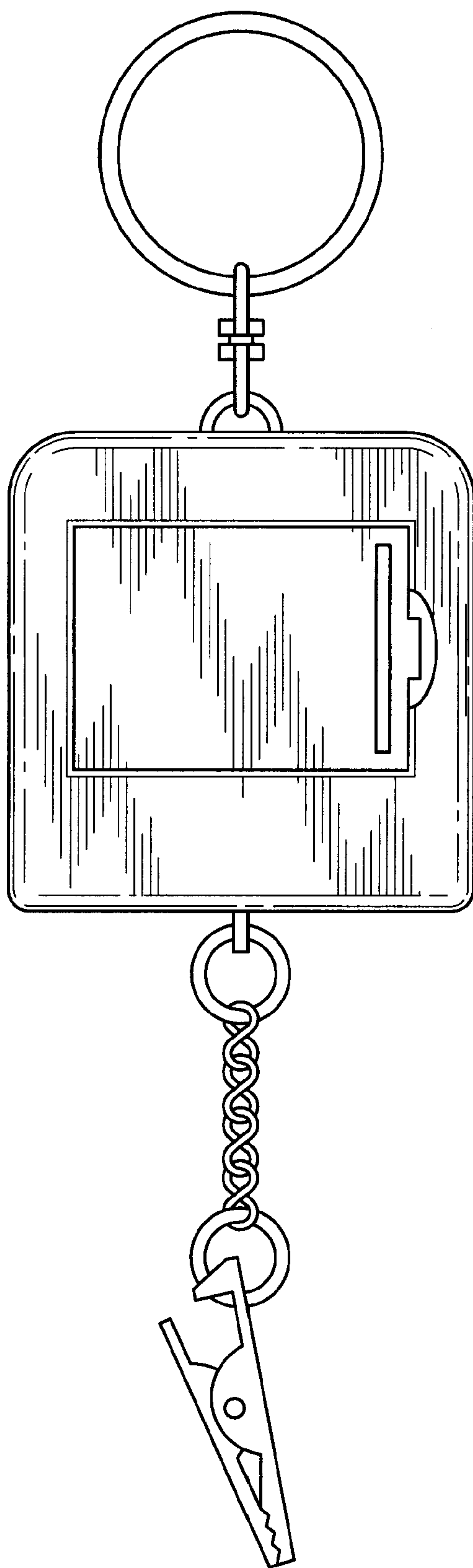


Fig. 2

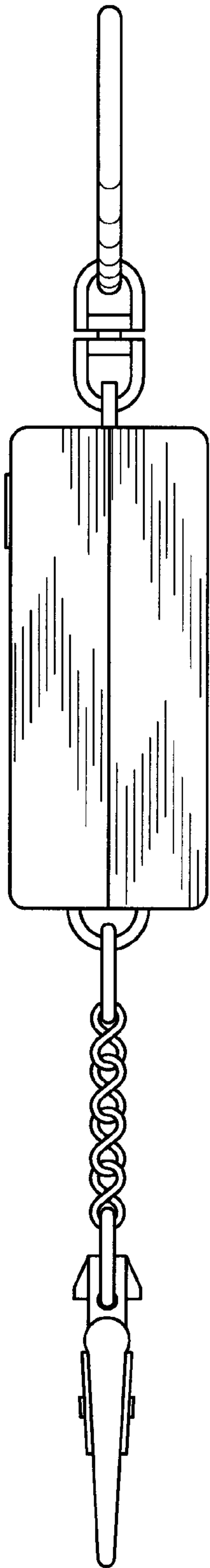


Fig. 3

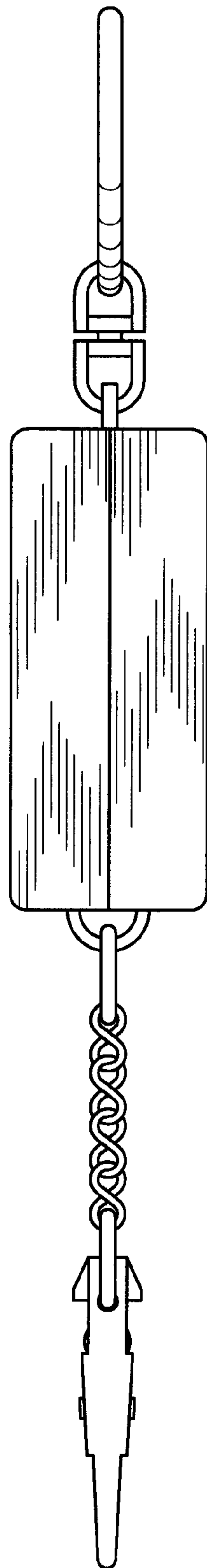


Fig. 4

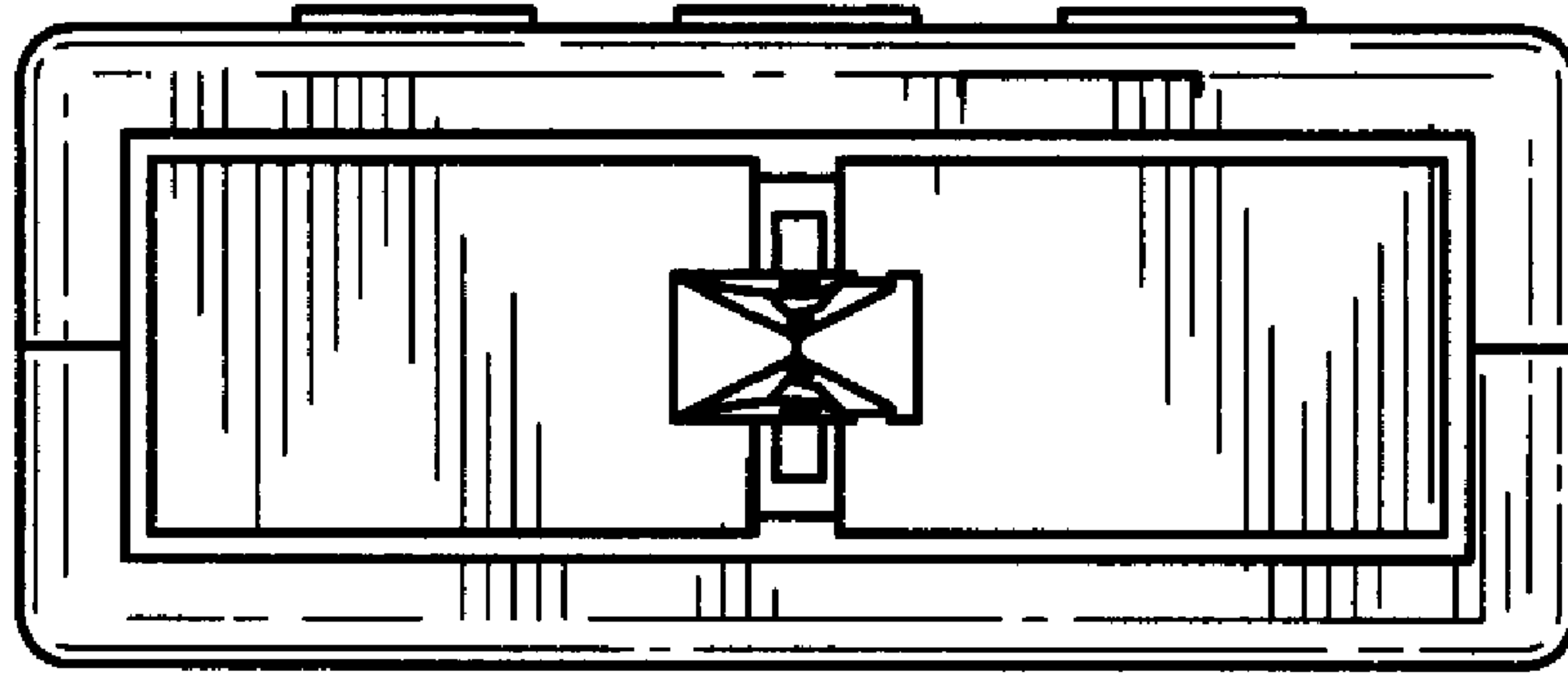


Fig. 5

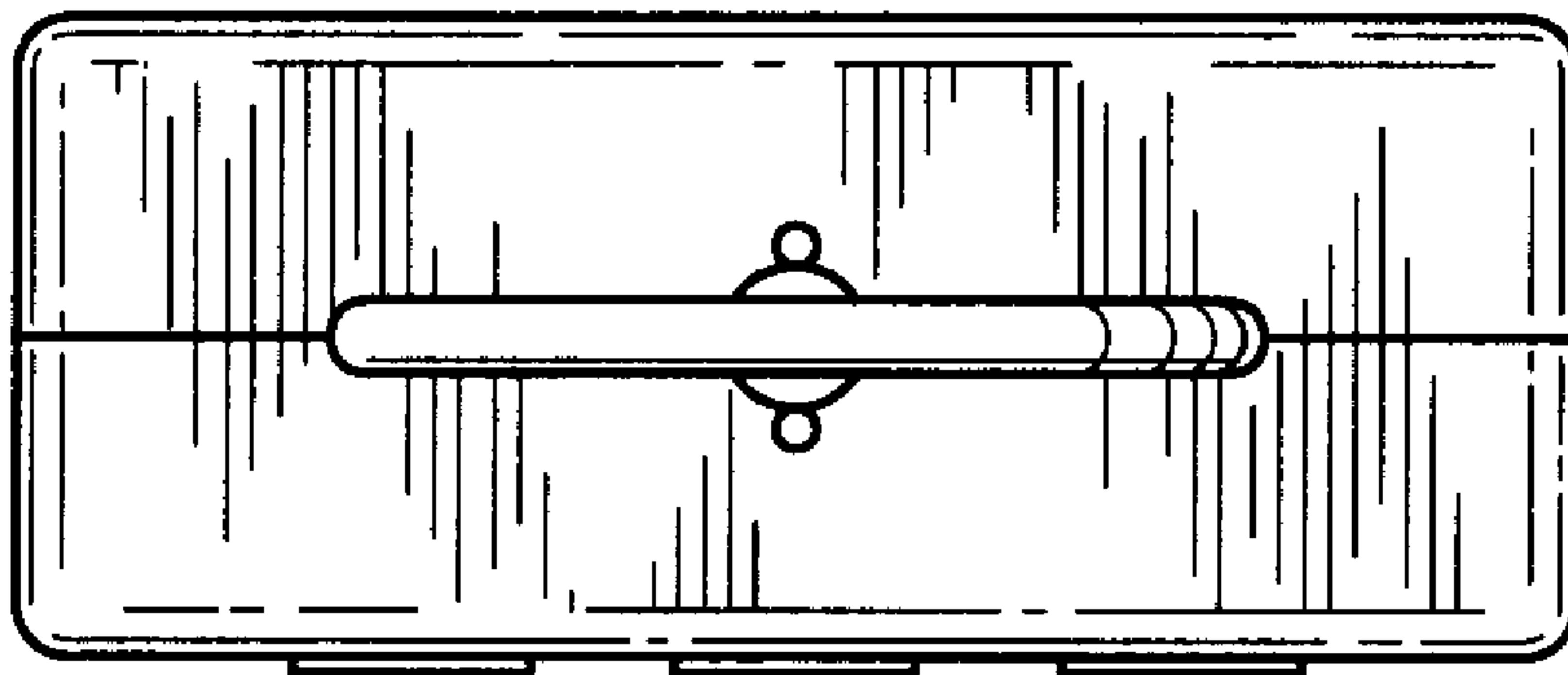


Fig. 6

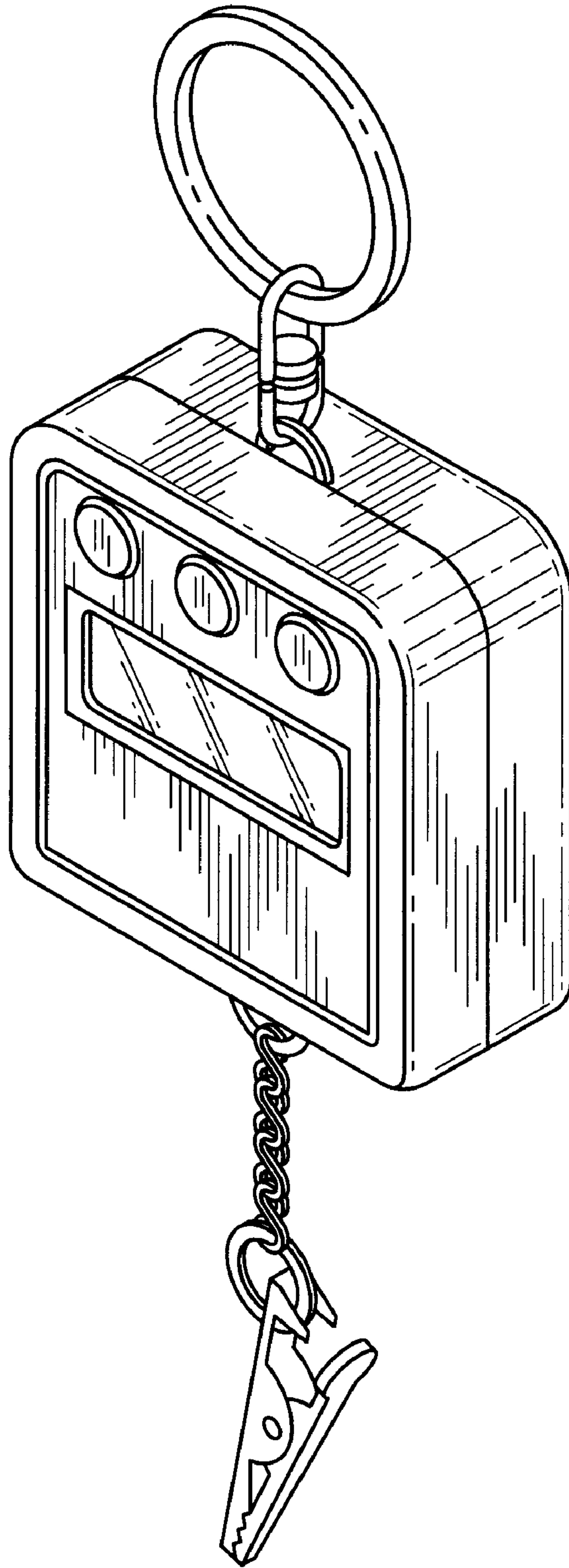


Fig. 7