

US00D549598S

(12) **United States Design Patent**
Yoshikawa

(10) **Patent No.:** **US D549,598 S**

(45) **Date of Patent:** **** Aug. 28, 2007**

(54) **WRIST WATCH**

(75) Inventor: **Shigeki Yoshikawa**, Yokohama (JP)

(73) Assignee: **Citizen Holdings Co., Ltd.** (JP)

(**) Term: **14 Years**

(21) Appl. No.: **29/262,884**

(22) Filed: **Jul. 13, 2006**

(51) **LOC (8) Cl.** **10-02**

(52) **U.S. Cl.** **D10/32**

(58) **Field of Classification Search** D10/30-39,
D10/123-127; 368/276, 285, 281-283, 308,
368/223, 228, 232, 28, 21-27; D11/12; 224/164;
63/3, 3.1, 4

See application file for complete search history.

(56) **References Cited**

U.S. PATENT DOCUMENTS

2,575,207	A *	11/1951	Bryzek	63/5.1
3,379,004	A *	4/1968	Lee	368/27
D221,789	S *	9/1971	Kolbrener	D10/39
3,675,411	A *	7/1972	Sakuma	368/27
D327,851	S *	7/1992	Besson	D10/39
5,745,440	A *	4/1998	Chen	368/27
D404,319	S *	1/1999	Deleskiewicz	D10/32

D415,043	S *	10/1999	Fichter	D10/39
D415,696	S *	10/1999	Bodino	D10/32
D502,413	S *	3/2005	Sugiura et al.	D10/39
D518,743	S *	4/2006	Sugiura et al.	D10/32
D526,574	S *	8/2006	Plange	D10/32
D530,226	S *	10/2006	Senggen et al.	D10/32

* cited by examiner

Primary Examiner—Lucy Lieberman

(74) *Attorney, Agent, or Firm*—Banner & Witcoff, Ltd.

(57) **CLAIM**

The ornamental design for a wrist watch, as shown and described

DESCRIPTION

FIG. 1 is a perspective view,
FIG. 2 is a front elevational view thereof,
FIG. 3 is a rear elevational view thereof,
FIG. 4 is a right side elevation view thereof,
FIG. 5 is a left side elevation view thereof,
FIG. 6 is a top plan view thereof; and,
FIG. 7 is a bottom plan view thereof.

1 Claim, 3 Drawing Sheets




FIG. 1



FIG. 3



FIG. 2



FIG. 4

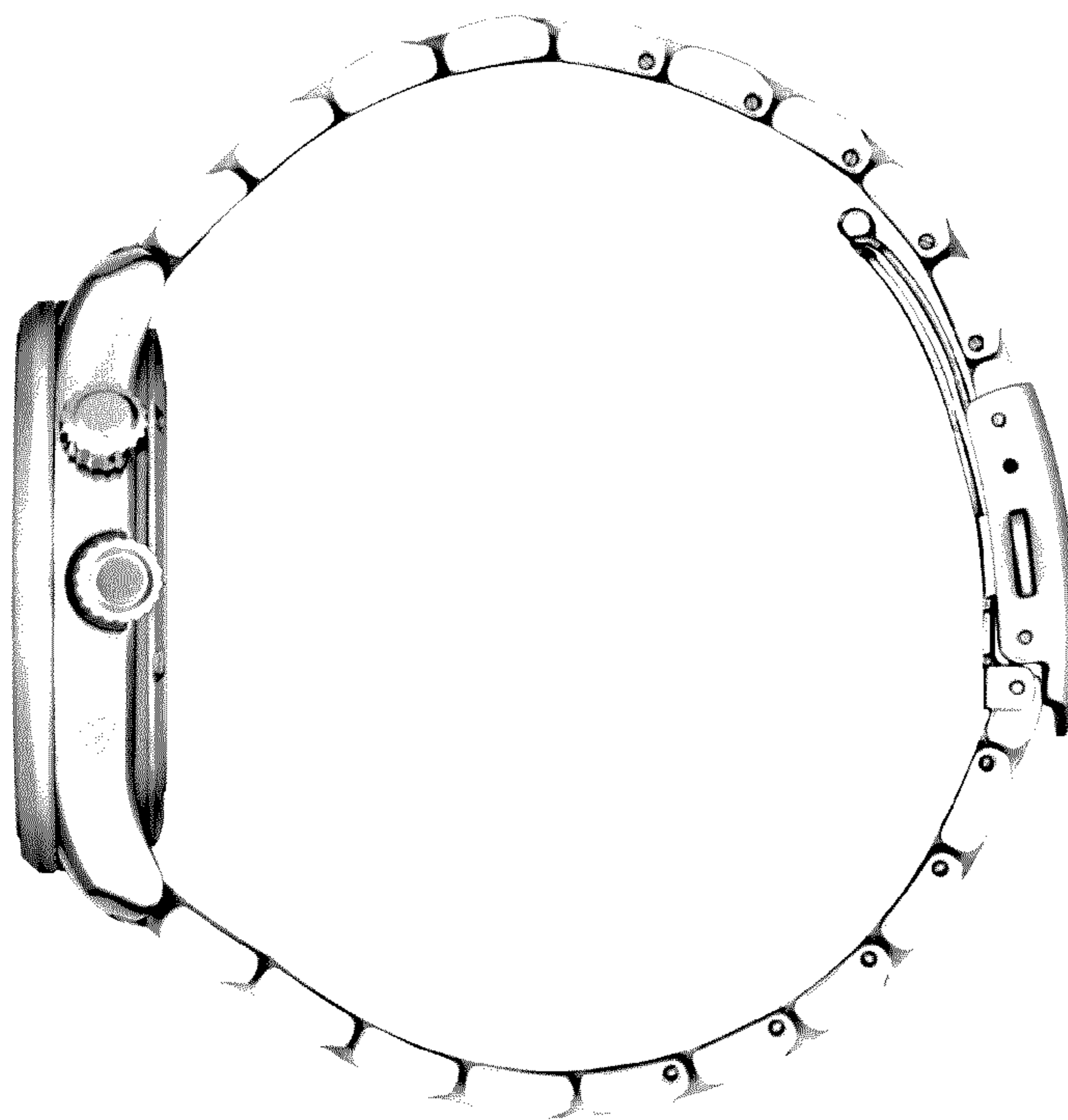


FIG. 5

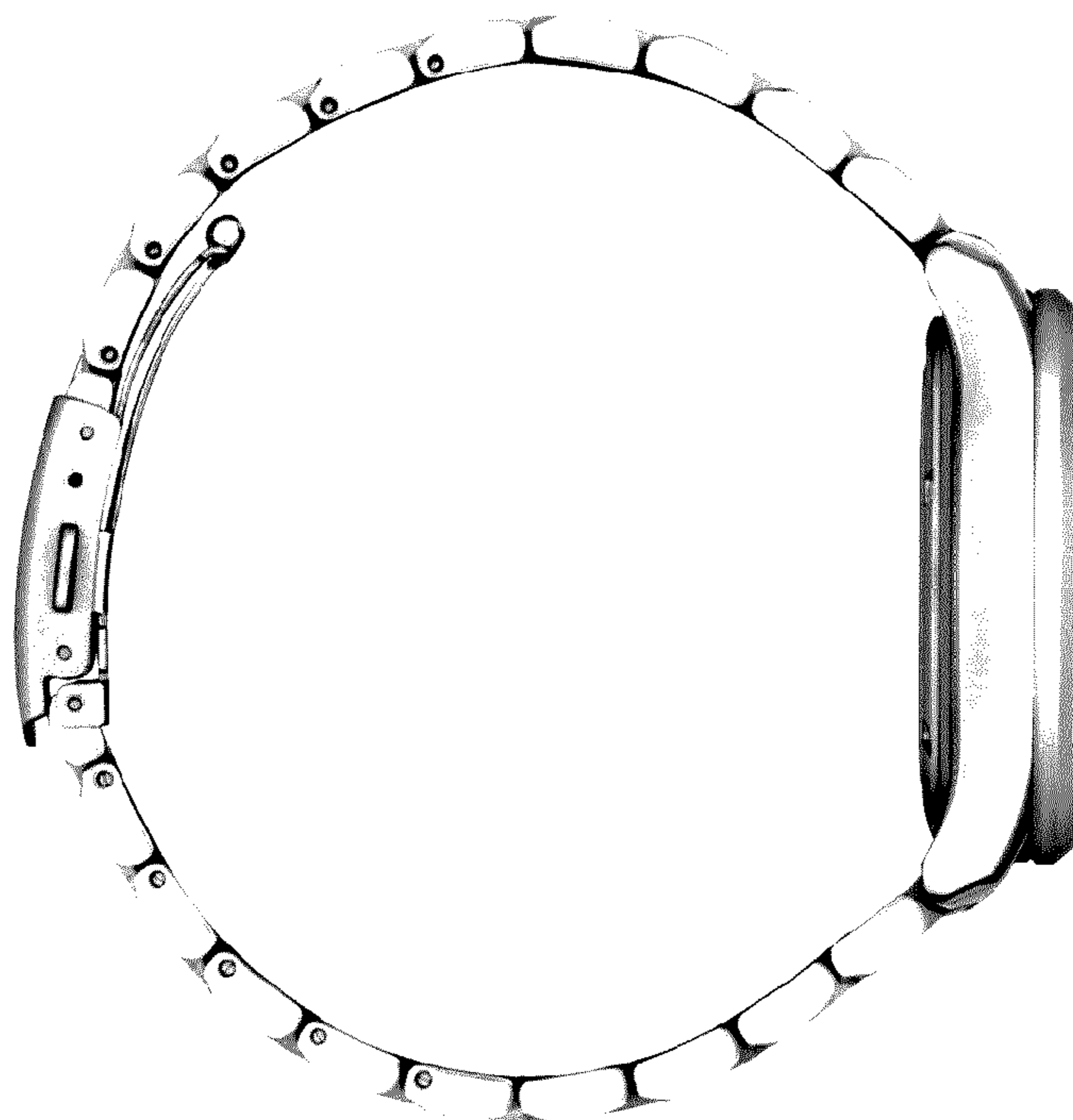


FIG. 7



FIG. 6

