

US00D549572S

(12) **United States Design Patent**
Althouse et al.

(10) **Patent No.: US D549,572 S**

(45) **Date of Patent: ** Aug. 28, 2007**

(54) **PACKAGING**

(75) Inventors: **Rickie Althouse**, Scottsdale, AZ (US);
David Hunt, Cincinnati, OH (US);
Vanessa Kamerer, Scottsdale, AZ
(US); **Nancy Miller**, Cave Creek, AZ
(US)

(73) Assignee: **The Dial Corporation**, Scottsdale, AZ
(US)

(**) Term: **14 Years**

(21) Appl. No.: **29/246,071**

(22) Filed: **Jan. 19, 2006**

(51) **LOC (8) Cl.** **09-03**

(52) **U.S. Cl.** **D9/415; D9/425; D9/418**

(58) **Field of Classification Search** D9/414-433,
D9/457, 701, 341-348, 730-762, 304, 227;
206/461-471, 495, 806

See application file for complete search history.

(56) **References Cited**

U.S. PATENT DOCUMENTS

D305,408 S *	1/1990	LaJoie	D9/415
D418,407 S *	1/2000	Uzawa	D9/415
D495,246 S *	8/2004	Tomassetti	D9/415
D496,267 S *	9/2004	Tomassetti	D9/415

* cited by examiner

Primary Examiner—Louis S. Zarfaz

Assistant Examiner—Susan E Krakower

(74) *Attorney, Agent, or Firm*—Snell & Wilmer LLP

(57) **CLAIM**

The ornamental design for a packaging, as shown and described.

DESCRIPTION

FIG. 1 is a perspective view of packaging showing of our new design;

FIG. 2 is a front elevational view of the packaging of FIG. 1;

FIG. 3 is a back elevational view of the packaging of FIG. 1;


FIG. 4 is a right side elevational view of the packaging of FIG. 1;

FIG. 5 is a left side elevational view of the packaging of FIG. 1;

FIG. 6 is a top plan view of the packaging of FIG. 1; and, FIG. 7 is a bottom plan view of the packaging of FIG. 1.

The broken line showing of a top opening in FIGS. 1, 2 and 3 is included for the purpose of illustrating environmental structure and forms no part of the claimed design.

1 Claim, 4 Drawing Sheets






FIG.1




FIG. 2




FIG. 3




FIG.4




FIG.5

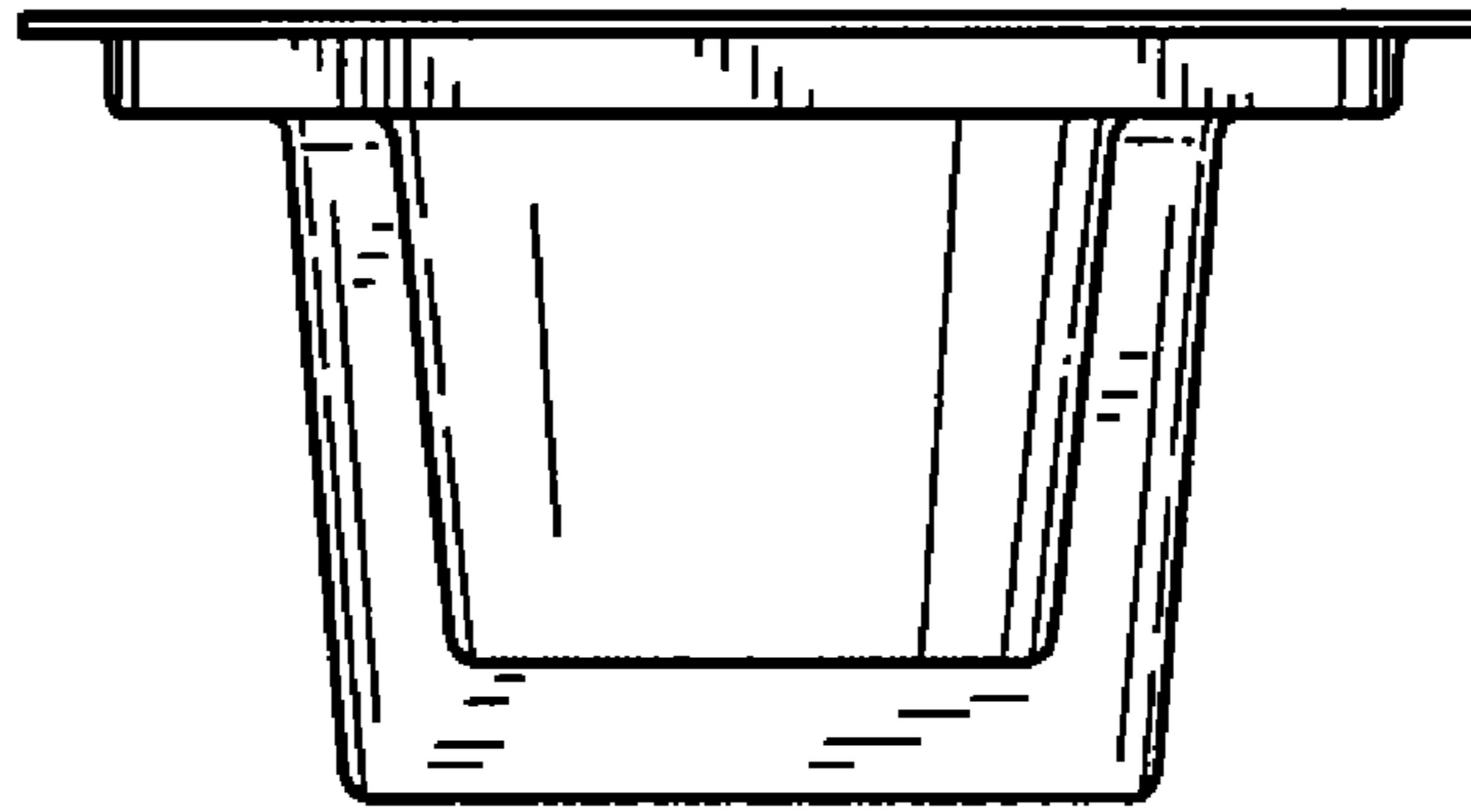


FIG. 6

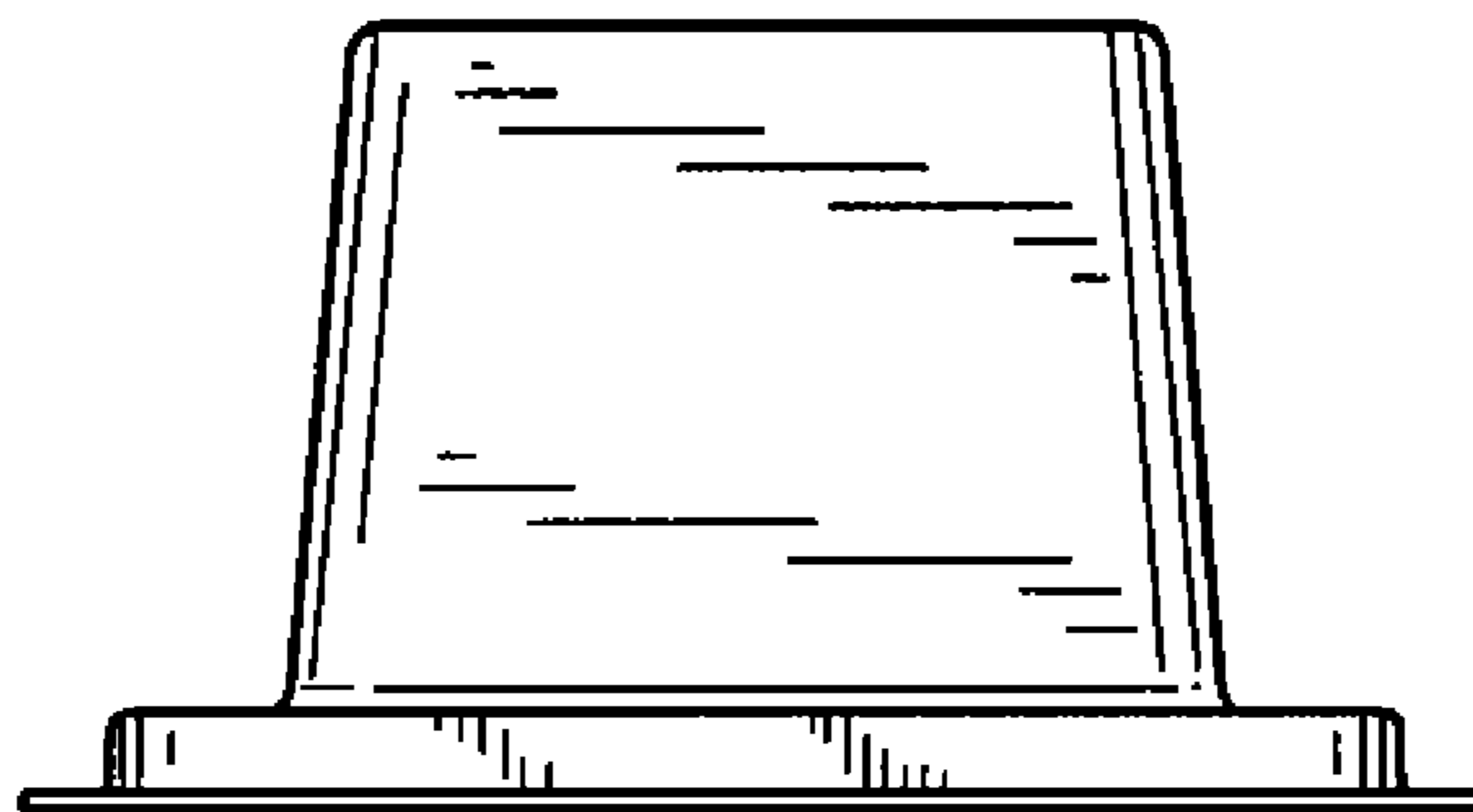


FIG. 7