



US00D549570S

(12) **United States Design Patent**
Katsuyama

(10) **Patent No.:** **US D549,570 S**

(45) **Date of Patent:** **** Aug. 28, 2007**

(54) **PACKAGE FOR A TONER CARTRIDGE**

(75) Inventor: **Goro Katsuyama**, Kanagawa (JP)

(73) Assignee: **Ricoh Company, Ltd.**, Tokyo (JP)

(**) Term: **14 Years**

(21) Appl. No.: **29/216,553**

(22) Filed: **Nov. 5, 2004**

(30) **Foreign Application Priority Data**

May 11, 2004 (JP) 2004-013755

(51) **LOC (8) Cl.** **09-03**

(52) **U.S. Cl.** **D9/414; D9/431**

(58) **Field of Classification Search** D9/414,
D9/416, 420, 424, 431, 438, 449; D18/43;
206/815, 822; 222/480; 229/112-116
See application file for complete search history.

(56) **References Cited**

U.S. PATENT DOCUMENTS

1,669,139 A * 5/1928 Martin 229/125.37
3,322,308 A * 5/1967 Foster 222/480
D301,549 S * 6/1989 Foster D9/435
D305,978 S * 2/1990 Mileos D9/697

5,785,179 A * 7/1998 Buczwinski et al. 206/494
D423,361 S * 4/2000 Negre D9/521
D456,713 S * 5/2002 Bried et al. D9/449
D457,426 S * 5/2002 Montana D9/420

* cited by examiner

Primary Examiner—Prabhakar Deshmukh

Assistant Examiner—Derrick Holland

(74) *Attorney, Agent, or Firm*—Dickstein Shapiro LLP

(57) **CLAIM**

The ornamental design for a package for a toner cartridge, as shown and described.

DESCRIPTION

FIG. 1 is a front elevation of a package for a toner cartridge according to the present invention;

FIG. 2 is a rear elevation thereof;

FIG. 3 is a top plan view thereof;

FIG. 4 is a bottom plan view thereof;

FIG. 5 is a right side elevation thereof; and,

FIG. 6 is a top, front and right side perspective view thereof.

The broken lines shown are for illustrative purposes and form no part of the claimed design.

1 Claim, 2 Drawing Sheets




FIG. 1




FIG. 2




FIG. 3



FIG. 4




FIG. 5




FIG. 6

