



US00D549564S

(12) **United States Design Patent**
Lucht

(10) **Patent No.:** **US D549,564 S**

(45) **Date of Patent:** **** Aug. 28, 2007**

(54) **FEMALE SHELF CONNECTOR FOR CORRUGATED MATERIAL**

4,389,133 A 6/1983 Oberst
4,815,734 A * 3/1989 Verhulst 248/297.21
4,929,116 A * 5/1990 Mahl 248/250
6,024,241 A * 2/2000 Keillor 229/120.34

(75) Inventor: **Wayne Lucht**, Bedford Park, IL (US)

* cited by examiner

(73) Assignee: **Midway Displays, Inc.**, Bedford Park, IL (US)

Primary Examiner—Robert M. Spear

Assistant Examiner—Susan Bennett Hattan

(**) Term: **14 Years**

(74) *Attorney, Agent, or Firm*—Leydig, Voit & Mayer, Ltd.

(21) Appl. No.: **29/239,689**

(57) **CLAIM**

(22) Filed: **Oct. 3, 2005**

The ornamental design for a female shelf connector for corrugated material, substantially as shown and described.

(51) **LOC (8) Cl.** **08-05**

(52) **U.S. Cl.** **D8/381**

(58) **Field of Classification Search** D8/381,
D8/380, 373, 349; D6/574, 572, 556, 449,
D6/511, 478, 492; 248/300, 298.1, 250,
248/247, 243, 236, 235, 222.21-61, 214,
248/208, 301, 297.21; 108/152, 108; 312/408,
312/404; 229/120.07-34

See application file for complete search history.

DESCRIPTION

FIG. 1 is a front perspective view of a female shelf connector for corrugated material showing my new design;

FIG. 2 is a front elevational view thereof;

FIG. 3 is a right side elevational view thereof, the left side (not shown) being a mirror image thereof;

FIG. 4 is a rear elevational view thereof;

FIG. 5 is a top plan view thereof; and,

FIG. 6 is a bottom plan view thereof.

(56) **References Cited**

U.S. PATENT DOCUMENTS

2,103,106 A * 12/1937 Yurkovitch 248/201

1 Claim, 1 Drawing Sheet




FIG. 1

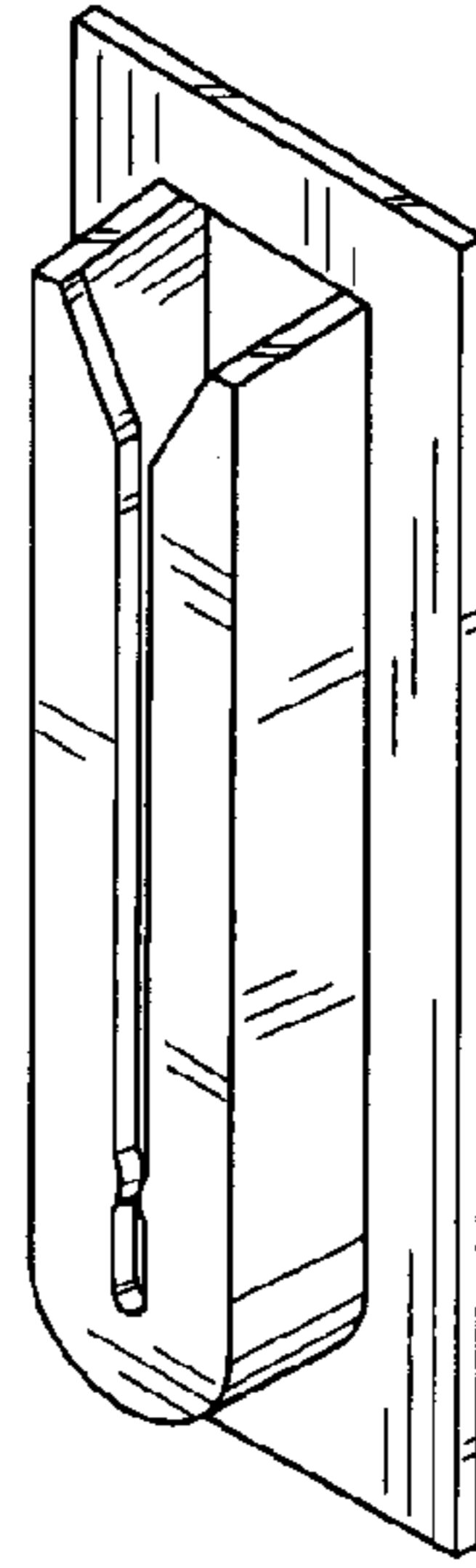


FIG. 5

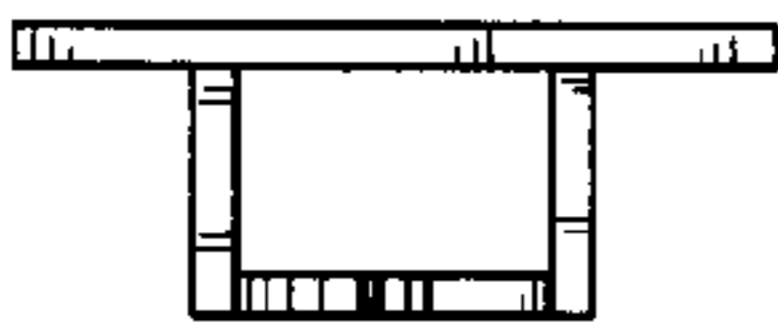


FIG. 2

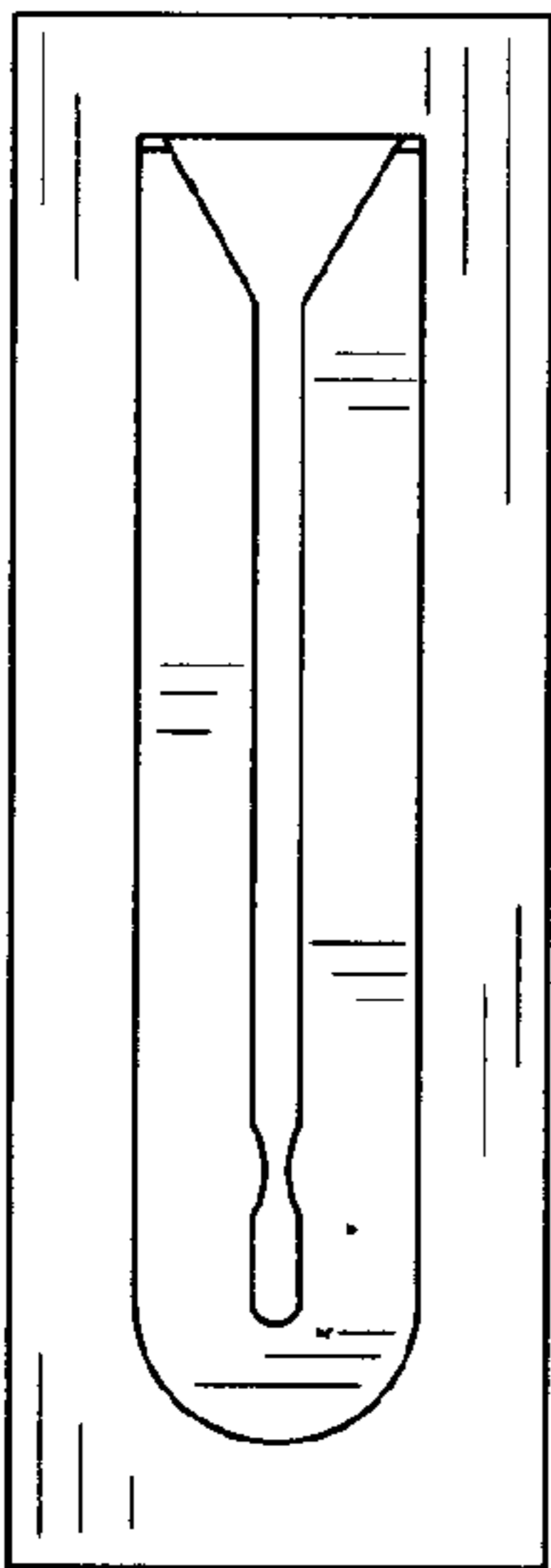


FIG. 3




FIG. 4

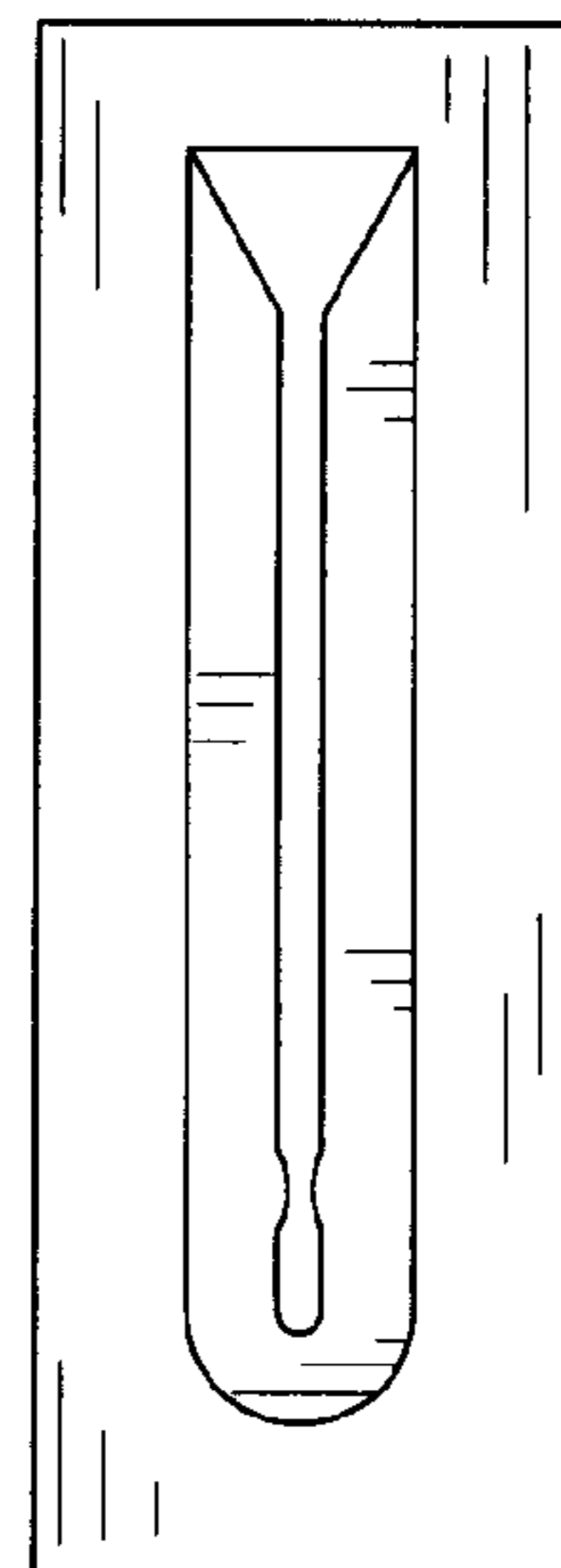


FIG. 6

