



US00D549563S

(12) **United States Design Patent**
Browne et al.

(10) **Patent No.: US D549,563 S**

(45) **Date of Patent: ** Aug. 28, 2007**

- (54) **SLOTWALL HANGER BRACKET**
- (75) Inventors: **Jeffrey M. Browne**, Benton Harbor, MI (US); **Wyatt A. Cline**, Niles, MI (US); **Peter DallePezze**, St. Joseph, MI (US)
- (73) Assignee: **Whirlpool Corporation**, Benton Harbor, MI (US)
- (**) Term: **14 Years**

| | | | |
|--------------|---------|-----------------|------------|
| 5,944,294 A | 8/1999 | Baer | 248/220.43 |
| 6,050,426 A | 4/2000 | Leurdijk | 211/94.01 |
| 6,119,878 A | 9/2000 | Zen | 211/94.01 |
| D436,311 S | 1/2001 | Edvardsson | D8/382 |
| D455,641 S | 4/2002 | Trifilio | D8/354 |
| D470,395 S | 2/2003 | Valiulis et al. | D8/73 |
| D494,842 S * | 8/2004 | Perkins et al. | D8/354 |
| D511,677 S * | 11/2005 | DeBiasio et al. | D8/366 |

- (21) Appl. No.: **29/224,923**
- (22) Filed: **Mar. 8, 2005**

- (51) **LOC (8) Cl. 08-05**
 - (52) **U.S. Cl. D8/373**
 - (58) **Field of Classification Search** D8/354,
D8/363, 373; 248/220.41, 220.42, 220.43,
248/220.21; 211/94.01
- See application file for complete search history.

FOREIGN PATENT DOCUMENTS

| | | |
|----|---------|--------|
| CH | 600828 | 6/1978 |
| EP | 271651 | 6/1988 |
| GB | 2129463 | 5/1984 |

* cited by examiner

Primary Examiner—Holly H. Baynham
(74) *Attorney, Agent, or Firm*—Robert O. Rice; Stephen Krefman; John F. Colligan

(56) **References Cited**

U.S. PATENT DOCUMENTS

| | | | |
|---------------|---------|-------------------|------------|
| 1,959,266 A * | 5/1934 | Finnegan | 361/814 |
| 2,102,082 A | 12/1937 | Lucke | 4/173 |
| 2,974,918 A | 3/1961 | Voigtlander | 248/201 |
| 2,991,968 A * | 7/1961 | Lydard | 248/220.42 |
| 3,724,792 A * | 4/1973 | Thalenfeld | 248/220.41 |
| 3,964,712 A | 6/1976 | Staudte, Jr. | 248/223 |
| 4,303,217 A | 12/1981 | Garfinkle | 248/222.1 |
| 4,352,478 A | 10/1982 | Loew | 248/221.3 |
| 4,509,648 A | 4/1985 | Govang et al. | 211/70 |
| 4,583,706 A | 4/1986 | Whitehouse et al. | 248/251 |
| 4,591,058 A | 5/1986 | Amstutz et al. | 211/94 |
| 4,607,753 A | 8/1986 | Radek | 211/87 |
| 4,618,192 A | 10/1986 | Kelley | 312/245 |
| 4,629,076 A | 12/1986 | Amstutz et al. | 211/94 |
| 4,666,799 A * | 5/1987 | Runquist et al. | 429/101 |
| 4,678,151 A | 7/1987 | Radek | 248/220.2 |
| D314,329 S | 2/1991 | Kemp | D8/381 |
| 5,029,789 A | 7/1991 | Nourry et al. | 248/225.1 |
| 5,101,989 A | 4/1992 | Jones | 211/94 |
| 5,109,992 A | 5/1992 | Miller | 211/59.1 |
| 5,375,802 A | 12/1994 | Branham, II | 248/231.4 |
| 5,871,115 A | 2/1999 | Kohn | 220/485 |
| 5,871,188 A | 2/1999 | Lyle | 248/223.51 |

(57) **CLAIM**

The ornamental design for a slotwall hanger bracket, as shown and described.

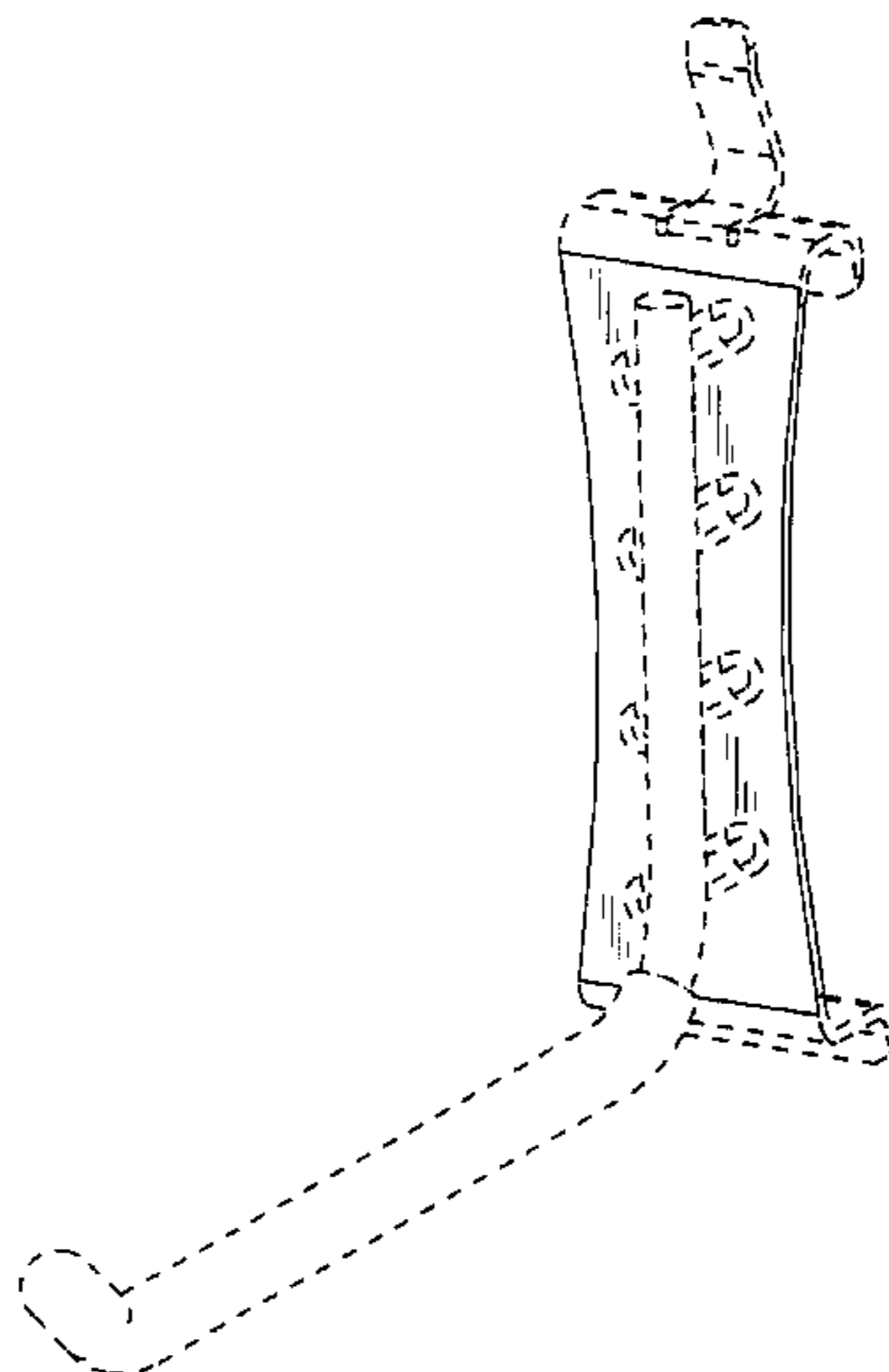
DESCRIPTION

FIG. 1 is a right front perspective view of the design of the hanger bracket;
 FIG. 2 is a front elevational view thereof;
 FIG. 3 is a rear elevational view thereof;
 FIG. 4 is a right side elevational view thereof, the left side elevational view being a mirror image;
 FIG. 5 is a top plan view thereof; and,
 FIG. 6 is a bottom plan view thereof.

Those portions of the hanger bracket in broken lines, specifically the surfaces of the hanger bracket that extend back from the body of the hanger bracket from the top and bottom edges of the hanger bracket and the raised pattern on the body are for illustrative purposes only and forms no part of the claimed design.

The broken line showing of a hook in FIGS. 1–6 on the front of the hanger bracket shows an example of an environmental structure that can be attached to the hanger bracket in use and is shown for illustrative purposes only forms no part of the claimed design.

1 Claim, 4 Drawing Sheets



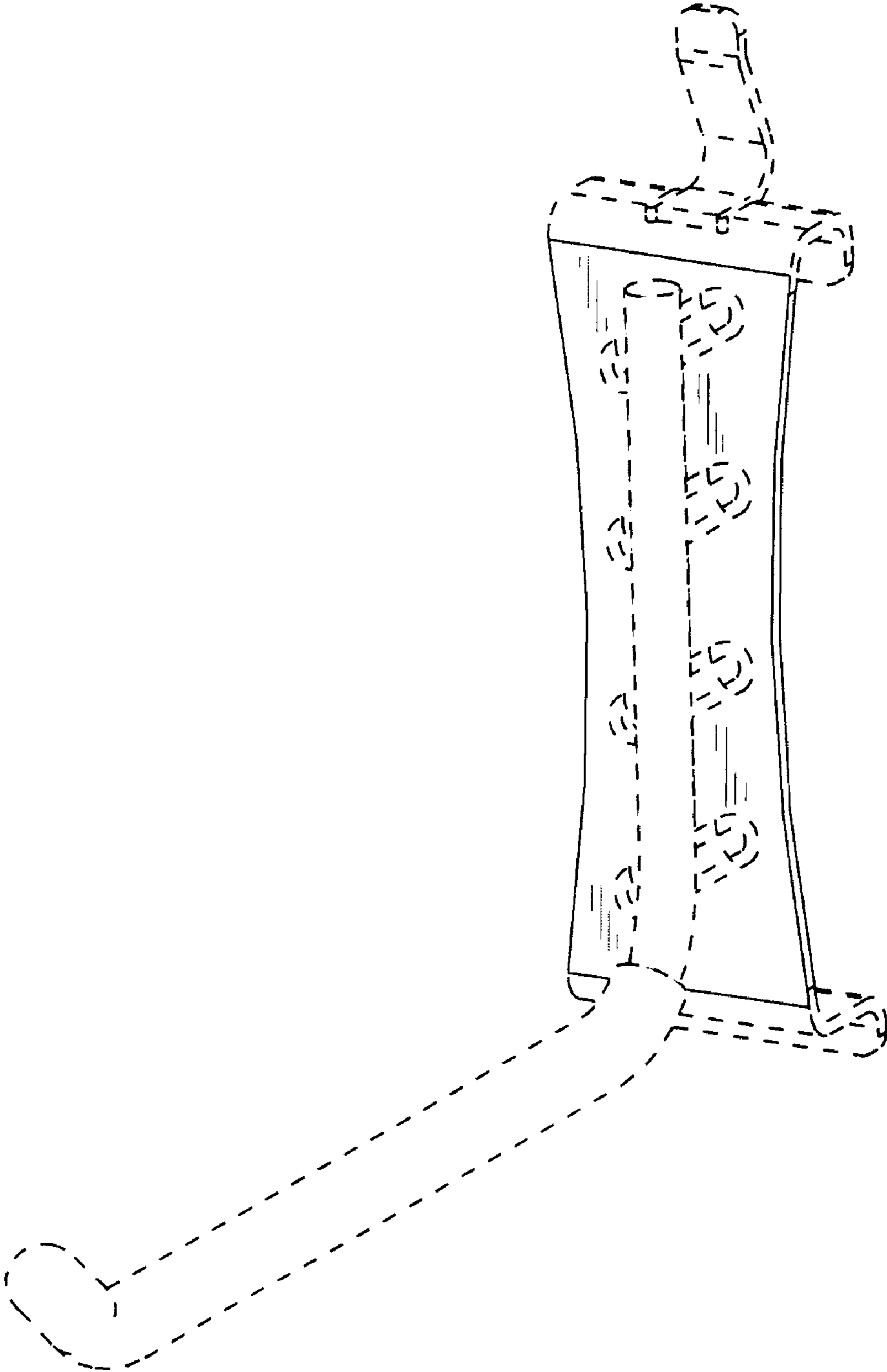


Fig. 1

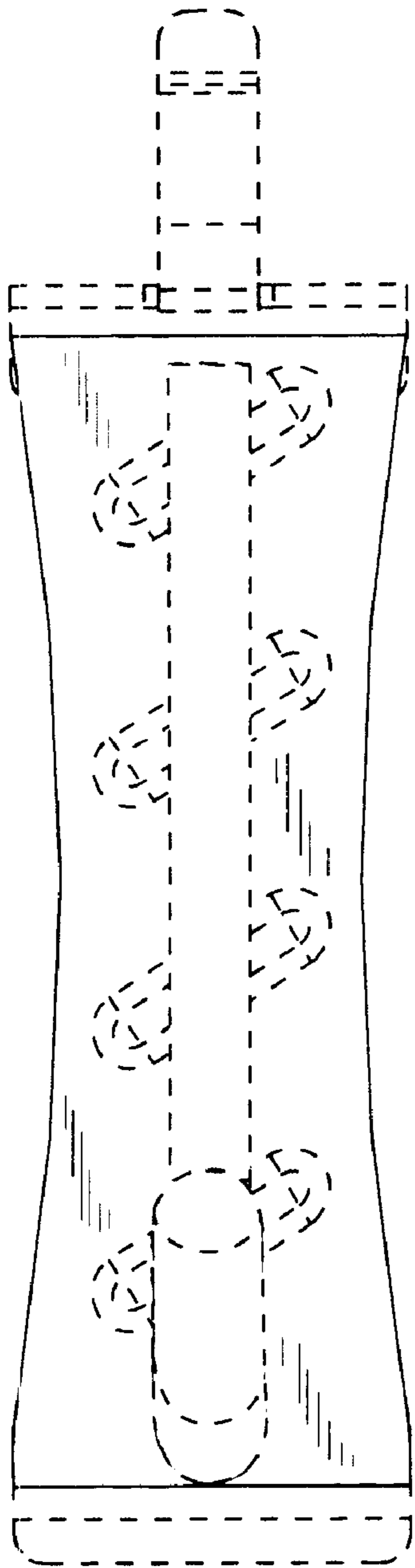


Fig. 2

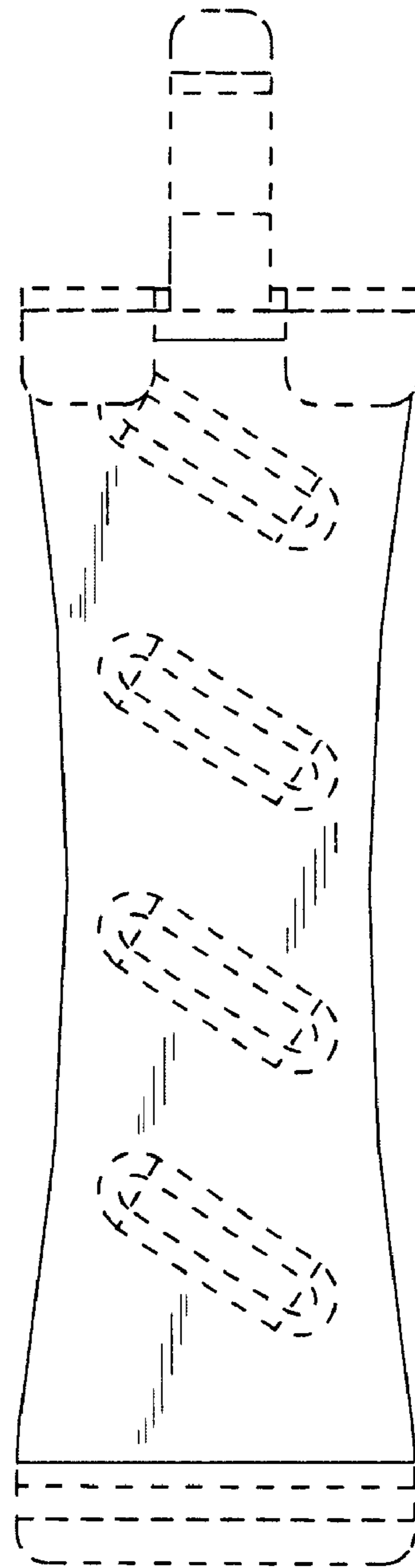


Fig. 3

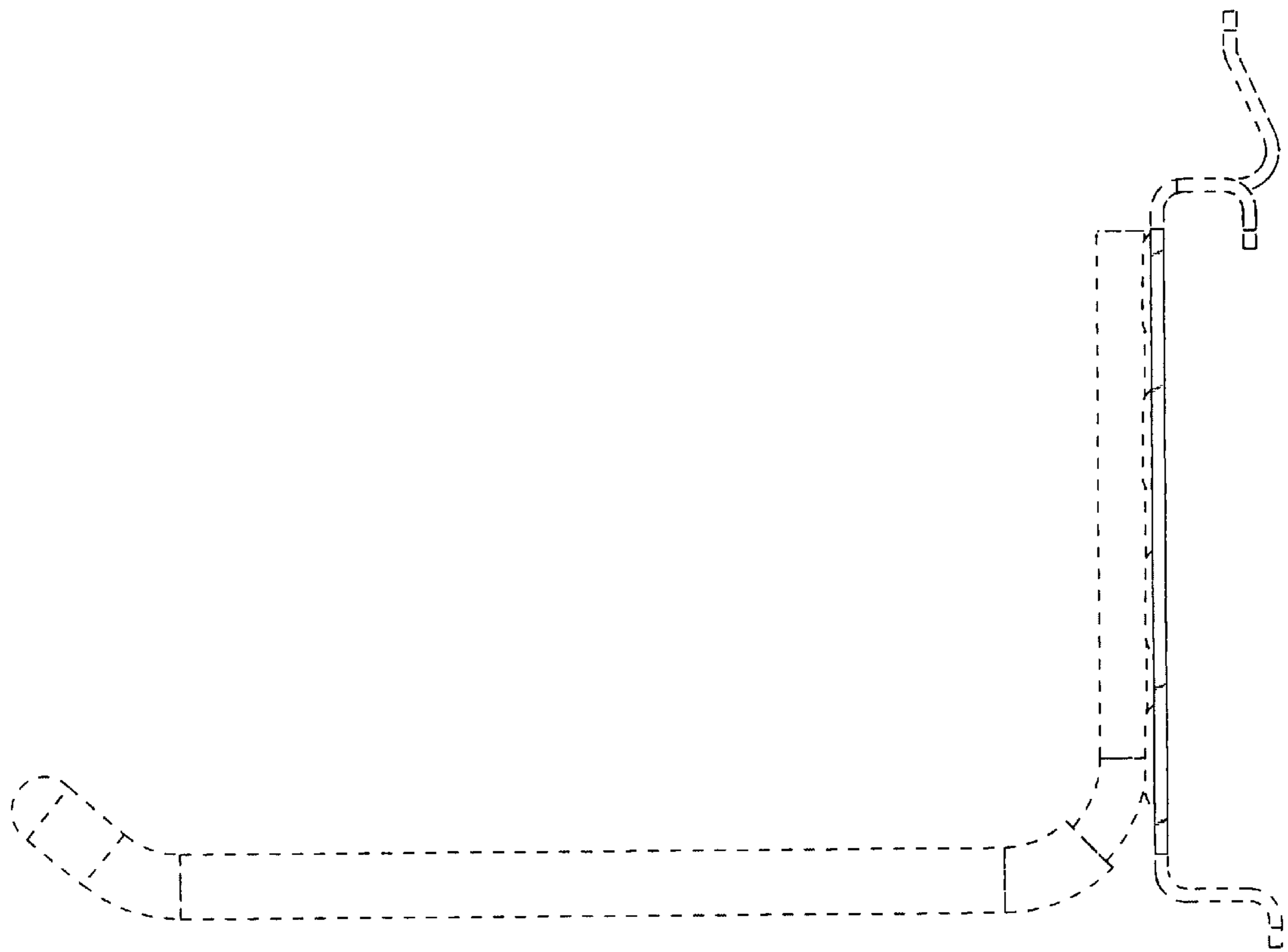


Fig. 4

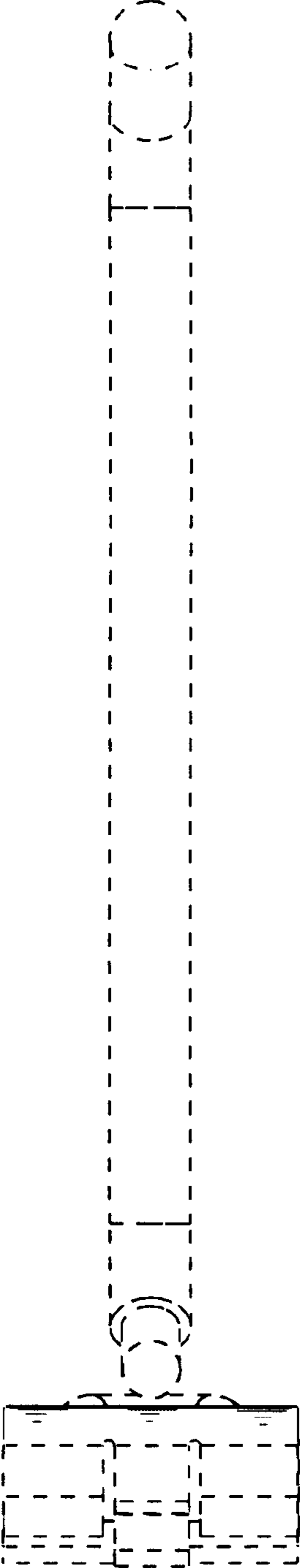


Fig. 5

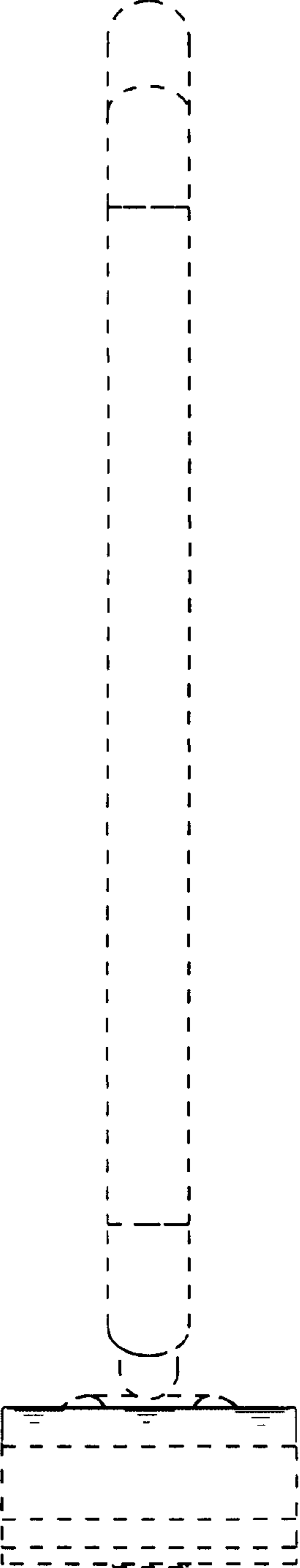


Fig. 6