

US00D549559S

(12) **United States Design Patent**
Polano et al.

(10) **Patent No.:** **US D549,559 S**
(45) **Date of Patent:** **** Aug. 28, 2007**

(54) **HOOK**
(75) Inventors: **Mauro Polano**, San Daniele Del Friuli (IT); **Tiziano Chiarandon**, San Daniele Del Friuli (IT)
(73) Assignees: **AFG S.r.l.**, Fagagna (IT); **A&B Prosciutti S.p.A.**, San Daniele del Friuli (IT)
(**) Term: **14 Years**
(21) Appl. No.: **29/251,911**
(22) Filed: **Jan. 17, 2006**
(51) **LOC (8) Cl.** **08-05**
(52) **U.S. Cl.** **D8/367**
(58) **Field of Classification Search** D8/367, D8/373, 381; 248/301, 304
See application file for complete search history.

IT	000286588-0007	1/2005
IT	000286588-0008	1/2005
IT	000286588-0009	1/2005
IT	000286588-0010	1/2005
IT	000286588-0011	1/2005
IT	000286588-0012	1/2005
IT	000286588-0013	1/2005
IT	000286588-0014	1/2005
IT	000286588-0015	1/2005
IT	000286588-0016	1/2005
IT	000286588-0017	1/2005
IT	000286588-0018	1/2005
IT	000286588-0019	1/2005
IT	000286588-0020	1/2005
IT	000286588-0021	1/2005
IT	000286588-0022	1/2005
IT	000286588-0023	1/2005
IT	000286588-0024	1/2005
IT	000286588-0025	1/2005
IT	000286588-0026	1/2005
IT	000286588-0027	1/2005
IT	000286588-0028	1/2005
IT	000420344-0001	10/2005
IT	000420344-0002	10/2005

(56) **References Cited**

U.S. PATENT DOCUMENTS

D344,885 S * 3/1994 Loew D8/373
D420,567 S * 2/2000 Laga et al. D8/373
D446,444 S * 8/2001 Sterling et al. D8/367

FOREIGN PATENT DOCUMENTS

IT	000281977-0001	1/2005
IT	000281977-0002	1/2005
IT	000281977-0003	1/2005
IT	000281977-0004	1/2005
IT	000281977-0005	1/2005
IT	000281977-0006	1/2005
IT	000281977-0007	1/2005
IT	000281977-0008	1/2005
IT	000286588-0001	1/2005
IT	000286588-0002	1/2005
IT	000286588-0003	1/2005
IT	000286588-0004	1/2005
IT	000286588-0005	1/2005
IT	000286588-0006	1/2005

* cited by examiner

Primary Examiner—Holly H. Baynham
(74) *Attorney, Agent, or Firm*—Oblon, Spivak, McClelland, Maier & Neustadt, P.C.

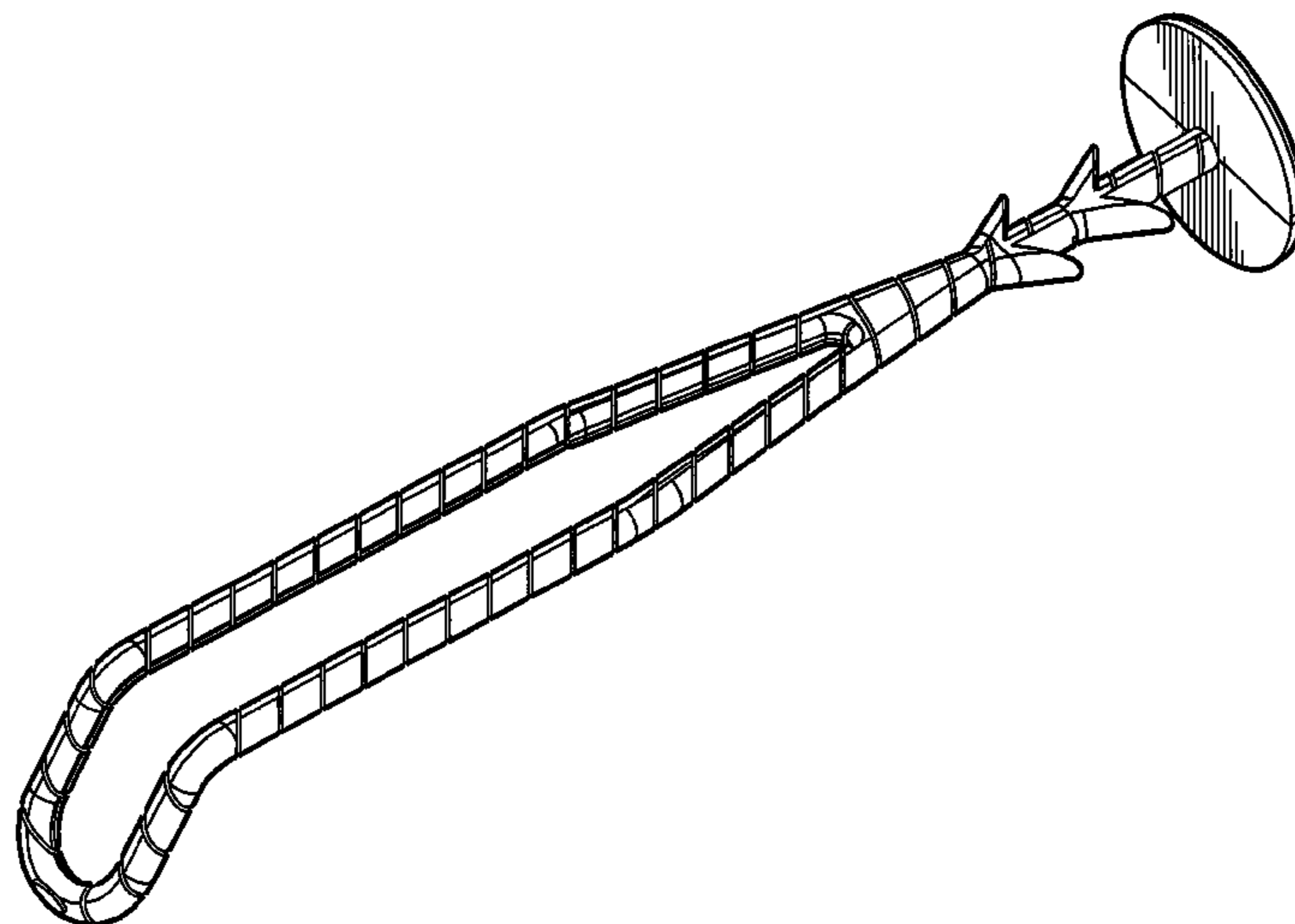
(57) **CLAIM**

The ornamental design for a hook, as shown and described.

DESCRIPTION

FIG. 1 is a top and right rear perspective view of a hook, showing our design;
FIG. 2 is a top plan view thereof;
FIG. 3 is a front elevational view thereof;
FIG. 4 is a right side elevational view thereof; and,
FIG. 5 is a left side elevational view thereof.

1 Claim, 3 Drawing Sheets



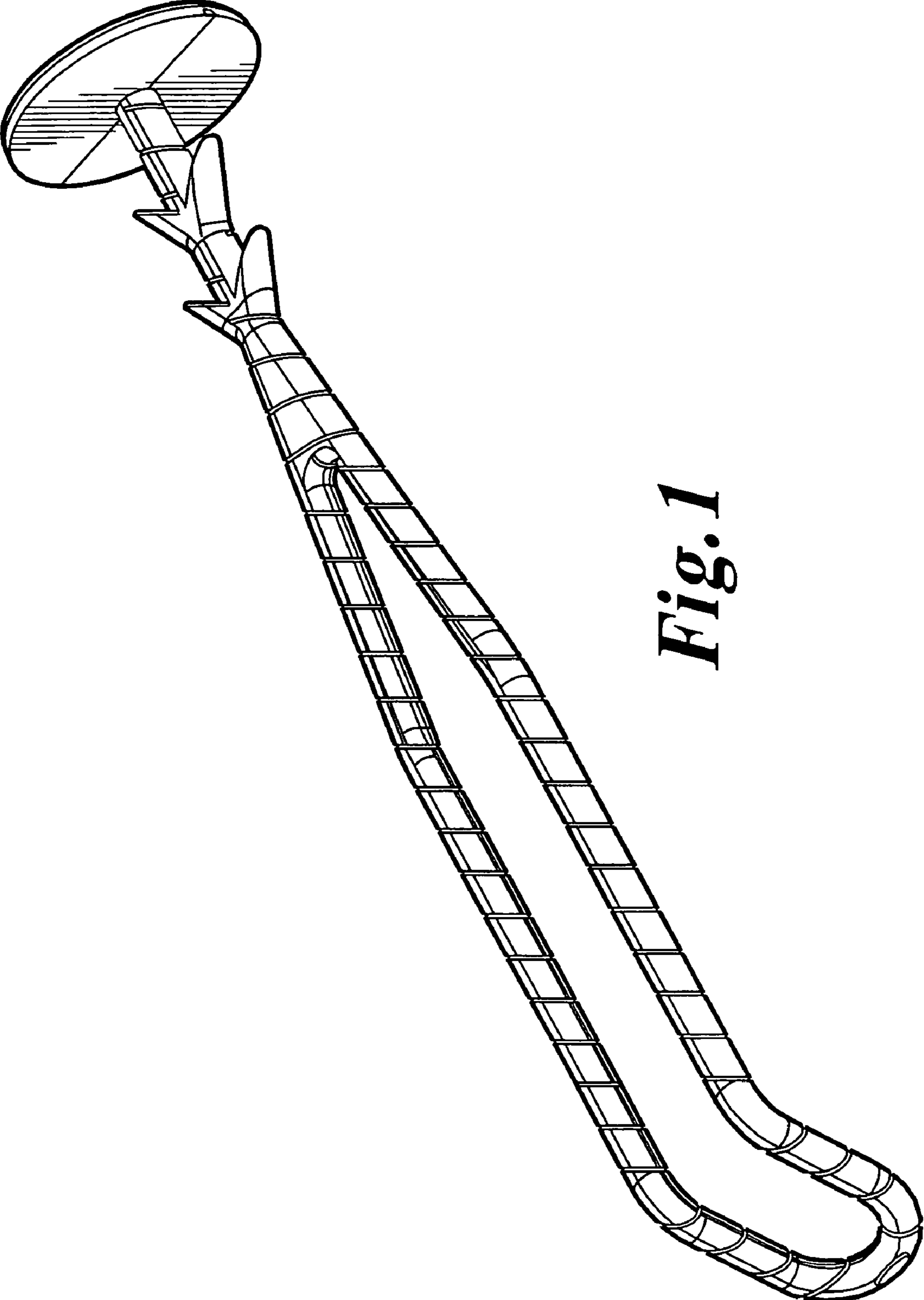


Fig. 1

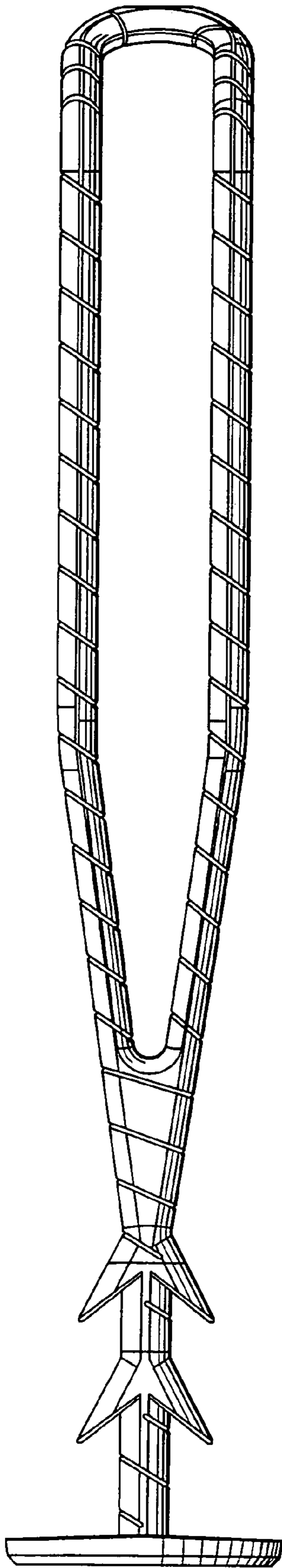


Fig. 2

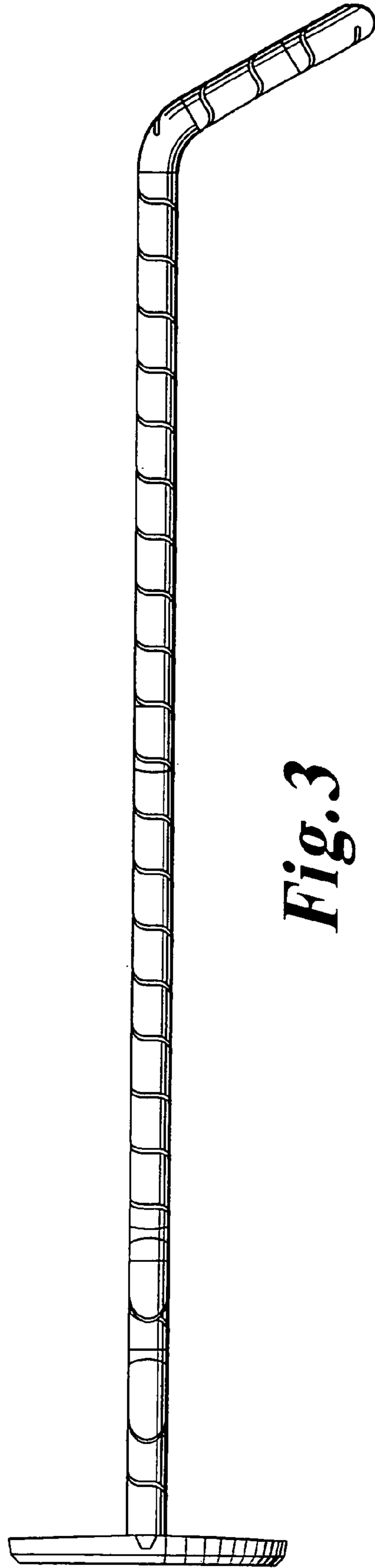


Fig. 3

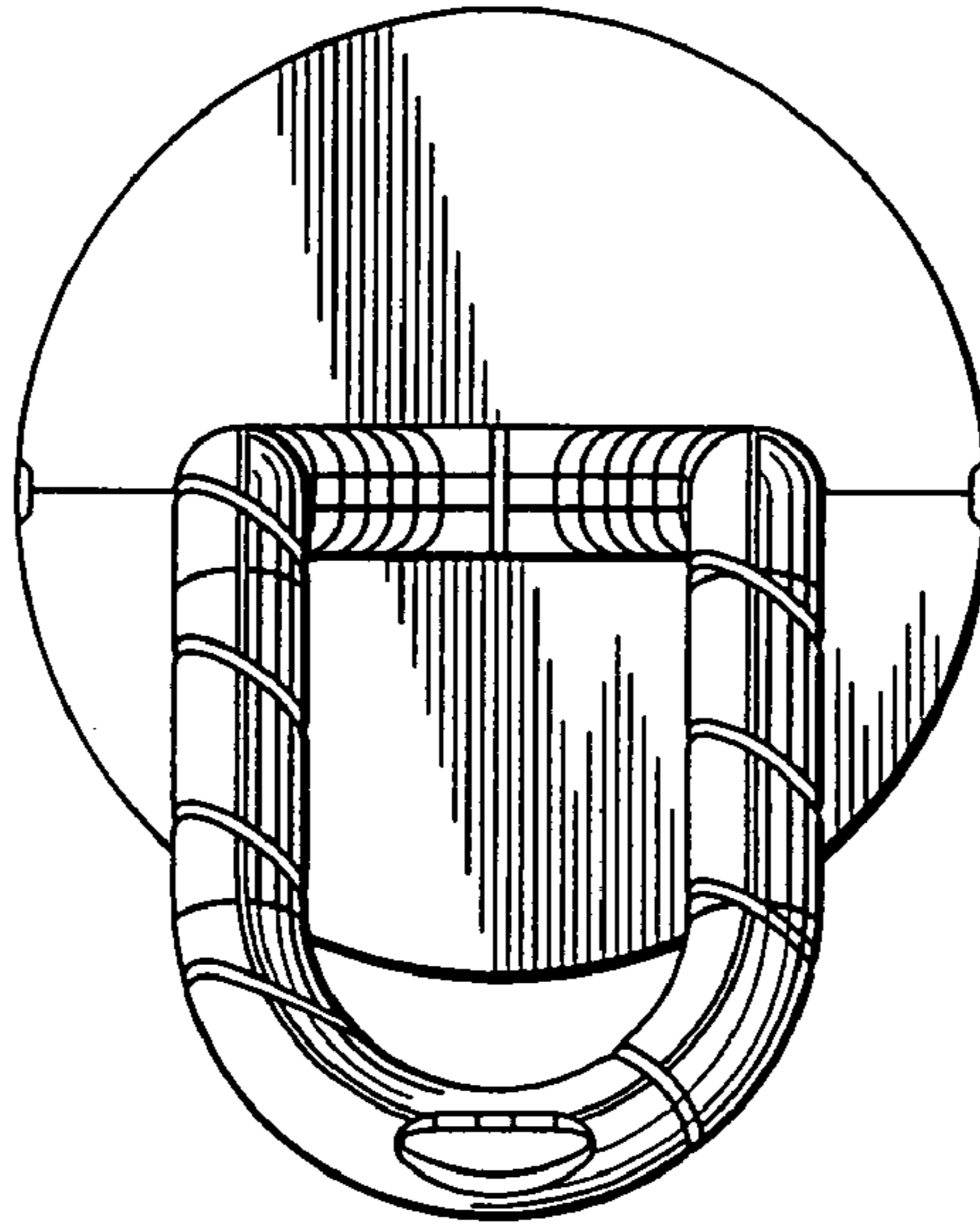


Fig. 4

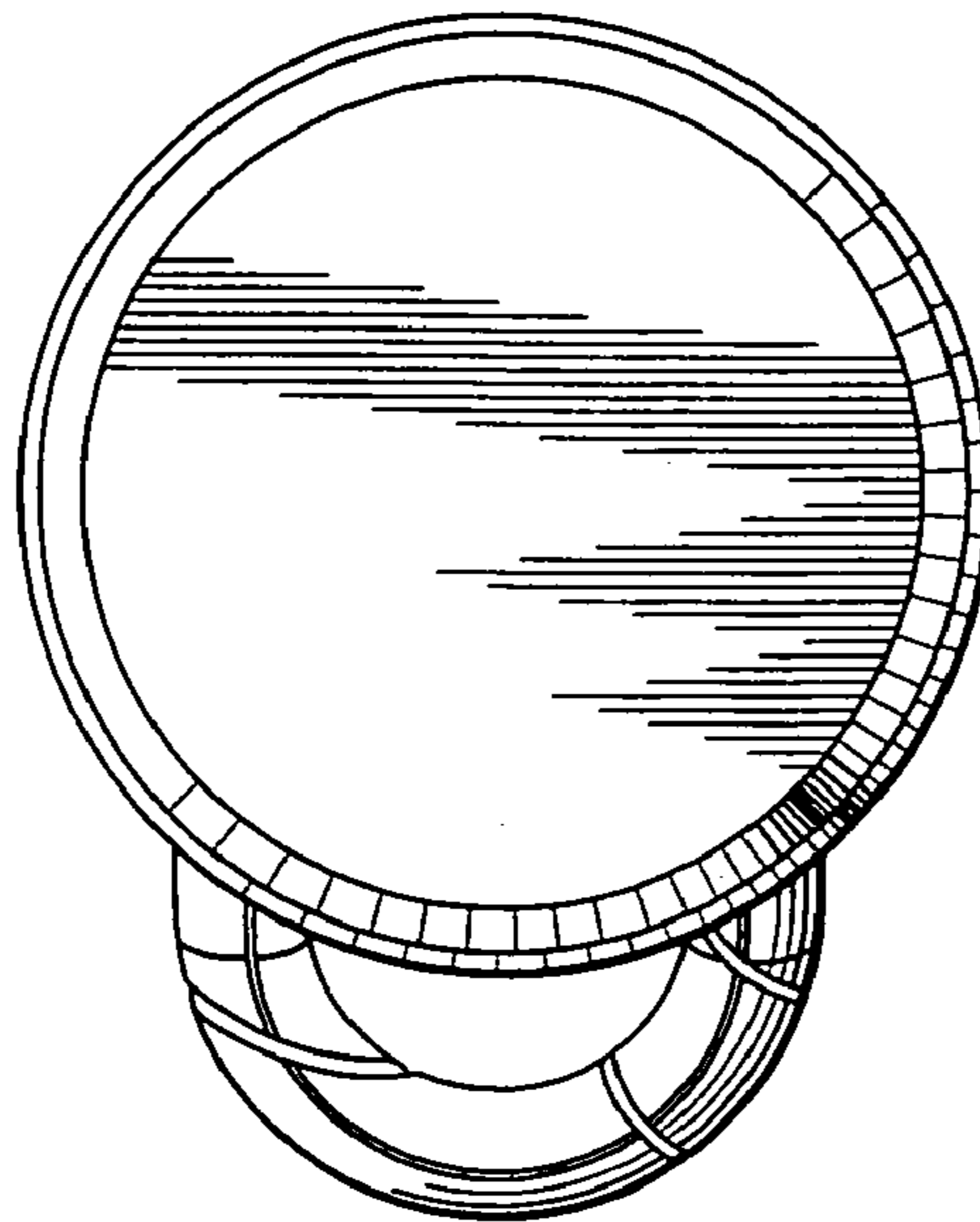


Fig. 5