



US00D549555S

(12) **United States Design Patent**
Ignagni

(10) **Patent No.:** **US D549,555 S**

(45) **Date of Patent:** **** Aug. 28, 2007**

(54) **RAILING BRACKET RADIUSSED**

6,698,726 B2 * 3/2004 Platt 256/59

(76) Inventor: **Robert Peter Ignagni**, 250 Eglinton
Ave. East, Toronto, Ontario (CA) M4P
3E1

* cited by examiner

Primary Examiner—Holly H. Baynham

(**) Term: **14 Years**

(57) **CLAIM**

(21) Appl. No.: **29/196,398**

The ornamental design for the railing bracket radiussed, as shown.

(22) Filed: **Dec. 30, 2003**

DESCRIPTION

(51) **LOC (8) Cl.** **08-05**

(52) **U.S. Cl.** **D8/354**

(58) **Field of Classification Search** D6/354;
D8/349, 356, 366, 373, 380, 394, 363, 364;
D25/199; 256/59, 66, 65.05; 248/27.1;
403/171, 187, 192, 230, 260, 262
See application file for complete search history.

FIG. 1 is a perspective illustration of a railing bracket radiussed illustrating the said ornamental design

FIG. 2 is a front elevation of the railing bracket radiussed of FIG. 1;

FIG. 3 is a rear elevation of the railing bracket radiussed of FIG. 1;

FIG. 4 is a left side elevation of the railing bracket radiussed of FIG. 1;

FIG. 5 is a right side elevation of the railing bracket radiussed of FIG. 1;

FIG. 6 is a top plan view of the railing bracket radiussed of FIG. 1; and,


FIG. 7 is a bottom plan view of the railing bracket radiussed of FIG. 1.

(56) **References Cited**

U.S. PATENT DOCUMENTS

5,467,947	A *	11/1995	Quilling, II	248/27.1
5,788,224	A *	8/1998	Platt	256/66
D407,009	S *	3/1999	Kohlberger et al.	D8/354
D435,213	S *	12/2000	Erwin	D8/363
D437,772	S *	2/2001	Erwin	D8/354
D478,497	S *	8/2003	Curtas et al.	D8/354
6,601,831	B2 *	8/2003	Erwin	256/65.05
D479,976	S *	9/2003	Andersson	D8/354

1 Claim, 2 Drawing Sheets






FIG. 1

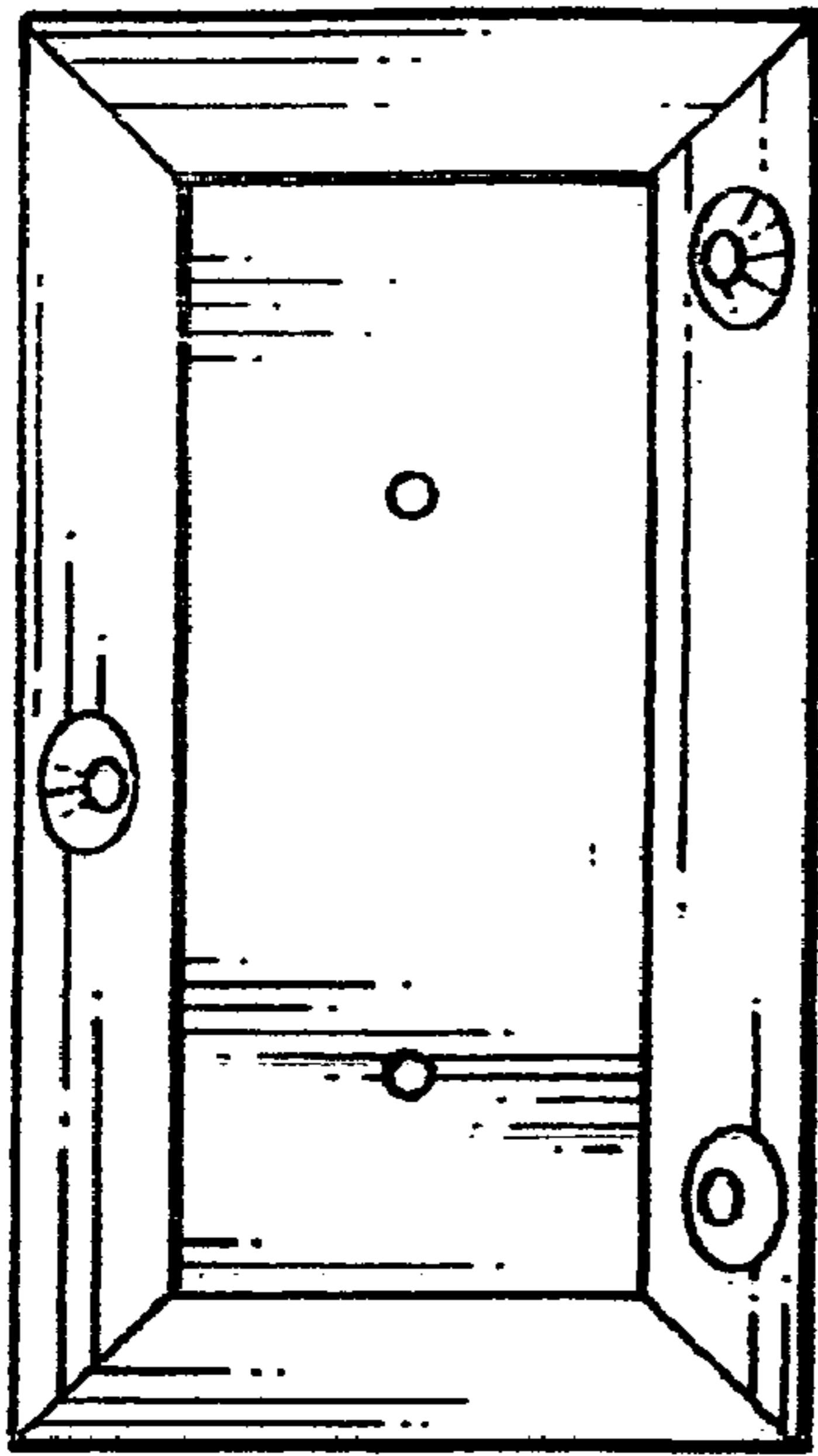


FIG. 2

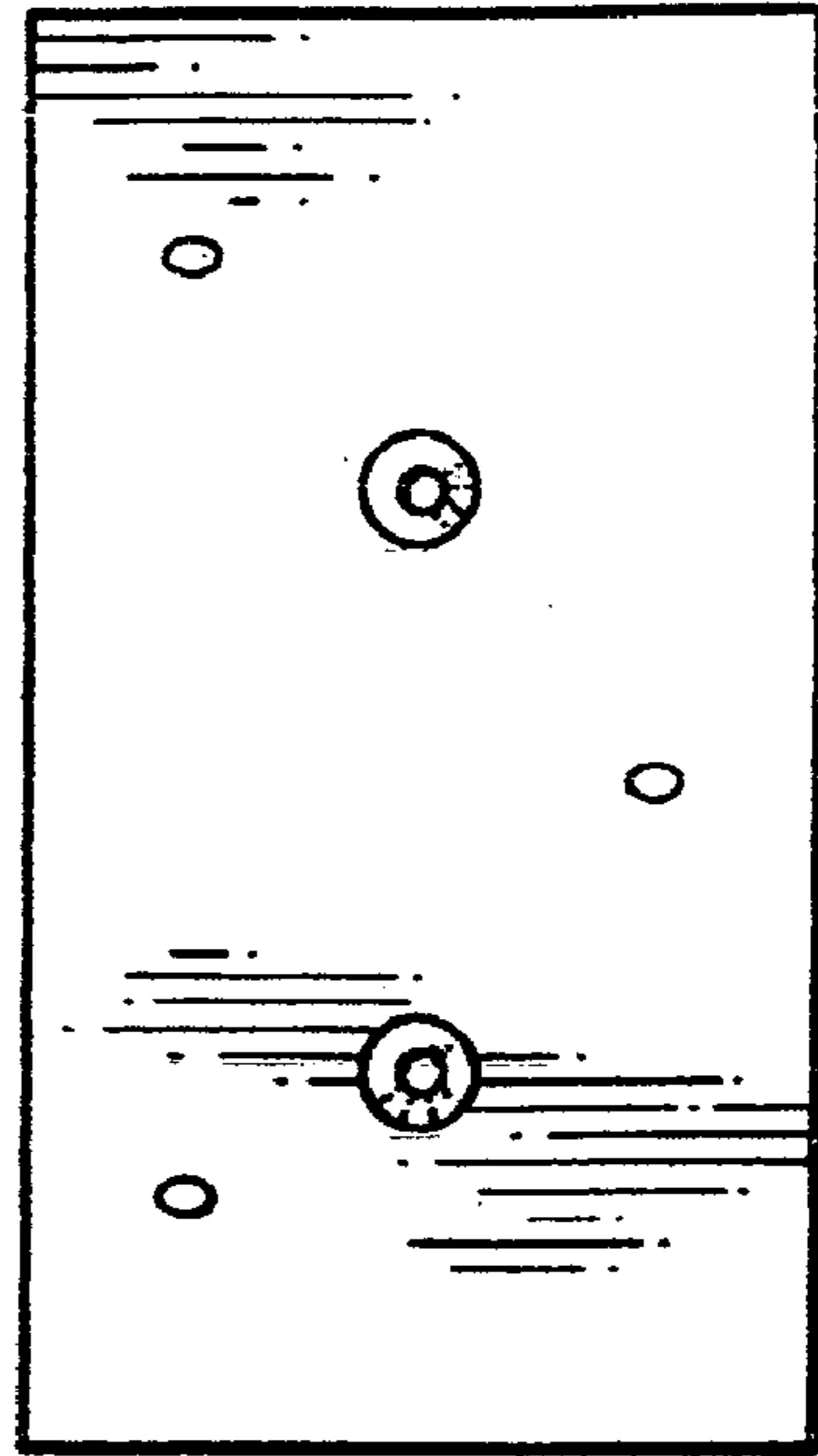


FIG. 3



FIG. 4




FIG. 5




FIG. 6




FIG. 7