



US00D549549S

(12) **United States Design Patent**  
**Mattson et al.**

(10) **Patent No.:** **US D549,549 S**

(45) **Date of Patent:** **\*\* Aug. 28, 2007**

(54) **CABINET HANDLE**

(75) Inventors: **Deborah Mattson**, Plainwell, MI (US);  
**Scott A. Thor**, Grand Rapids, MI (US);  
**Jonathan Lorenz**, Grand Rapids, MI  
(US); **Kevin Dewald**, Spring Lake, MI  
(US)

(73) Assignee: **Belwith International, Ltd.**, Grand  
Rapids, MI (US)

(\*\*) Term: **14 Years**

(21) Appl. No.: **29/243,619**

(22) Filed: **Nov. 29, 2005**

(51) **LOC (8) Cl.** ..... **08-06**

(52) **U.S. Cl.** ..... **D8/310**

(58) **Field of Classification Search** ..... D8/300,  
D8/307, 310, 313, 314, 319, 377, 378, DIG. 2;  
D13/171, 174; D23/250-252; 16/441, 443,  
16/444, 446, 330; D6/373, 376; D26/92,  
D26/134, 154; D11/191; D99/29, 32, 43  
See application file for complete search history.

(56) **References Cited**

U.S. PATENT DOCUMENTS

D15,499 S \* 10/1884 Stevens ..... D99/14  
648,760 A \* 5/1900 Kolb ..... 160/330  
963,053 A \* 7/1910 Lockwood ..... 16/441  
D72,258 S \* 3/1927 Hofman ..... D8/378

D109,314 S \* 4/1938 De Vries ..... D8/313  
D169,532 S \* 5/1953 Deadrick ..... D8/319  
D198,007 S \* 4/1964 Duncan ..... D99/29  
D206,003 S \* 10/1966 Graber et al. .... D8/377  
D230,950 S \* 3/1974 Moon ..... D8/378  
D404,994 S \* 2/1999 Smiley et al. .... D8/378  
D497,302 S \* 10/2004 Bates ..... D8/310

\* cited by examiner

*Primary Examiner*—Paula A. Greene

(57) **CLAIM**

The ornamental design for cabinet handle, as shown and described.

**DESCRIPTION**

FIG. 1 is a front elevational view of a cabinet handle showing our new design;

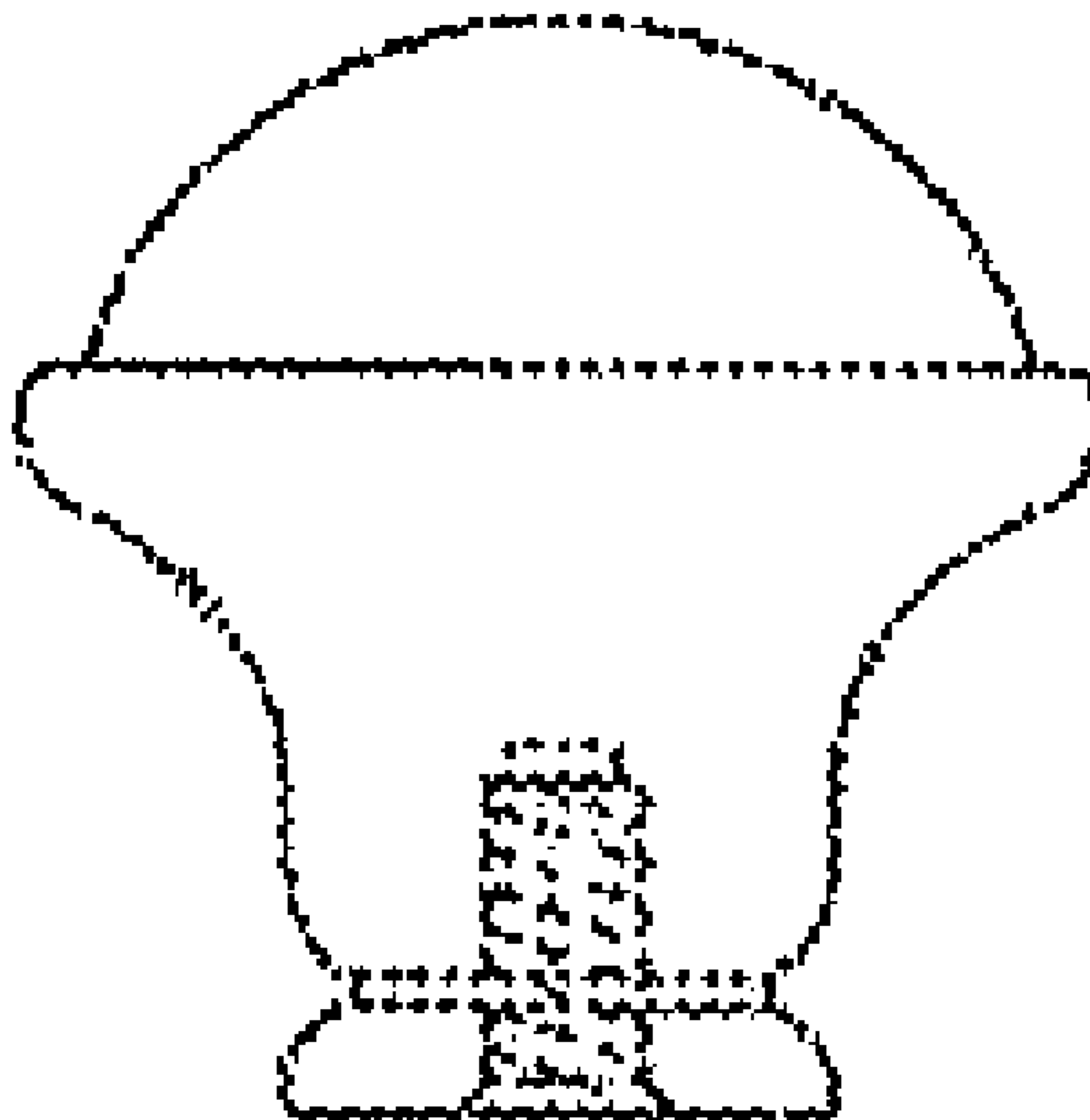
FIG. 2 is a side elevational view, the opposite side is a mirror image;

FIG. 3 is a front elevational view of a second embodiment of a cabinet handle showing our new design, the size being the only difference; and,

FIG. 4 is a side elevational view, the opposite side is a mirror image.

Portions of FIGS. 1-4 that are shown as broken lines are for illustrative purpose only and form no part of the claimed design.

**1 Claim, 2 Drawing Sheets**



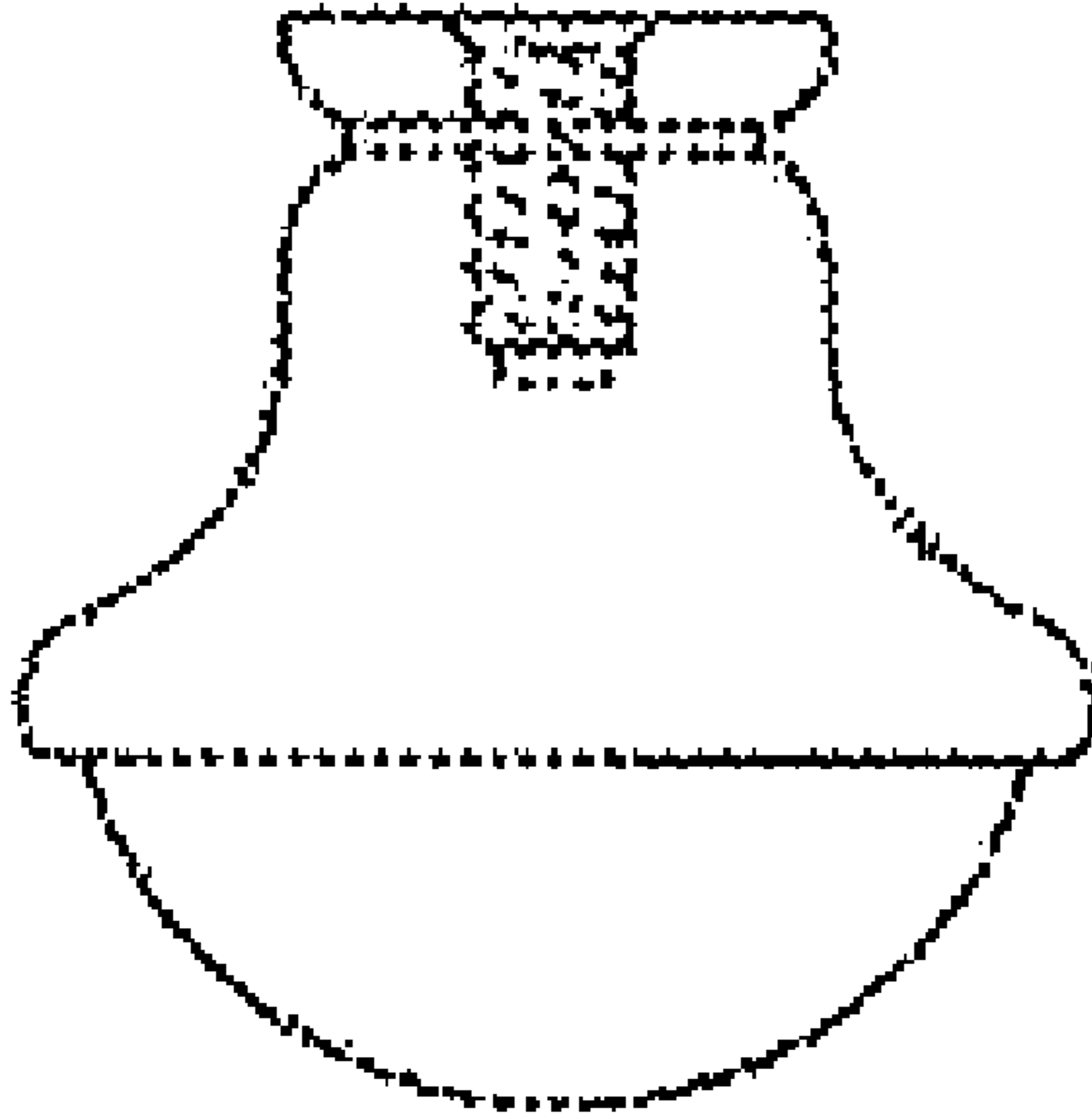


FIG. 2

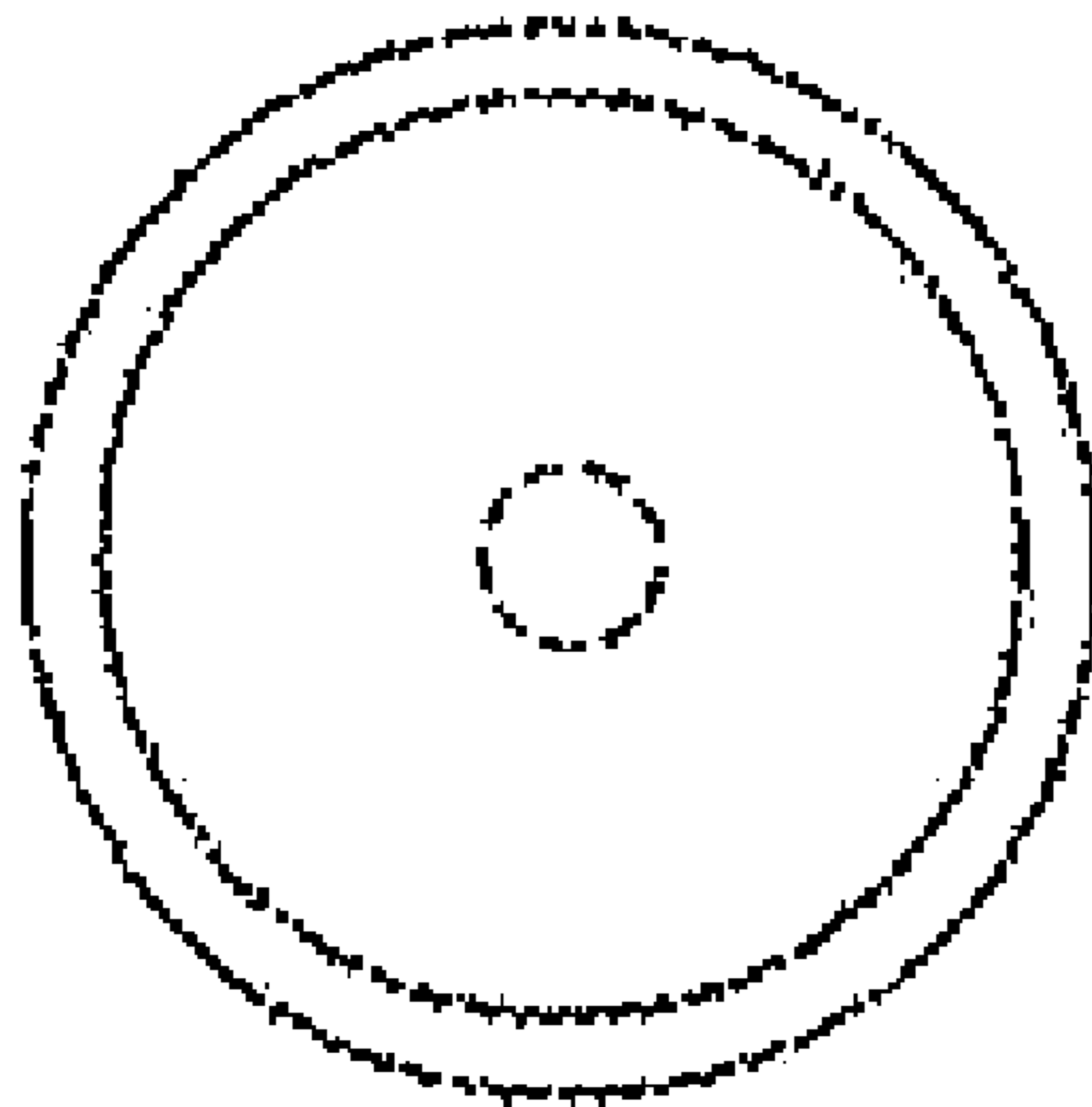


FIG. 1

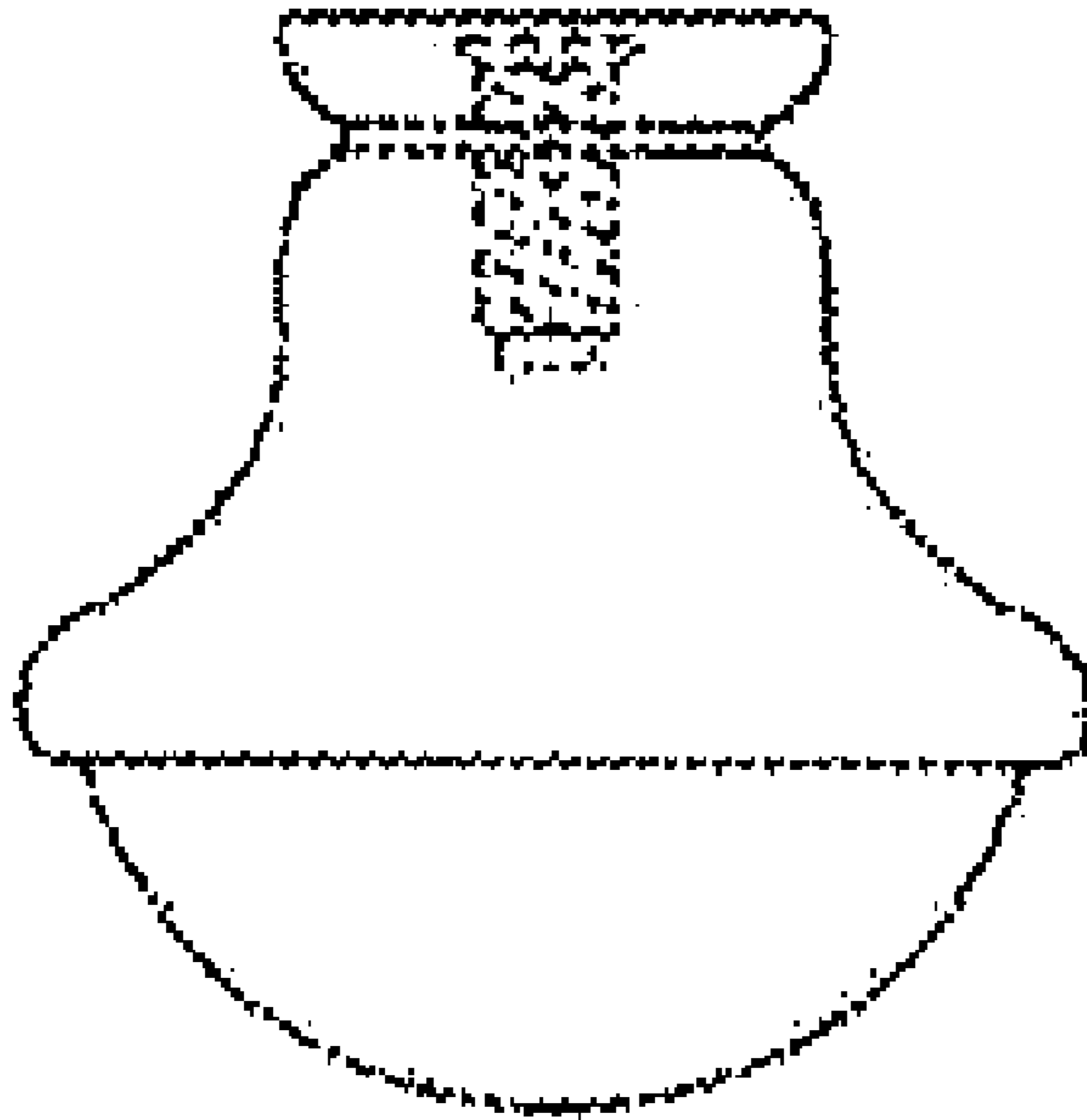


FIG. 4

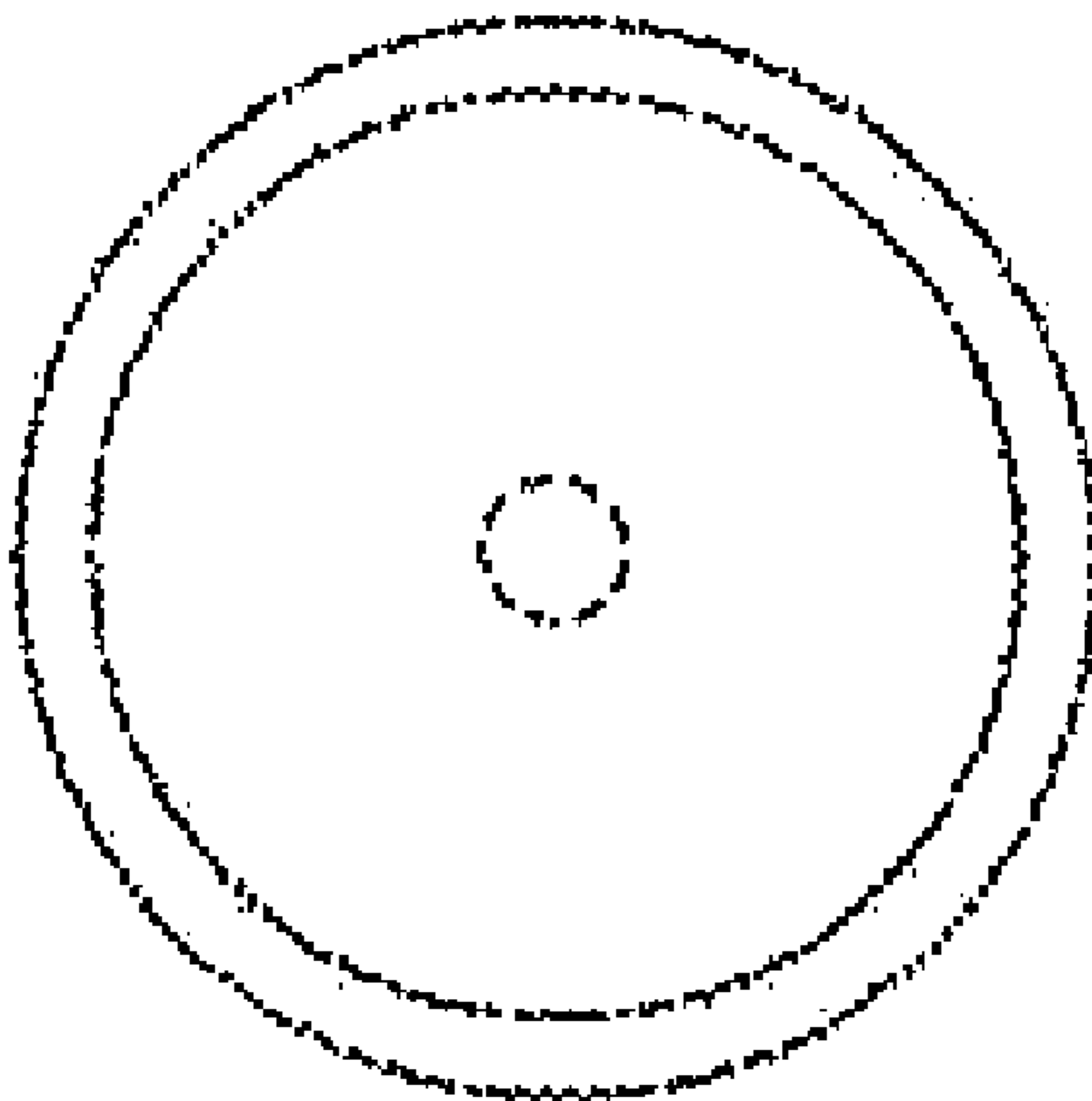


FIG. 3