

US00D549544S

(12) **United States Design Patent**  
**Mattson et al.**

(10) **Patent No.:** **US D549,544 S**

(45) **Date of Patent:** **\*\* Aug. 28, 2007**

(54) **CABINET HANDLE**

D224,225 S \* 7/1972 Doman ..... D23/250  
D323,019 S \* 1/1992 Paul ..... D23/250  
D327,530 S \* 6/1992 Rawald ..... D23/250

(75) Inventors: **Deborah Mattson**, Plainwell, MI (US);  
**Jonathan Lorenz**, Grand Rapids, MI  
(US); **Scott A. Thor**, Grand Rapids, MI  
(US); **Kevin Dewald**, Spring Lake, MI  
(US)

\* cited by examiner

(73) Assignee: **Belwith International, Ltd.**, Grand  
Rapids, MI (US)

*Primary Examiner*—Paula A. Greene

(74) *Attorney, Agent, or Firm*—Rader, Fishman & Grauer  
PLLC

(\*\*) Term: **14 Years**

(57) **CLAIM**

(21) Appl. No.: **29/243,664**

The ornamental design for cabinet handle, as shown and  
described.

(22) Filed: **Nov. 29, 2005**

(51) **LOC (8) Cl.** ..... **08-06**

**DESCRIPTION**

(52) **U.S. Cl.** ..... **D8/307**

(58) **Field of Classification Search** ..... D8/300,  
D8/307, 310, 313, 314, 316, 317, 318, 321;  
D13/171, 174; D23/250–254; 16/441, 443,  
16/444, 446

FIG. 1 is a front perspective view of cabinet handle showing  
our new design, the rear perspective is a mirror image; and,  
FIG. 2 is a top plan view thereof, the undisclosed bottom is  
not part of the claimed design.

See application file for complete search history.

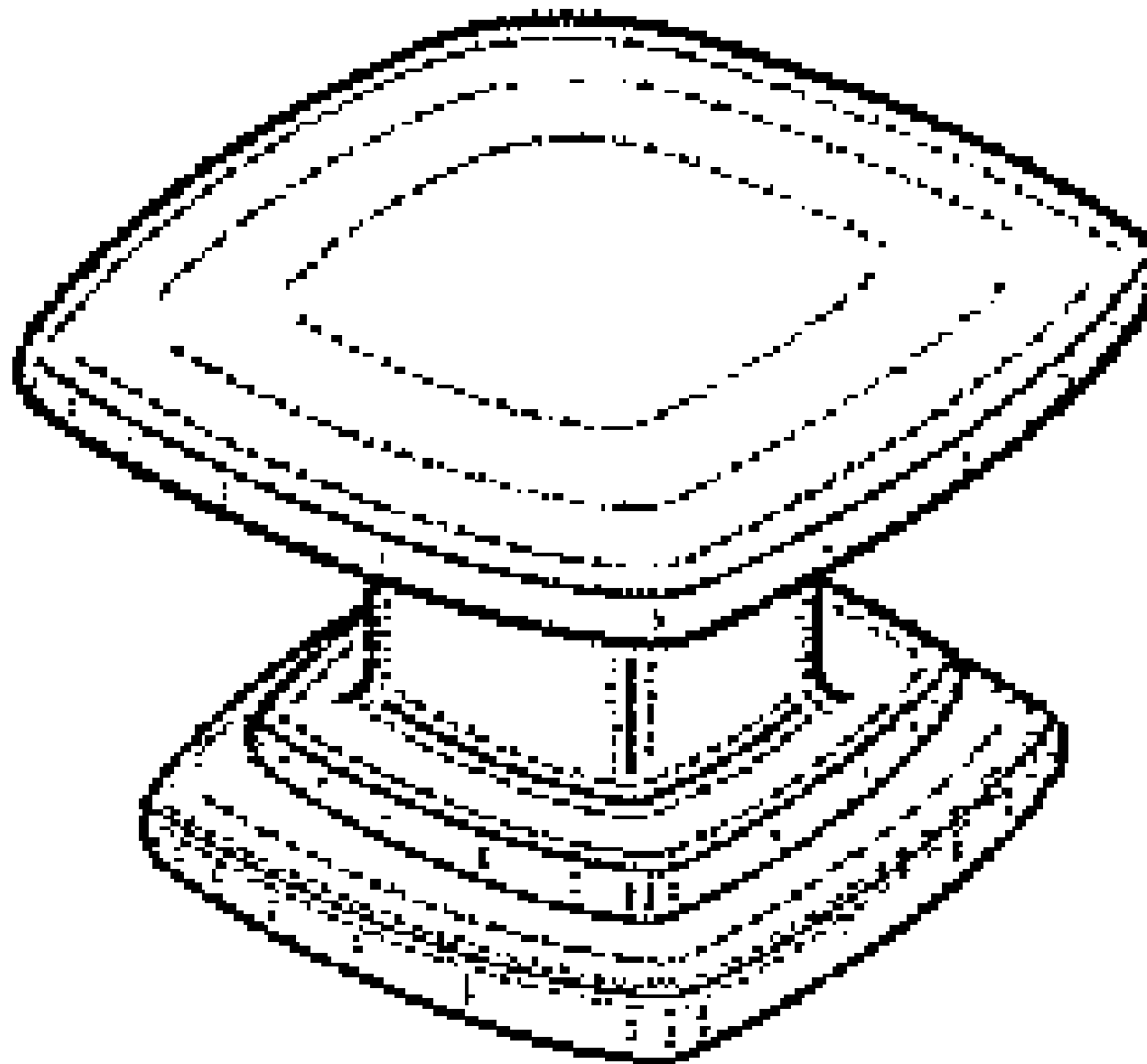
Portions of FIGS. 1–2 that are shown as broken lines are for  
illustrative purpose only and form no part of the claimed  
design.

(56) **References Cited**

**U.S. PATENT DOCUMENTS**

D204,663 S \* 5/1966 Loeb ..... D8/318

**1 Claim, 1 Drawing Sheet**



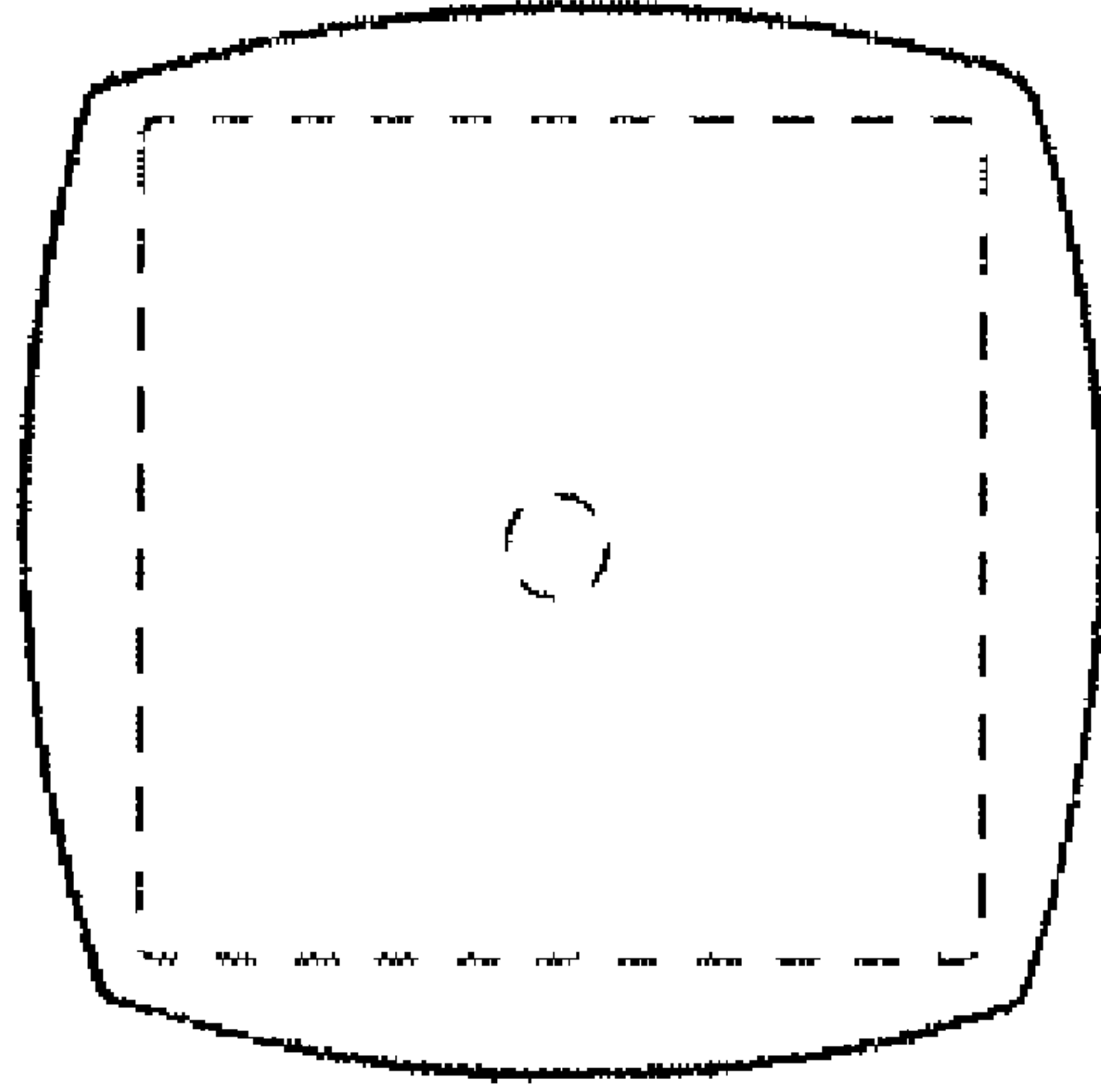


FIG. 2

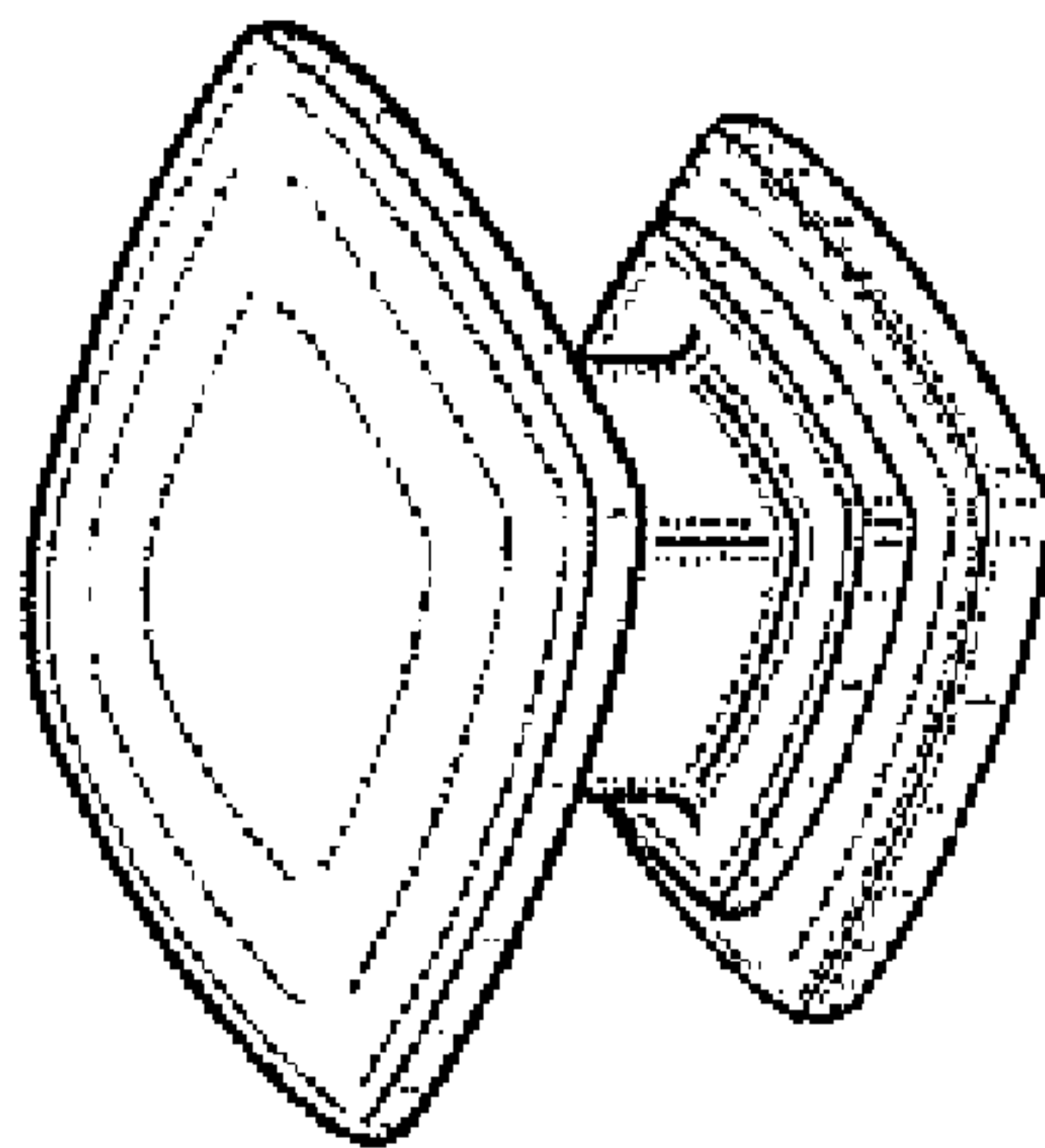


FIG. 1