

US00D549542S

(12) **United States Design Patent**
Chiang

(10) **Patent No.:** **US D549,542 S**

(45) **Date of Patent:** **** Aug. 28, 2007**

(54) **TOOL KIT**

(75) Inventor: **Wei Chiang**, Taipei (TW)

(73) Assignee: **Giant Manufacturing Co., Ltd.**,
Taichung Hsien (TW)

(**) Term: **14 Years**

(21) Appl. No.: **29/243,541**

(22) Filed: **Nov. 28, 2005**

(51) **LOC (8) Cl.** **08-05**

(52) **U.S. Cl.** **D8/105**

(58) **Field of Classification Search** D8/99,
D8/98, 357, 356, 105, 22; 81/417, 426, 440,
81/177.4; 7/138, 139, 165, 158, 100, 118;
362/109; 206/375

See application file for complete search history.

(56) **References Cited**

U.S. PATENT DOCUMENTS

5,711,042	A *	1/1998	Chuang	7/138
D423,214	S *	4/2000	Hawkins et al.	D3/294
D427,875	S *	7/2000	Chiu	D8/105
6,112,351	A *	9/2000	Hawkins et al.	7/138
6,128,981	A *	10/2000	Bondhus et al.	81/440
D437,541	S *	2/2001	Hermansen et al.	D8/105
RE37,210	E *	6/2001	Chuang	7/138
6,286,168	B1 *	9/2001	Woodruff et al.	7/138
D455,630	S *	4/2002	Chiu	D8/105
6,564,678	B1 *	5/2003	Wang	81/124.4
6,574,817	B2 *	6/2003	Wu	7/138

6,601,481	B2 *	8/2003	Chuang	81/440
D479,963	S *	9/2003	Chang	D8/21
6,622,329	B2 *	9/2003	Ostor et al.	7/138
6,751,819	B2 *	6/2004	Chuang	7/100
6,880,435	B2 *	4/2005	Hawkins	81/440
D515,391	S *	2/2006	Hawkins	D8/105
7,140,280	B2 *	11/2006	Hawkins et al.	81/440
2002/0073490	A1 *	6/2002	Wu	7/138
2003/0066396	A1 *	4/2003	Chuang	81/440

* cited by examiner

Primary Examiner—Cathron C. Brooks

Assistant Examiner—Austin Murphy

(74) *Attorney, Agent, or Firm*—Harness, Dickey & Pierce,
P.L.C.

(57) **CLAIM**

The ornamental design for tool kit, as shown and described.

DESCRIPTION

FIG. 1 is a perspective view of tool kit showing my new design;

FIG. 2 is a front elevational view thereof;

FIG. 3 is a rear elevational view thereof;

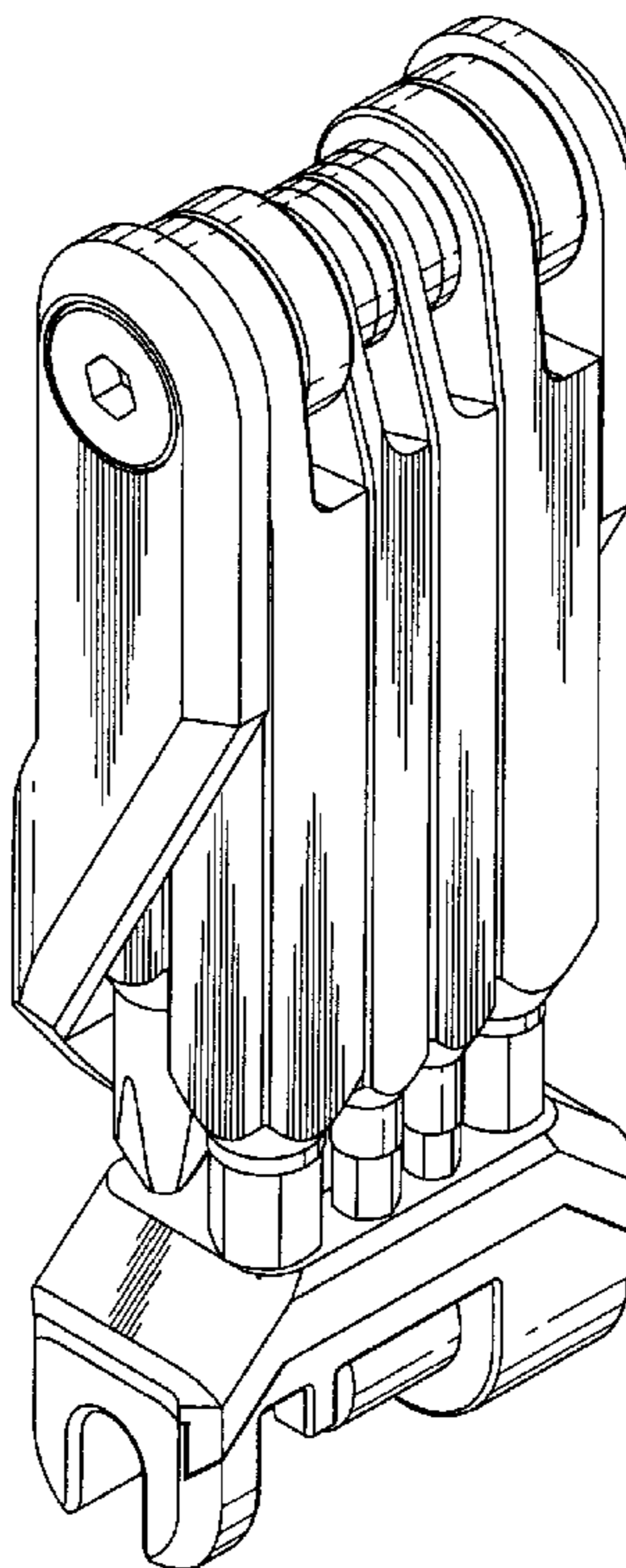
FIG. 4 is a left side elevational view thereof;

FIG. 5 is a right side elevational view thereof;

FIG. 6 is a top plan view thereof; and,

FIG. 7 is a bottom plan view thereof.

1 Claim, 6 Drawing Sheets



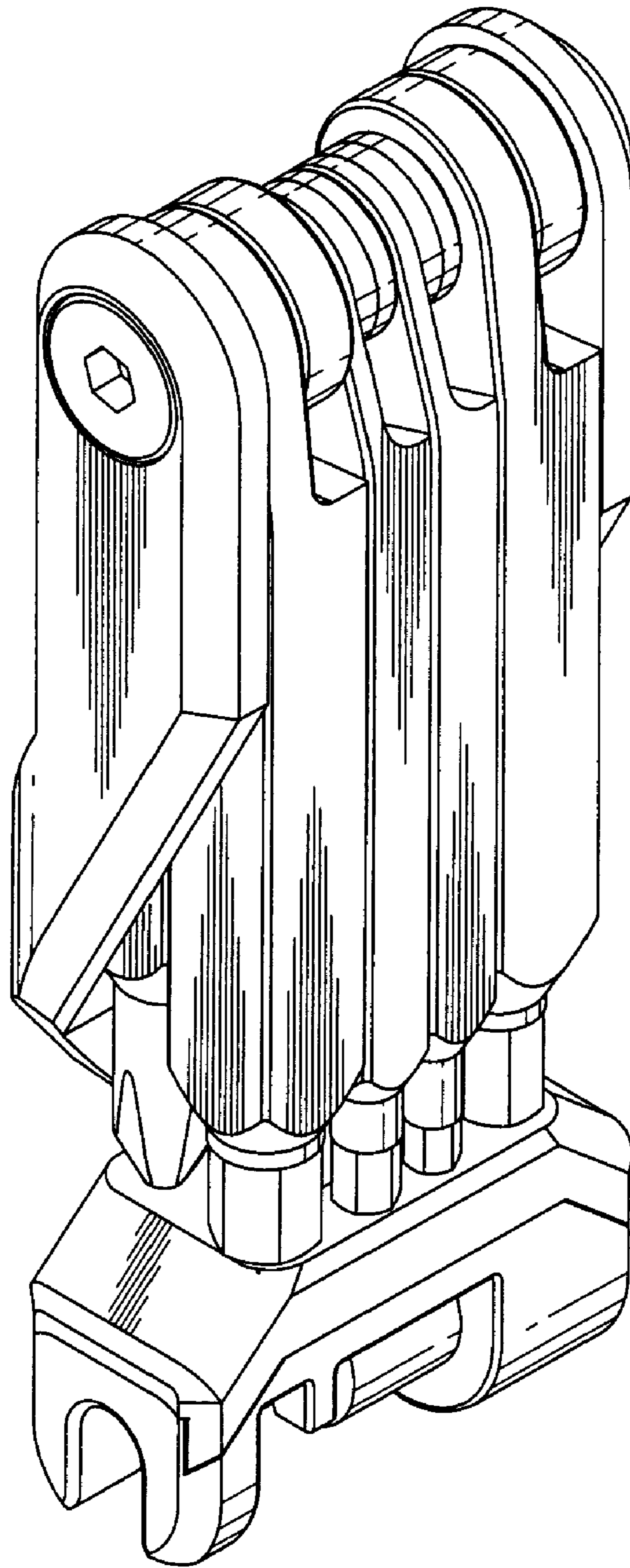


FIG. 1

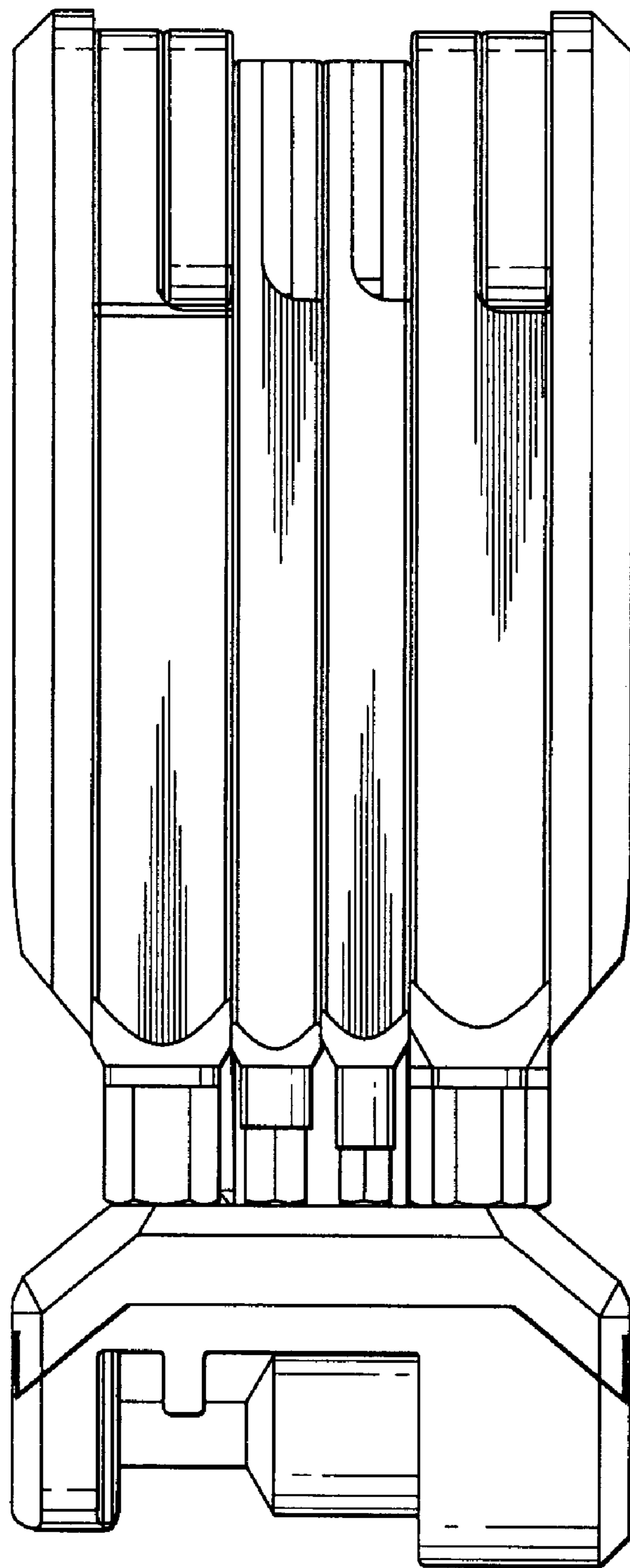


FIG. 2

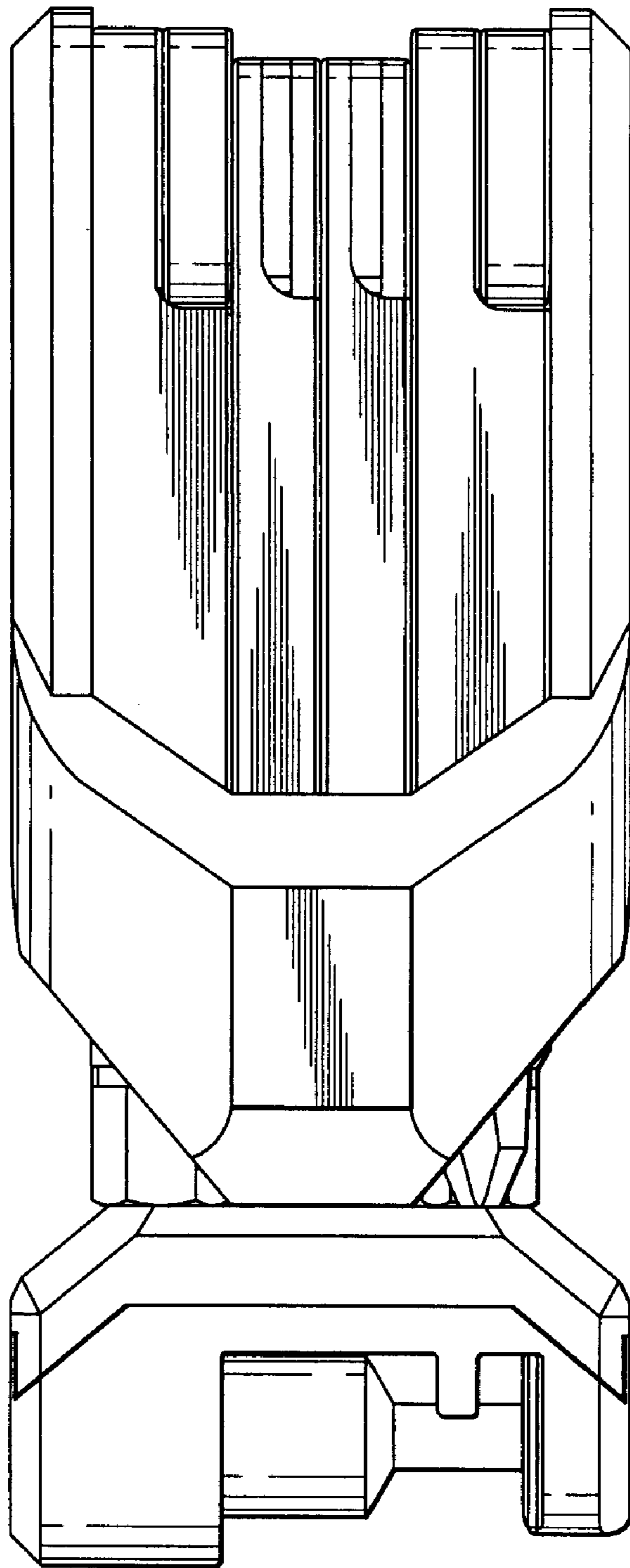


FIG. 3

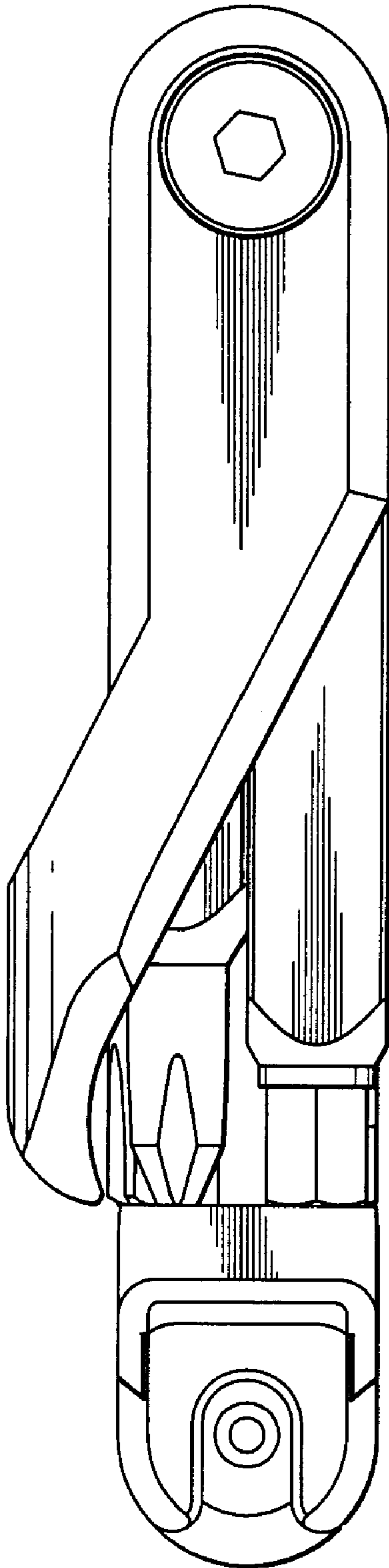


FIG. 4

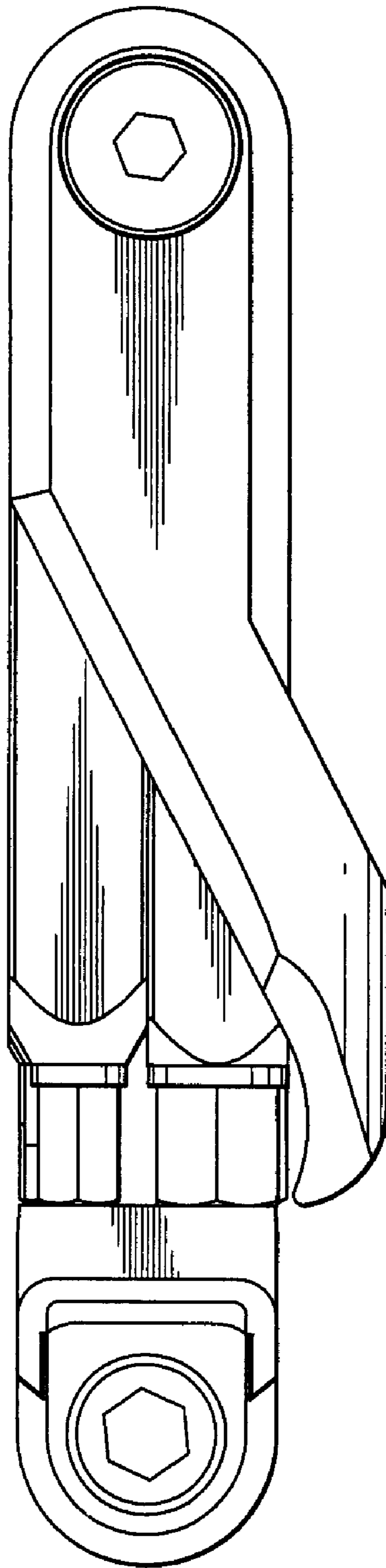


FIG. 5

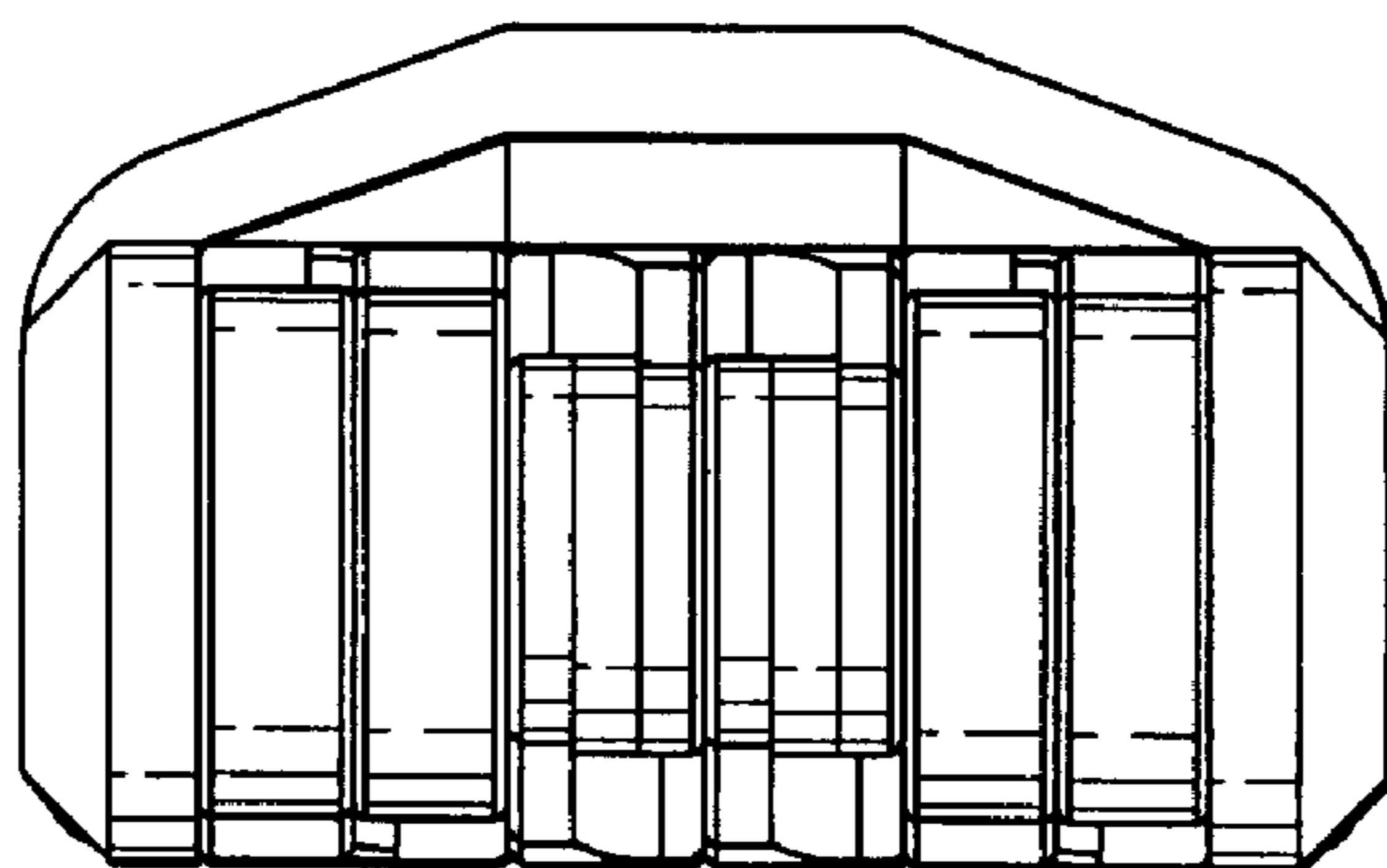


FIG. 6

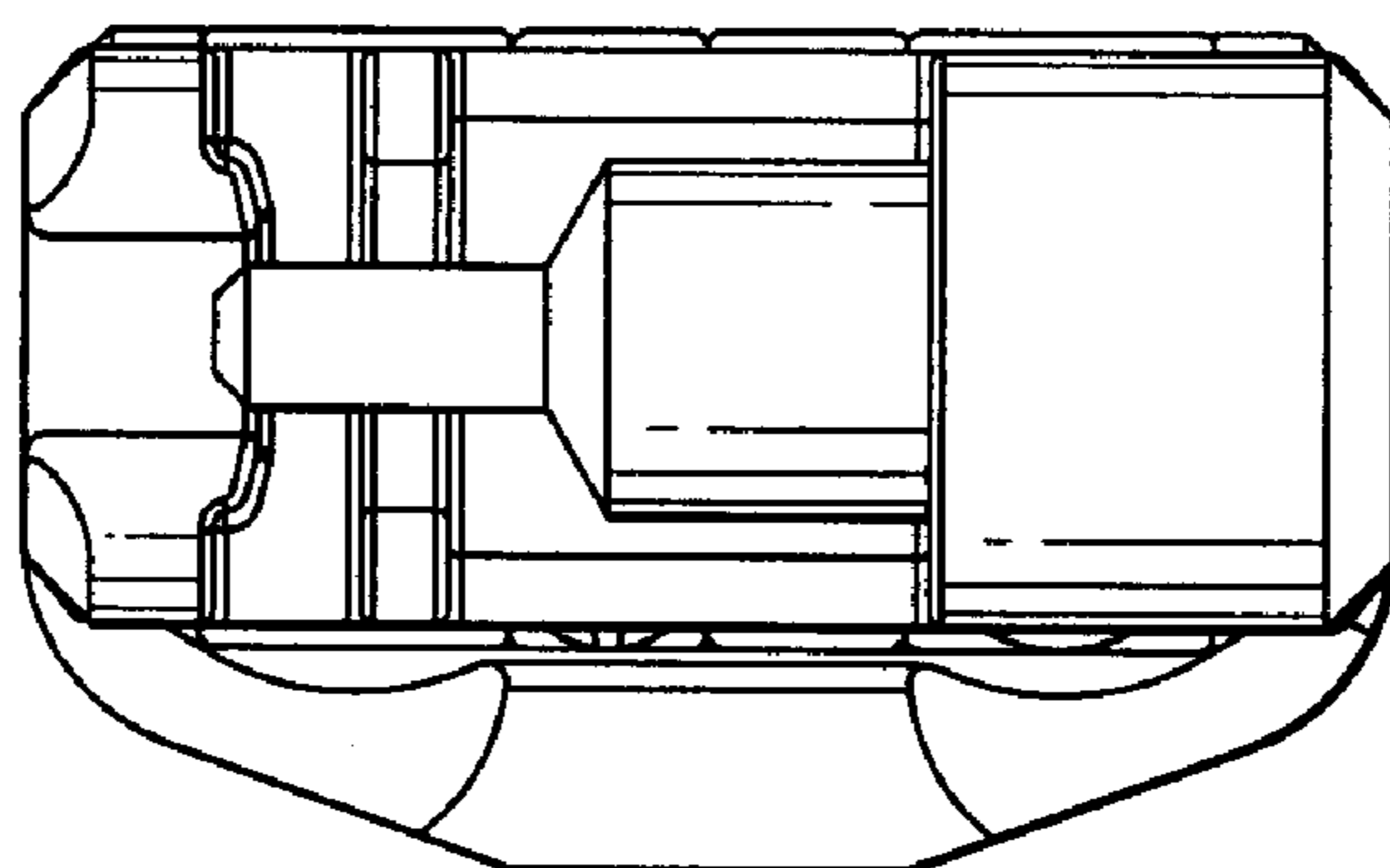


FIG. 7