



US00D549540S

(12) **United States Design Patent**  
**Chen**

(10) **Patent No.:** **US D549,540 S**

(45) **Date of Patent:** **\*\* Aug. 28, 2007**

(54) **HAMMERHEAD**

D530,583 S \* 10/2006 Chen ..... D8/78

(76) Inventor: **Yung-Shou Chen**, 2F-1, 51, Sec. 3,  
Chung Yang Rd., Chung Ho Tsuen,  
Long-Ching Town, Taichung Hsien  
(TW)

**OTHER PUBLICATIONS**

National Wholesale Tools Websight, Roofing hammer 1930.\*

\* cited by examiner

(\*\*) Term: **14 Years**

*Primary Examiner*—Philip S. Hyder

(74) *Attorney, Agent, or Firm*—Pai Patent & Trademark  
Law Firm; Chao-Chang David Pal

(21) Appl. No.: **29/247,371**

(22) Filed: **Jun. 14, 2006**

(57) **CLAIM**

(51) **LOC (8) Cl.** ..... **08-02**

The ornamental design for a hammerhead, as shown and described.

(52) **U.S. Cl.** ..... **D8/78; D8/79; D8/76**

(58) **Field of Classification Search** ..... D8/75,  
D8/76, 77, 78, 79, 80, 81; 81/20, 21, 22;  
7/143, 144, 145, 146, 147; 30/308.1, 308.2  
See application file for complete search history.

**DESCRIPTION**

FIG. 1 is a front perspective view of a hammerhead, showing my new design;

(56) **References Cited**

**U.S. PATENT DOCUMENTS**

1,526,251	A *	2/1925	Squier	.....	30/308.1
D118,700	S *	1/1940	Griffith	.....	D8/78
3,233,643	A *	2/1966	Reuterfors	.....	7/158
4,433,709	A *	2/1984	Porter	.....	81/26
5,647,080	A *	7/1997	Martin	.....	7/103
6,266,834	B1 *	7/2001	Walsh et al.	.....	7/144
D521,345	S *	5/2006	Hung	.....	D8/78
D521,840	S *	5/2006	Hung	.....	D8/78
D521,841	S *	5/2006	Hung	.....	D8/78
D521,843	S *	5/2006	Hung	.....	D8/78
7,062,809	B2 *	6/2006	Sheffield	.....	7/145

FIG. 2 is a front elevational view thereof;

FIG. 3 is a rear elevational view thereof;

FIG. 4 is a left side elevational view thereof;

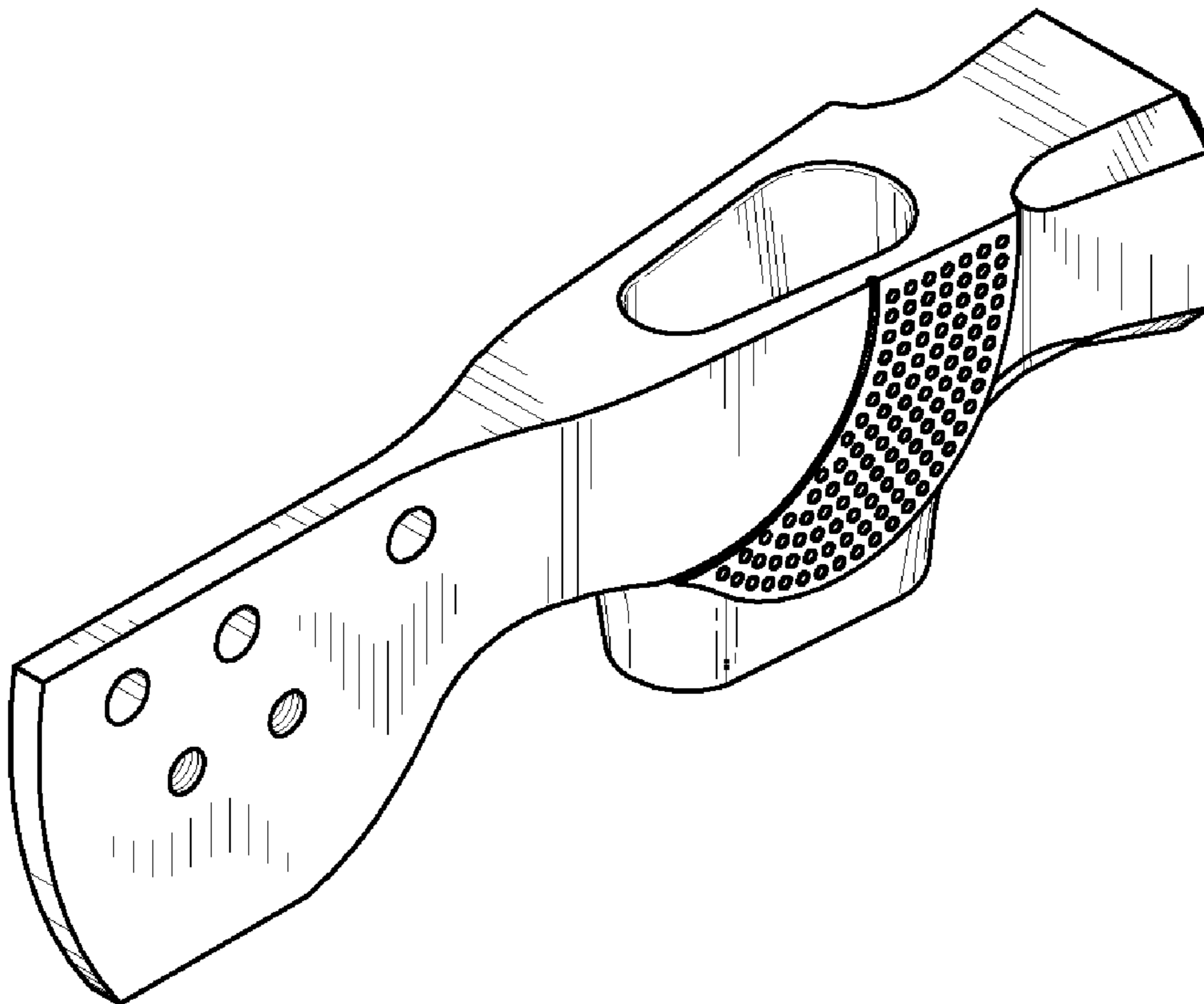
FIG. 5 is a right side elevational view thereof;

FIG. 6 is a top plan view thereof;

FIG. 7 is a bottom plan view thereof; and,

FIG. 8 is a front elevational view thereof, wherein the handle is shown in broken lines for illustrative purposes only and forms no part of the claimed design.

**1 Claim, 4 Drawing Sheets**



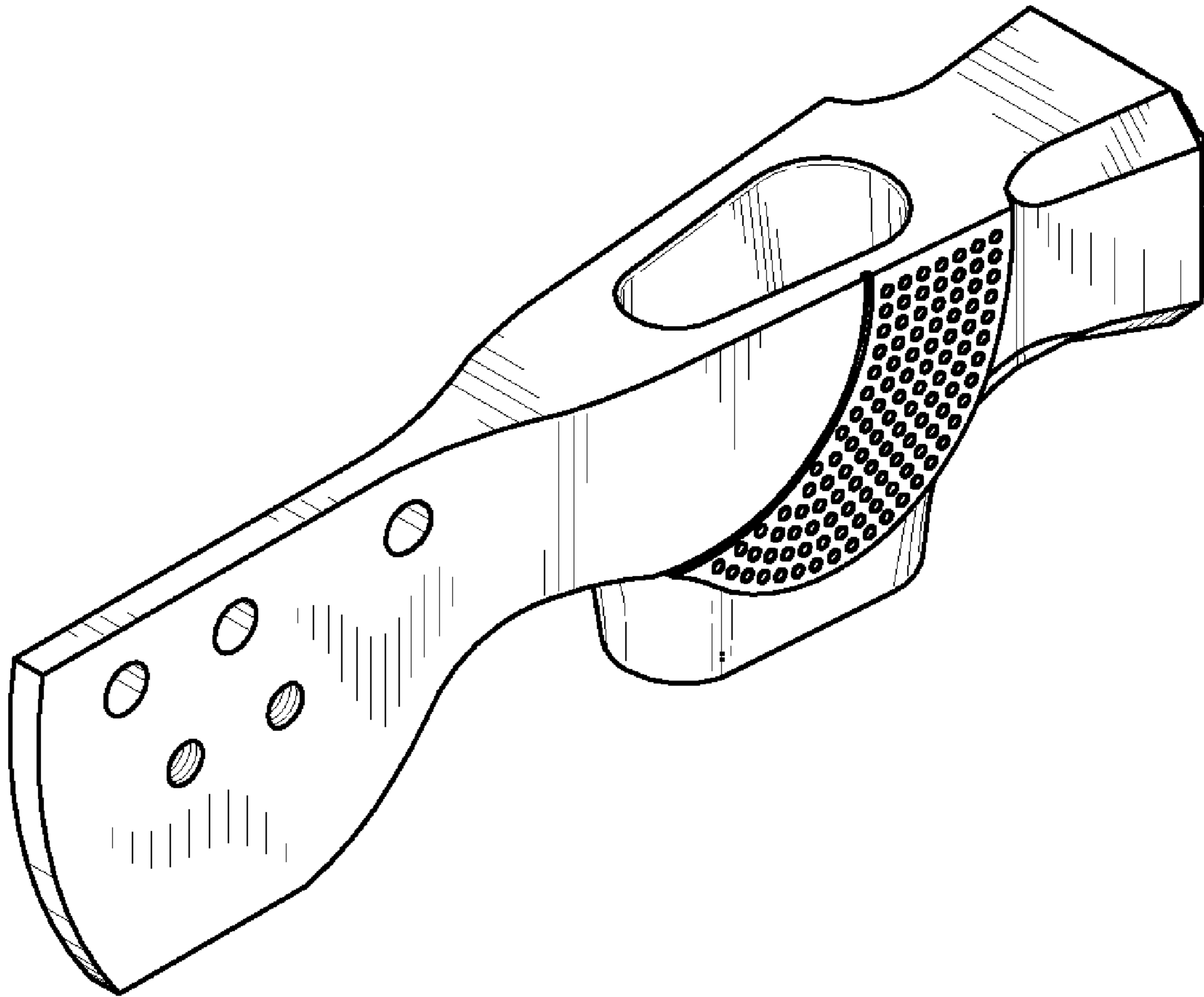


FIG. 1

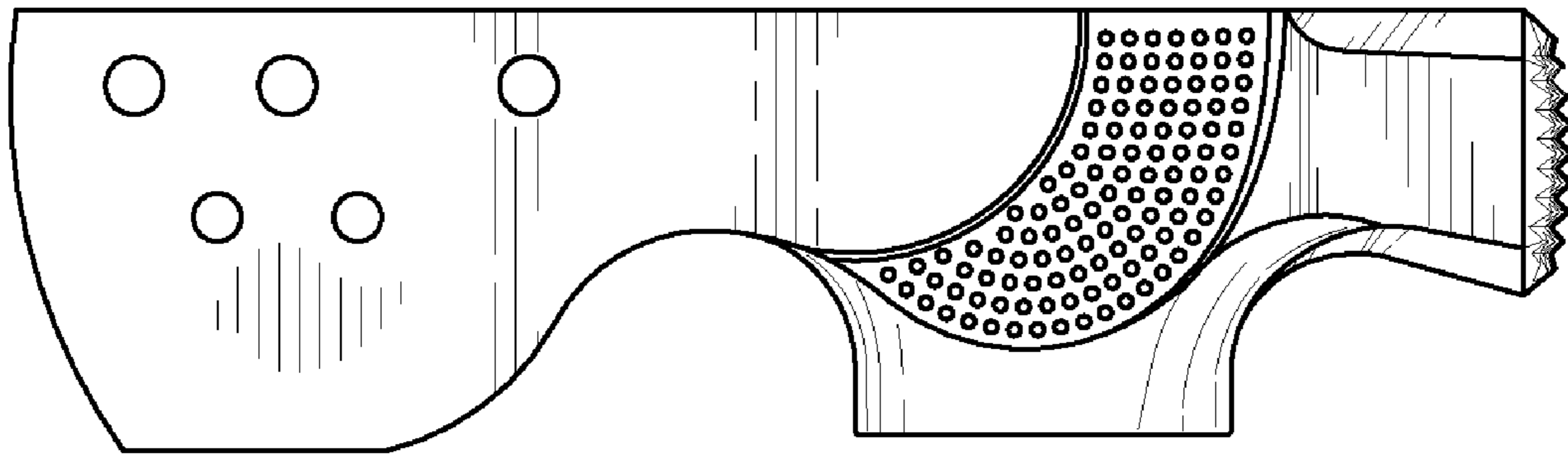


FIG. 2

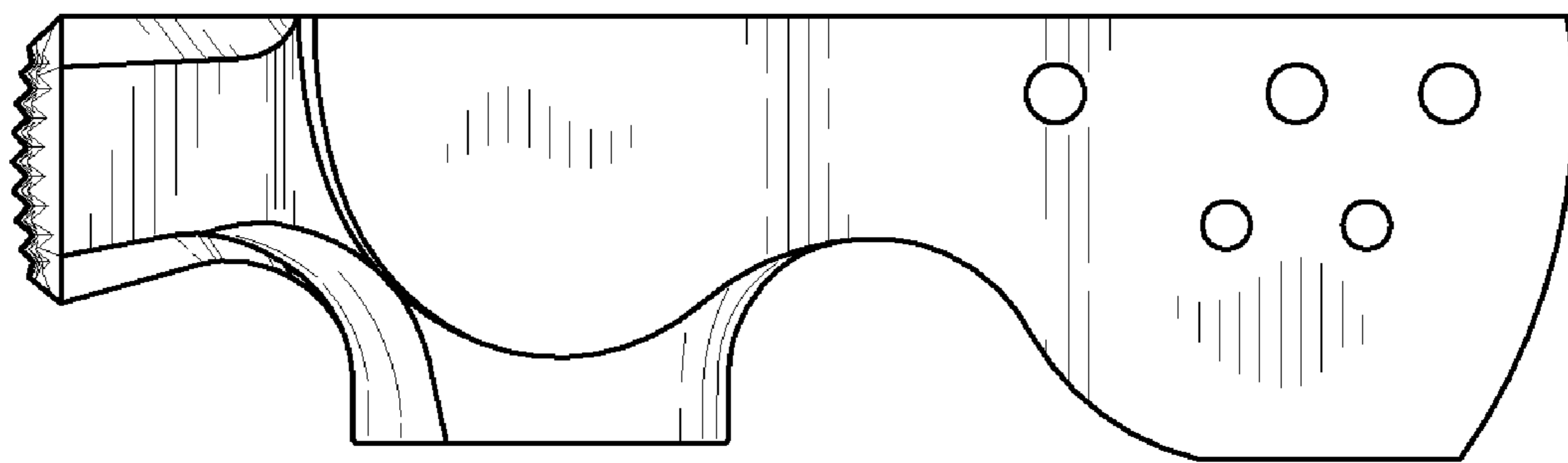


FIG. 3

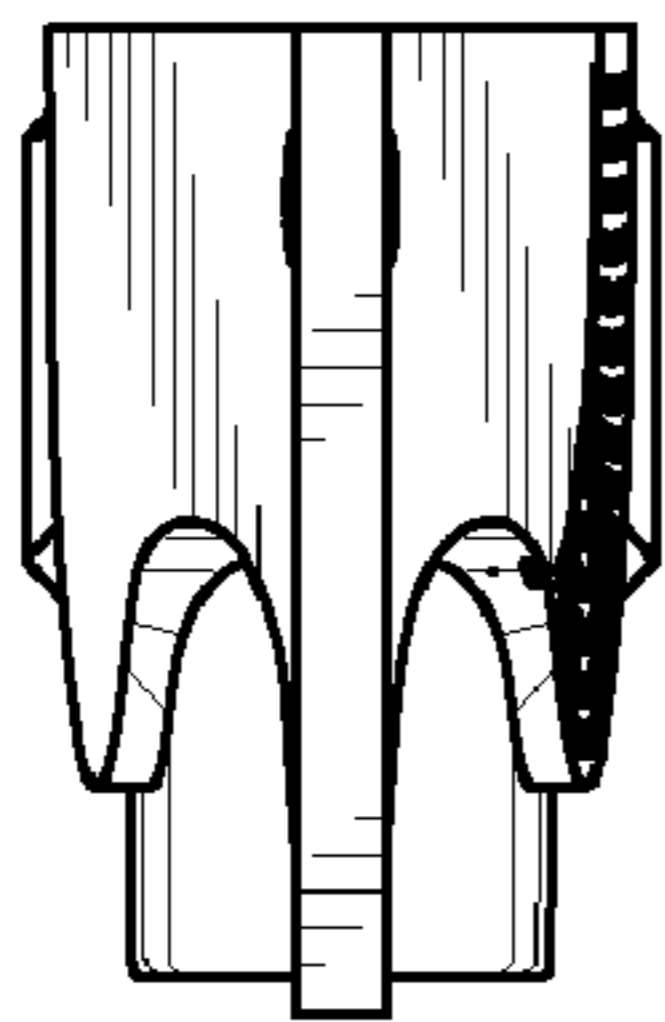


FIG. 4

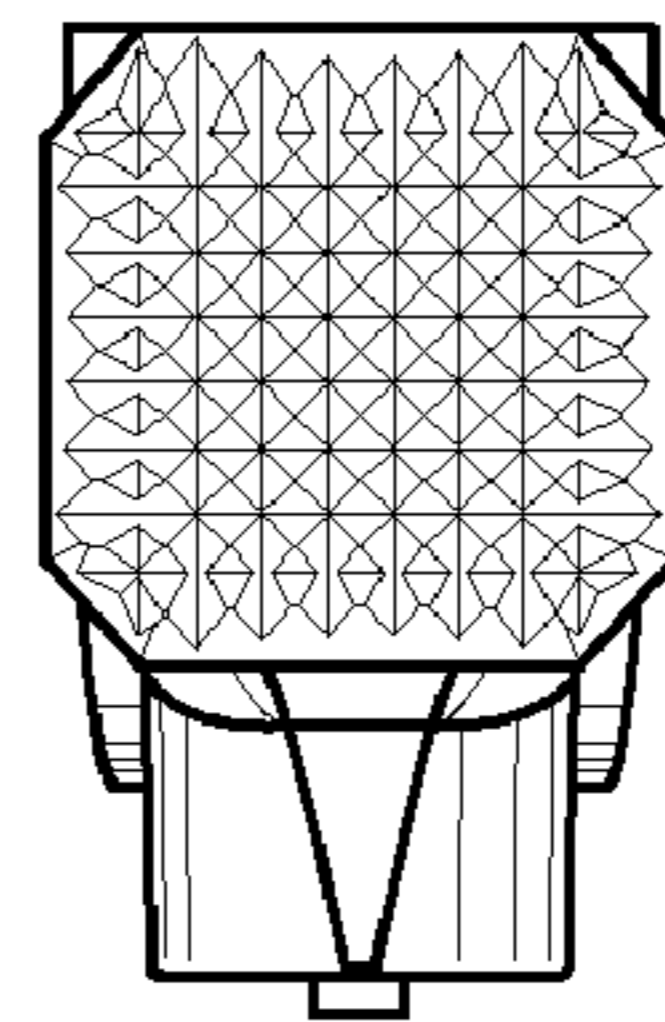


FIG. 5

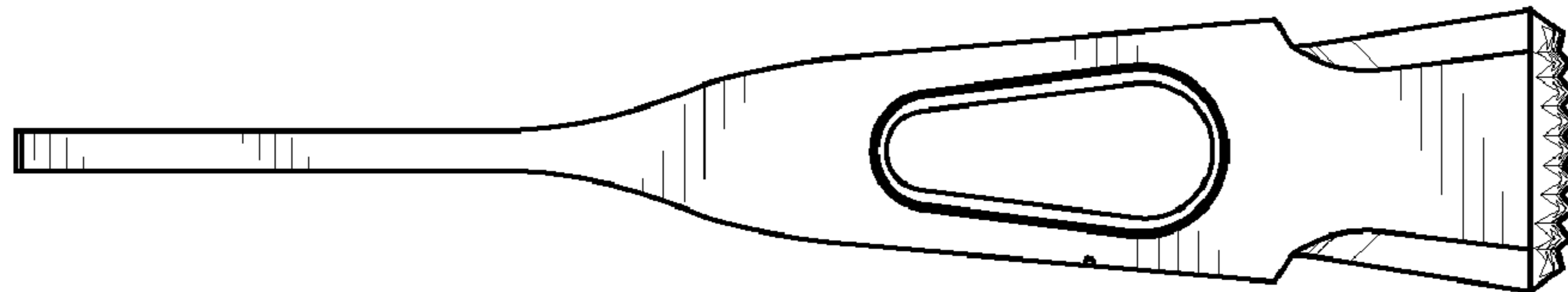


FIG. 6

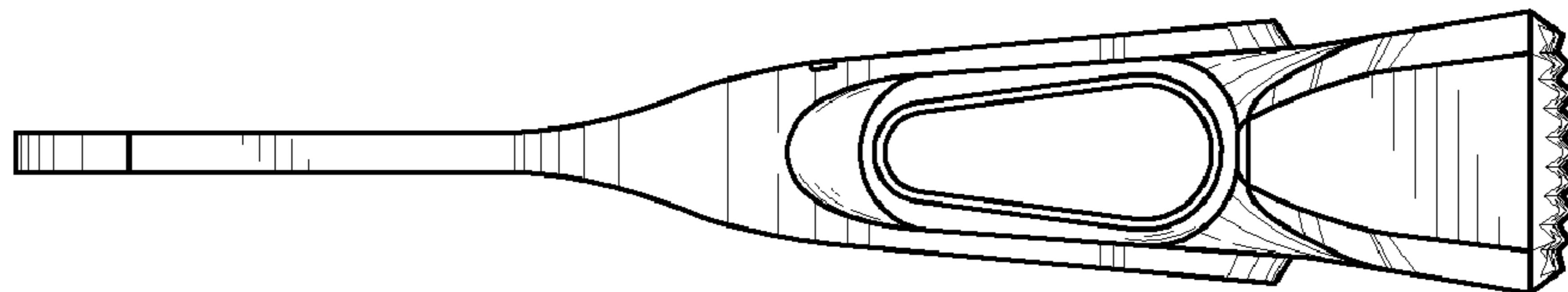


FIG. 7




FIG. 8