



US00D549532S

(12) **United States Design Patent**  
**Metzger et al.**

(10) **Patent No.:** **US D549,532 S**

(45) **Date of Patent:** **\*\* Aug. 28, 2007**

(54) **GRIPPING DEVICE**

(76) Inventors: **Paul Metzger**, 1209 N. Kings Rd., #8, West Hollywood, CA (US) 90069; **Jeff Metzger**, 1209 N. Kings Rd, #8, West Hollywood, CA (US) 90069; **Kenneth A. Gross**, 10827 Baird Ave., California, CA (US) 91326

(\*\*) **Term:** **14 Years**

(21) **Appl. No.:** **29/237,491**

(22) **Filed:** **Aug. 31, 2005**

(51) **LOC (8) Cl.** ..... **08-05**

(52) **U.S. Cl.** ..... **D8/14**

(58) **Field of Classification Search** ..... D8/14,  
D8/107; 81/15.9; 294/26, 1.1, 137, 169, 413,  
294/422; 7/118, 161

See application file for complete search history.

(56) **References Cited**

**U.S. PATENT DOCUMENTS**

2,461,941 A \* 2/1949 Sutton ..... 294/26  
3,197,097 A \* 7/1965 Casuer et al. .... 223/113

4,788,893 A \* 12/1988 Sutton ..... 81/15.9  
5,197,166 A \* 3/1993 Meier et al. .... 24/115 G  
5,487,576 A \* 1/1996 DuVivier ..... 294/19.1  
6,009,569 A \* 1/2000 Ferrara ..... 4/246.3  
6,447,033 B1 \* 9/2002 Konczak ..... 294/15  
6,499,778 B2 \* 12/2002 Boulay ..... 294/26

\* cited by examiner

*Primary Examiner*—Philip S. Hyder

(74) *Attorney, Agent, or Firm*—James E. Brunton

(57) **CLAIM**

The ornamental design for a “gripping device,” as shown.

**DESCRIPTION**

FIG. 1 is a top perspective view of a “gripping device” showing our new design;

FIG. 2 is a top plan view thereof;

FIG. 3 is a right side view thereof;

FIG. 4 is a right end view thereof;

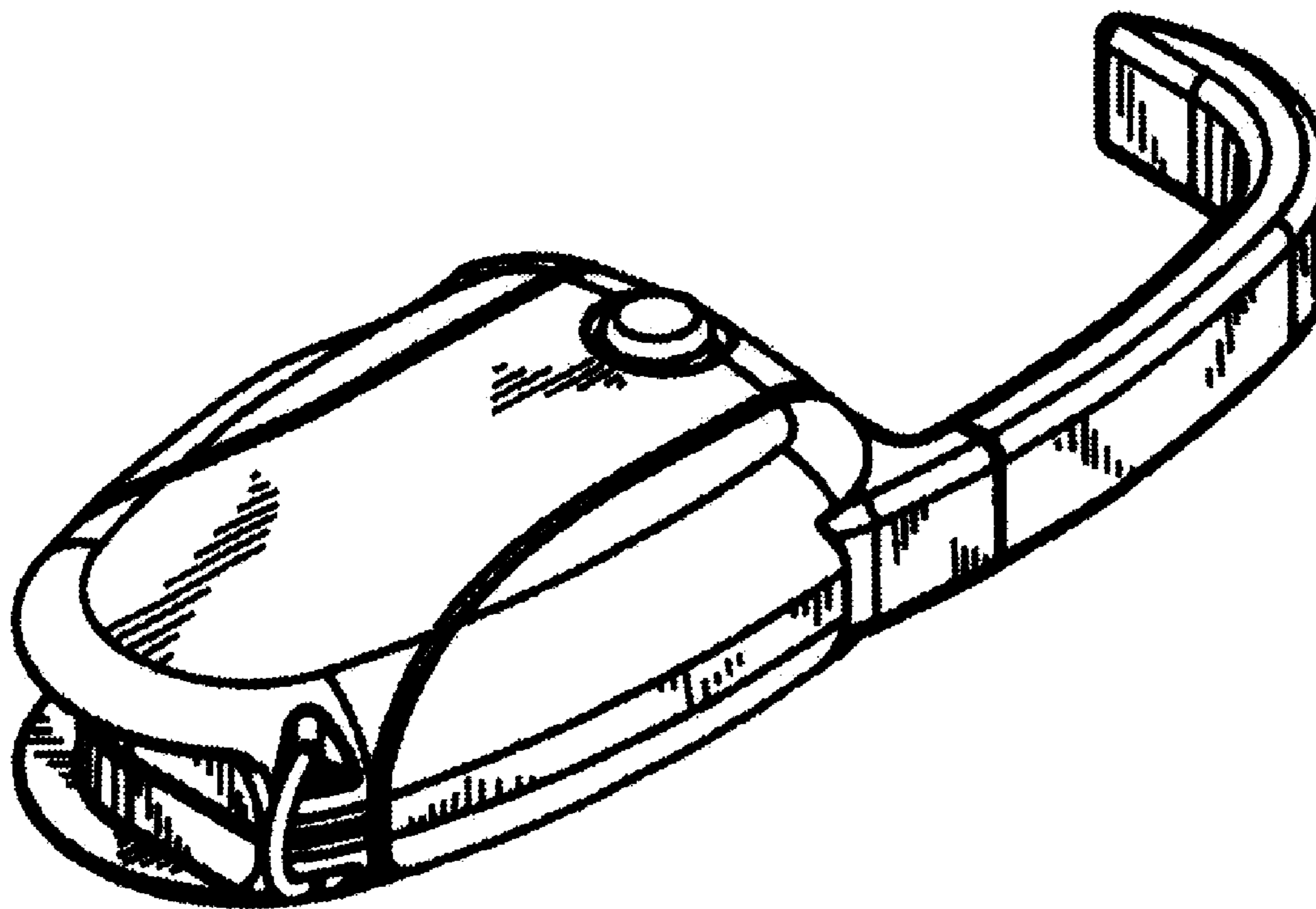
FIG. 5 is a left side view thereof;

FIG. 6 is a left end view thereof;

FIG. 7 is a bottom perspective view thereof; and,

FIG. 8 is a bottom plan view thereof.

**1 Claim, 2 Drawing Sheets**



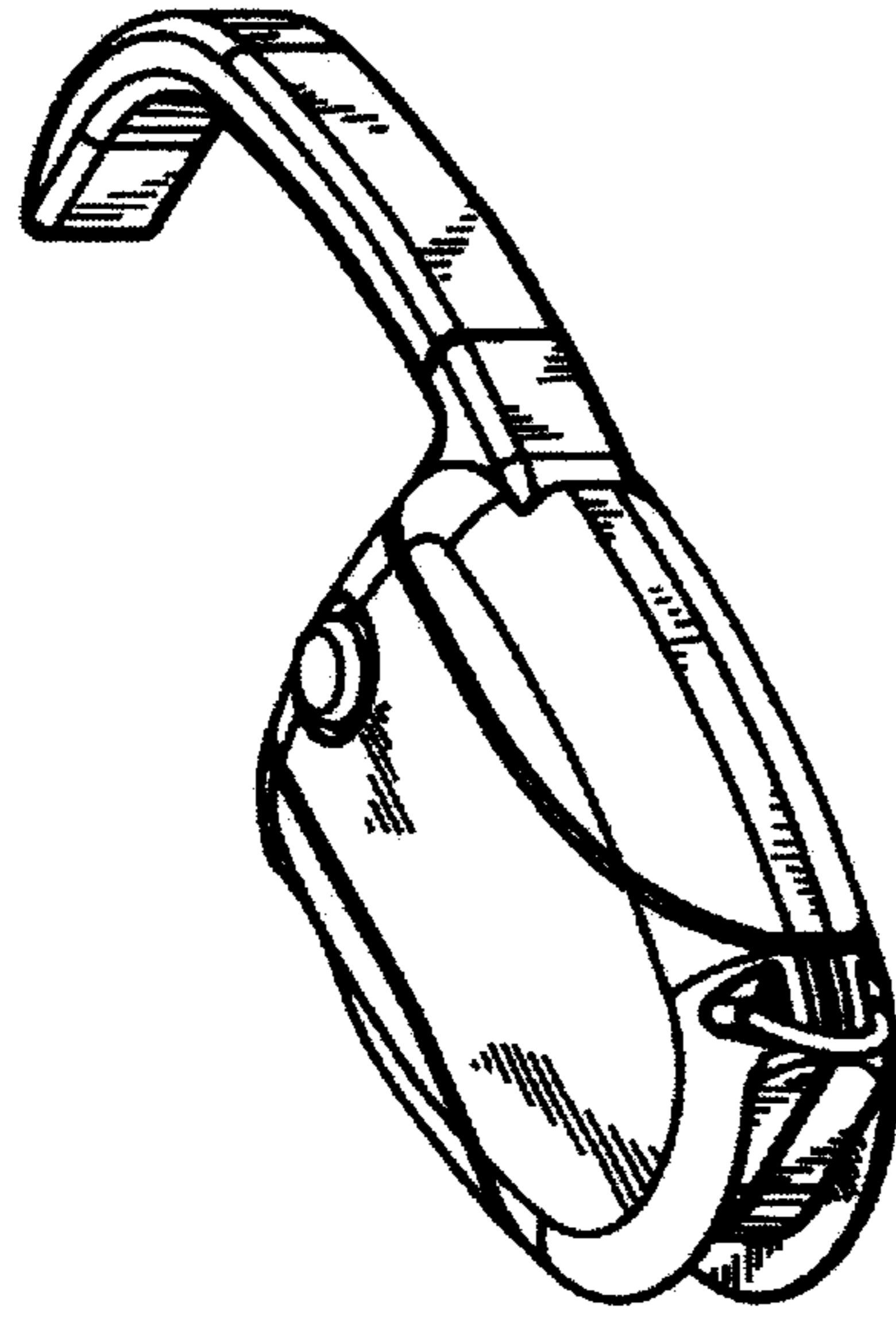


FIG. 1




FIG. 3

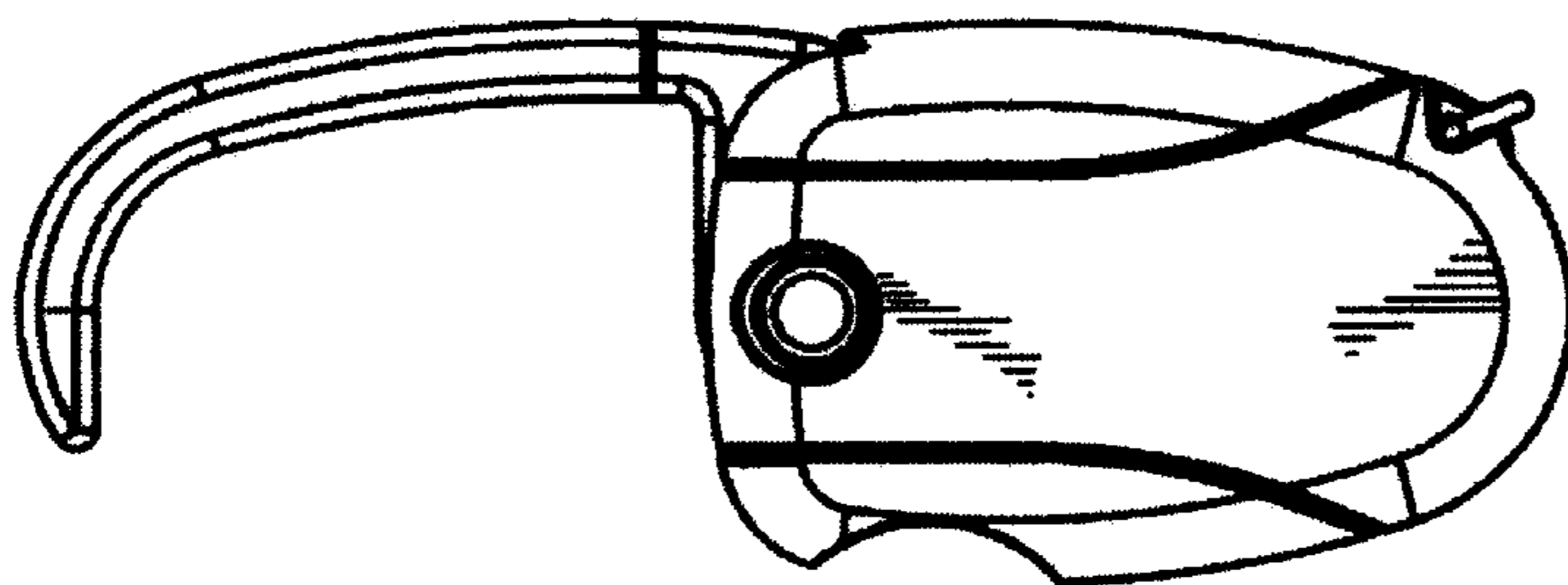


FIG. 2



FIG. 4




FIG. 5

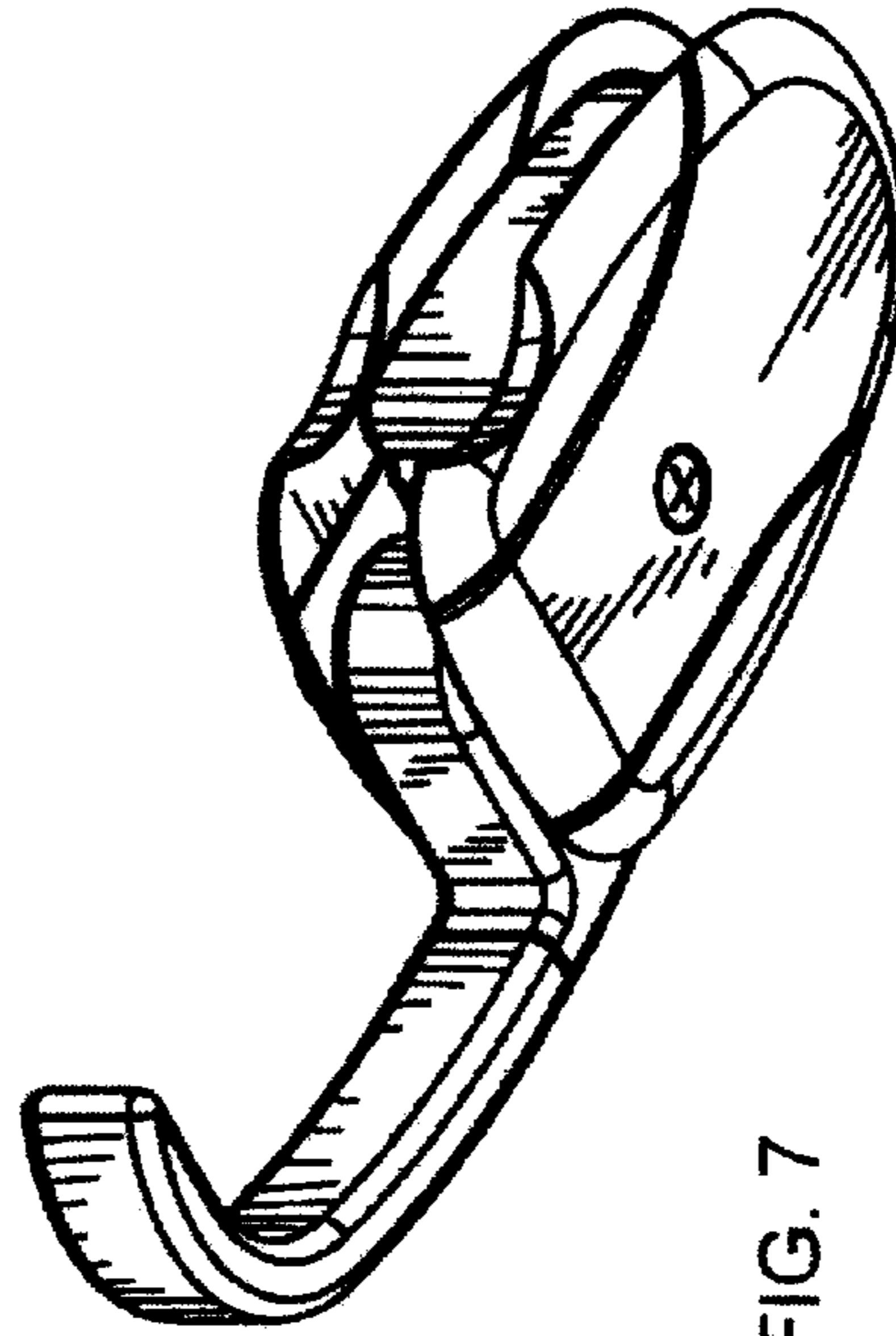


FIG. 7

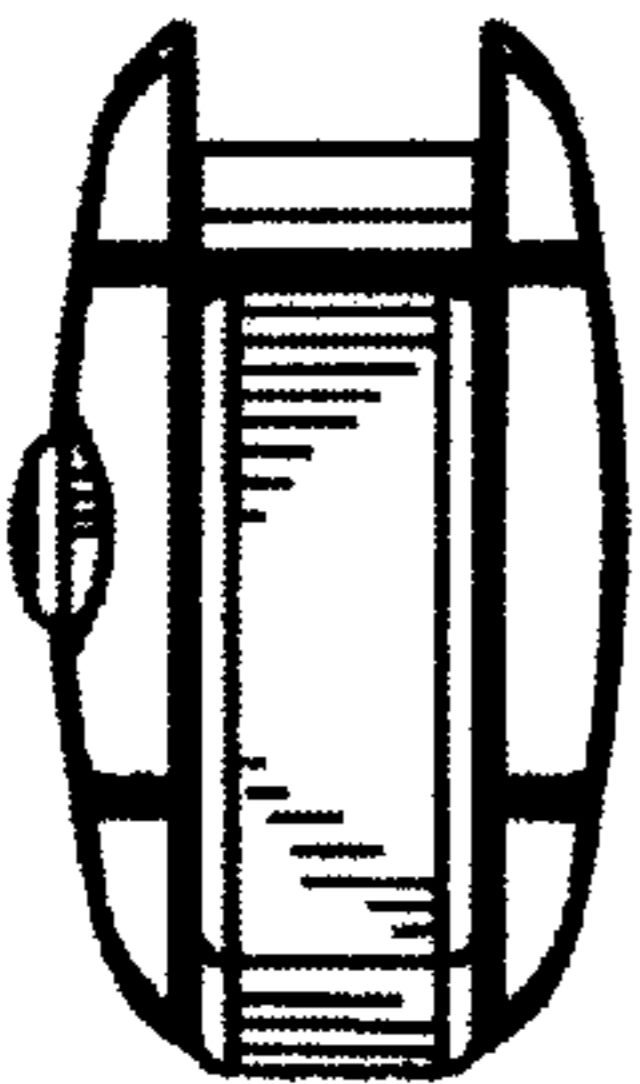


FIG. 6

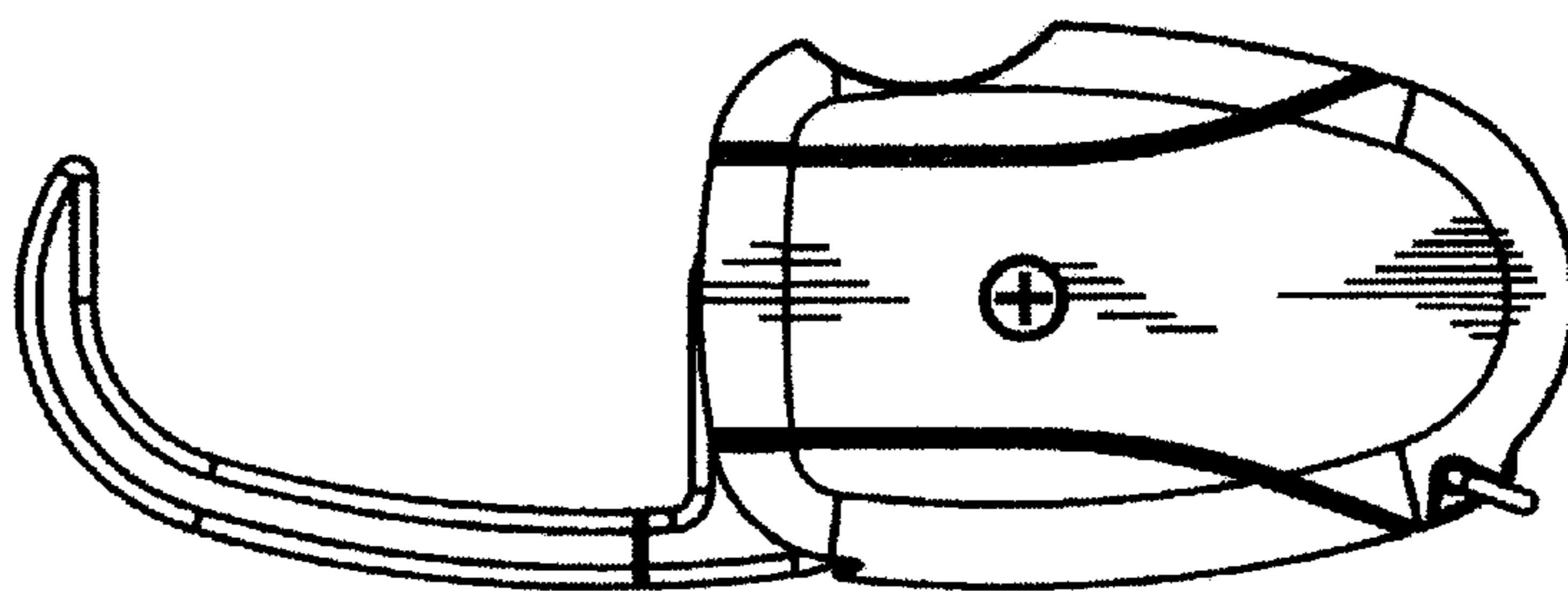


FIG. 8