



US00D549502S

(12) **United States Design Patent**  
**DeLatte**

(10) **Patent No.:** **US D549,502 S**

(45) **Date of Patent:** **\*\* Aug. 28, 2007**

(54) **KEEPSAKE WALL HANGING**

(76) Inventor: **Dana Dauterive DeLatte**, 2070  
Stanford Ave., Baton Rouge, LA (US)  
70808

(\*\*) Term: **14 Years**

(21) Appl. No.: **29/254,876**

(22) Filed: **Mar. 1, 2006**

(51) **LOC (8) Cl.** ..... **06-06**

(52) **U.S. Cl.** ..... **D6/514**

(58) **Field of Classification Search** ..... D6/513-514,  
D6/553, 567, 570-571; 206/278, 9, 286,  
206/289; 211/10, 13.1, 85.3, 113  
See application file for complete search history.

(56) **References Cited**

**U.S. PATENT DOCUMENTS**

D369,261 S *	4/1996	Brink	.....	D6/514
D398,465 S *	9/1998	Wieder	.....	D6/513
D429,897 S *	8/2000	Rogman et al.	.....	D6/571
D438,412 S *	3/2001	Dolan	.....	D6/513
D457,763 S *	5/2002	Borys	.....	D6/513
D499,285 S *	12/2004	Wells	.....	D6/514

\* cited by examiner

*Primary Examiner*—Brian N Vinson

(74) *Attorney, Agent, or Firm*—Roy, Kiesel, Keegan & DeNicola

(57) **CLAIM**

The ornamental design for a keepsake wall hanging, as shown and described.

**DESCRIPTION**

FIG. 1 is a perspective view of a keepsake wall hanging showing my new design;

FIG. 2 is a front elevational view thereof;

FIG. 3 is a rear elevational view thereof;

FIG. 4 is a left side elevational view thereof;

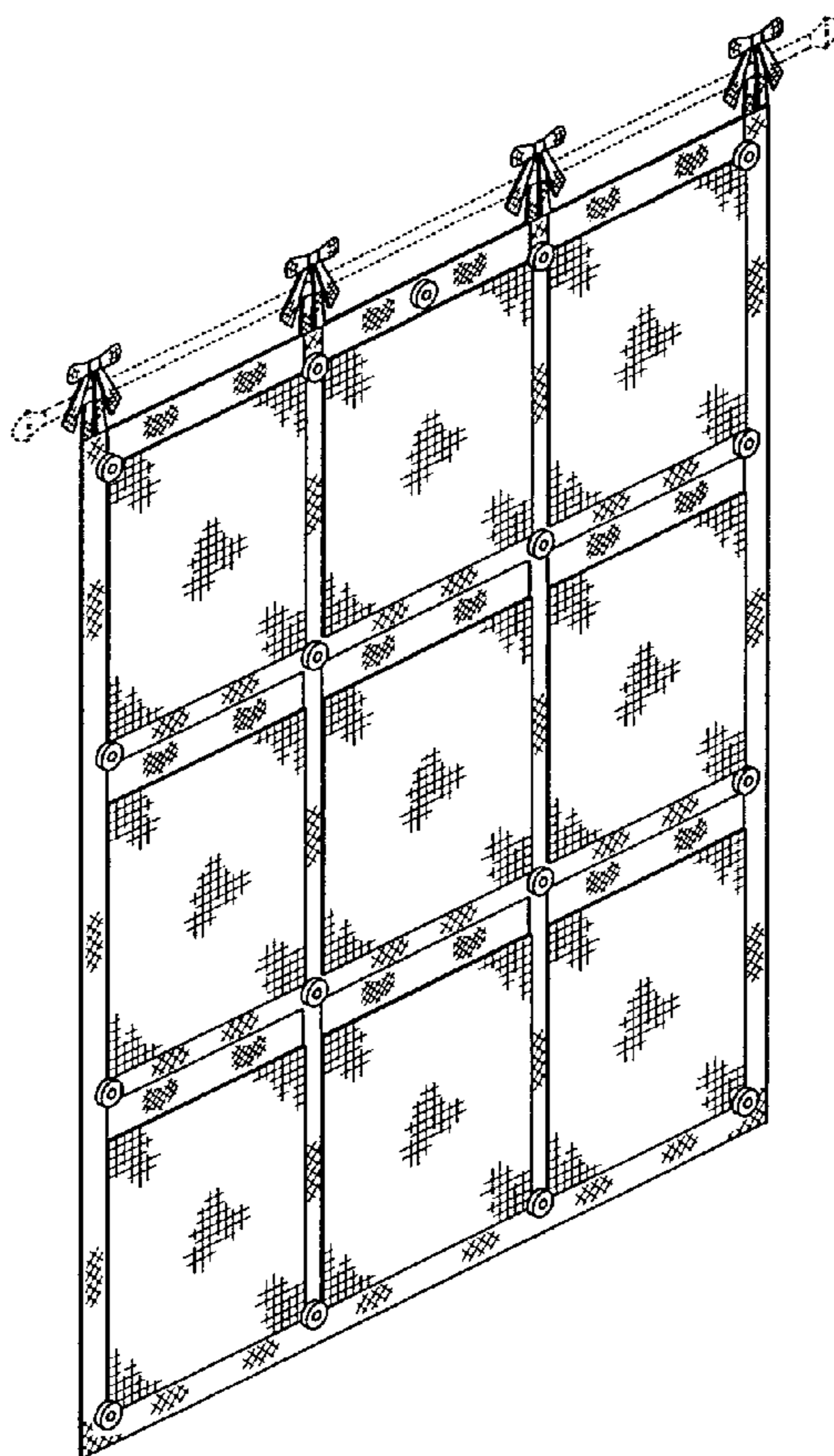
FIG. 5 is a right side elevational view thereof;

FIG. 6 is a bottom plan view thereof;

FIG. 7 is a top plan view thereof; and,

FIG. 8 is an additional perspective view thereof, with the ribbons shown untied and the broken-line disclosure of a rod in the views being for illustrative purposes only and forming no part of the claimed design.

**1 Claim, 5 Drawing Sheets**



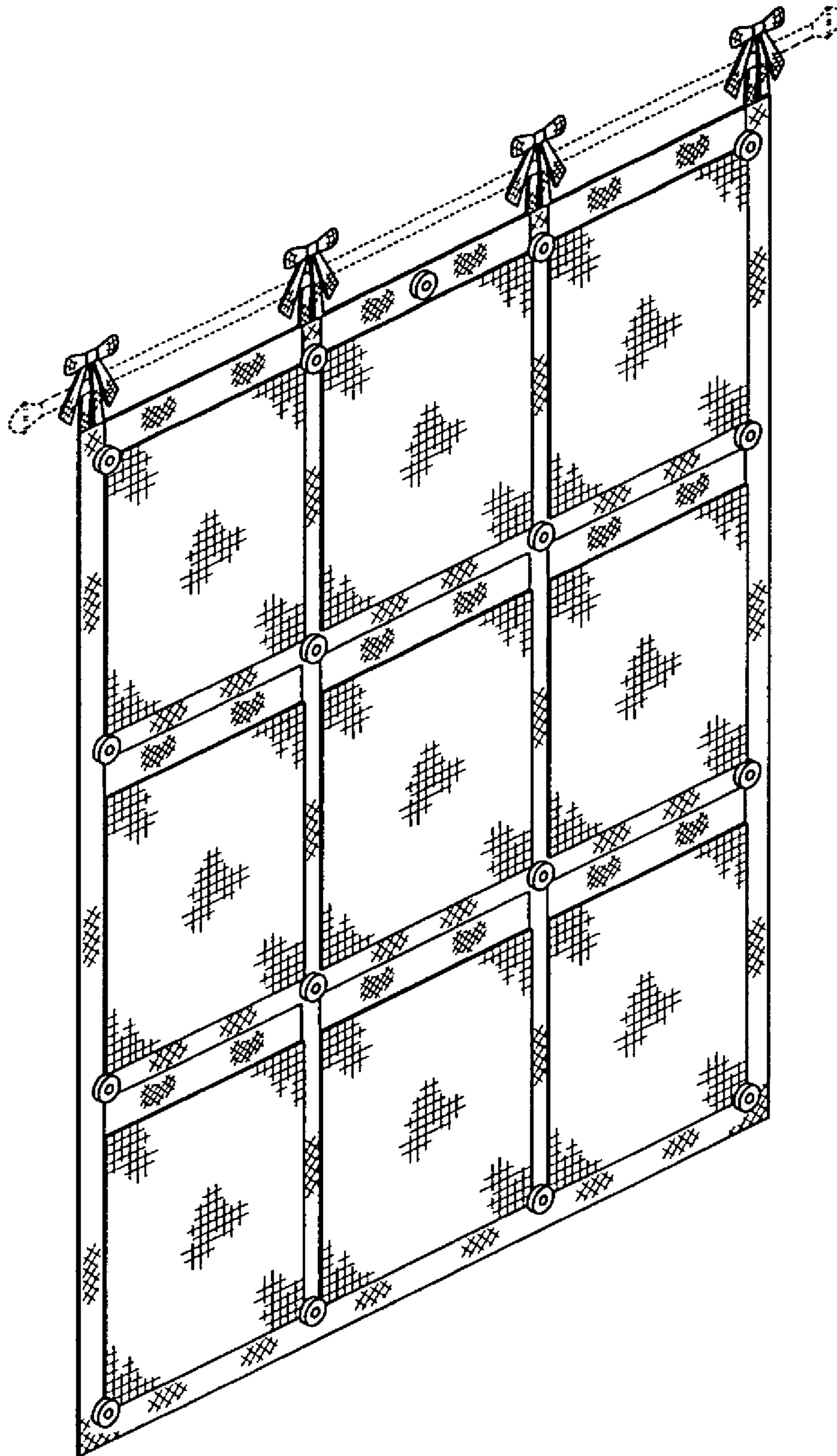


FIG. 1




FIG. 2

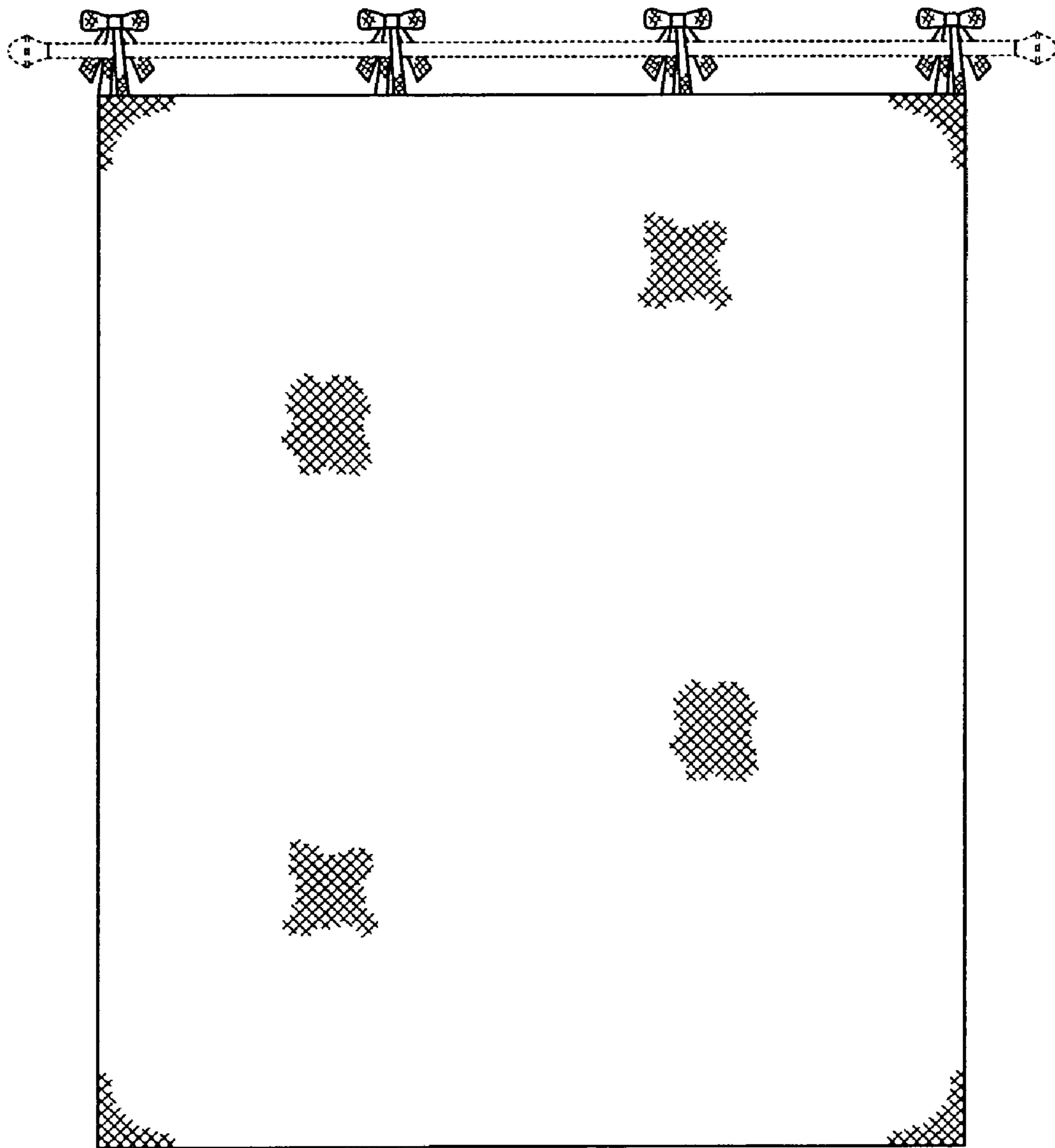


FIG. 3

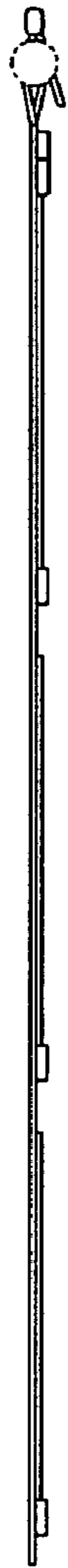


FIG. 4



FIG. 5




FIG. 6



FIG. 7




FIG. 8