



US00D549499S

(12) **United States Design Patent**  
**Gaska et al.**

(10) **Patent No.:** **US D549,499 S**

(45) **Date of Patent:** **\*\* Aug. 28, 2007**

(54) **STORAGE CABINET**

(75) Inventors: **Gil Anthony Gaska**, St. Joseph, MI  
(US); **Leah Z. Lader**, St. Joseph, MI  
(US)

(73) Assignee: **Whirlpool Corporation**, Benton  
Harbor, MI (US)

(\*\*) Term: **14 Years**

(21) Appl. No.: **29/251,436**

(22) Filed: **Jan. 6, 2006**

(51) **LOC (8) Cl.** ..... **06-06**

(52) **U.S. Cl.** ..... **D6/510**

(58) **Field of Classification Search** ..... D6/436,  
D6/445, 446, 491, 492, 509-511; 312/204  
See application file for complete search history.

(56) **References Cited**

U.S. PATENT DOCUMENTS

D287,080 S *	12/1986	Densen .....	D6/446
D288,754 S *	3/1987	Fuss et al. ....	D6/446
4,787,556 A *	11/1988	Heisson .....	238/14
D397,262 S *	8/1998	Thomas .....	D6/446
D401,444 S *	11/1998	Lin .....	D6/446
D434,928 S *	12/2000	Poli .....	D6/446
D456,175 S *	4/2002	Golembeski et al. ....	D6/446
D470,335 S *	2/2003	Brooks .....	D6/446
D471,377 S *	3/2003	Gledhill et al. ....	D6/432
D495,912 S *	9/2004	Schmidt et al. ....	D6/561
6,811,043 B2	11/2004	Perkins et al. ....	211/94.01
D499,276 S *	12/2004	Grosfillex .....	D6/446
D503,840 S	4/2005	Schmidt et al. ....	D34/27

D508,627 S	8/2005	Schmidt et al. ....	D6/510
6,926,160 B2	8/2005	Perkins et al. ....	211/94.01
6,926,376 B2	8/2005	Arent et al. ....	312/249.9
D510,831 S	10/2005	Schmidt et al. ....	D6/510
D514,854 S *	2/2006	Schmidt et al. ....	D6/510
D518,984 S *	4/2006	Schmidt et al. ....	D6/510
D520,784 S *	5/2006	Schmidt et al. ....	D6/510
D521,285 S *	5/2006	Schmidt et al. ....	D6/510

\* cited by examiner

*Primary Examiner*—Cathron C. Brooks

(74) *Attorney, Agent, or Firm*—Tara M. Hartman; John F. Colligan

(57) **CLAIM**

The ornamental design for storage cabinet, as shown and described.

**DESCRIPTION**

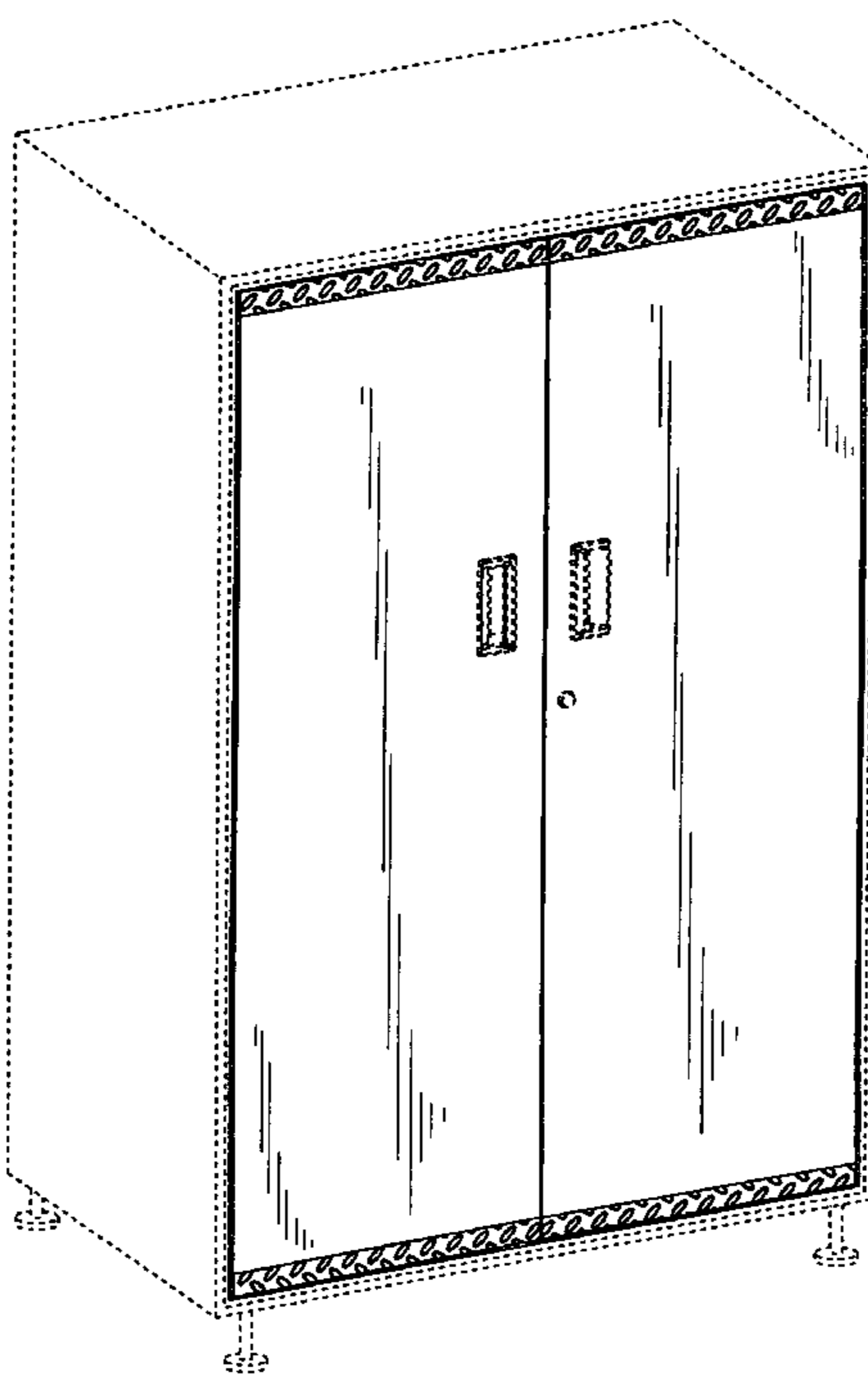
FIG. 1 is a left front perspective view of the design of the storage cabinet; and,

FIG. 2 is a front elevational view thereof. The ornamental design is not visible in a rear view, top plan view, right or left side views or bottom view.

The characteristic feature of the ornamental design resides in the use of bands of a pattern on the doors of the storage cabinet.

The broken line showing of hardware, of legs and of surfaces of the cabinet enclosing the doors at the top, bottom, and side edges of the doors, and the cabinet surfaces extending back from the face of the doors forms no part of the claimed design.

**1 Claim, 2 Drawing Sheets**



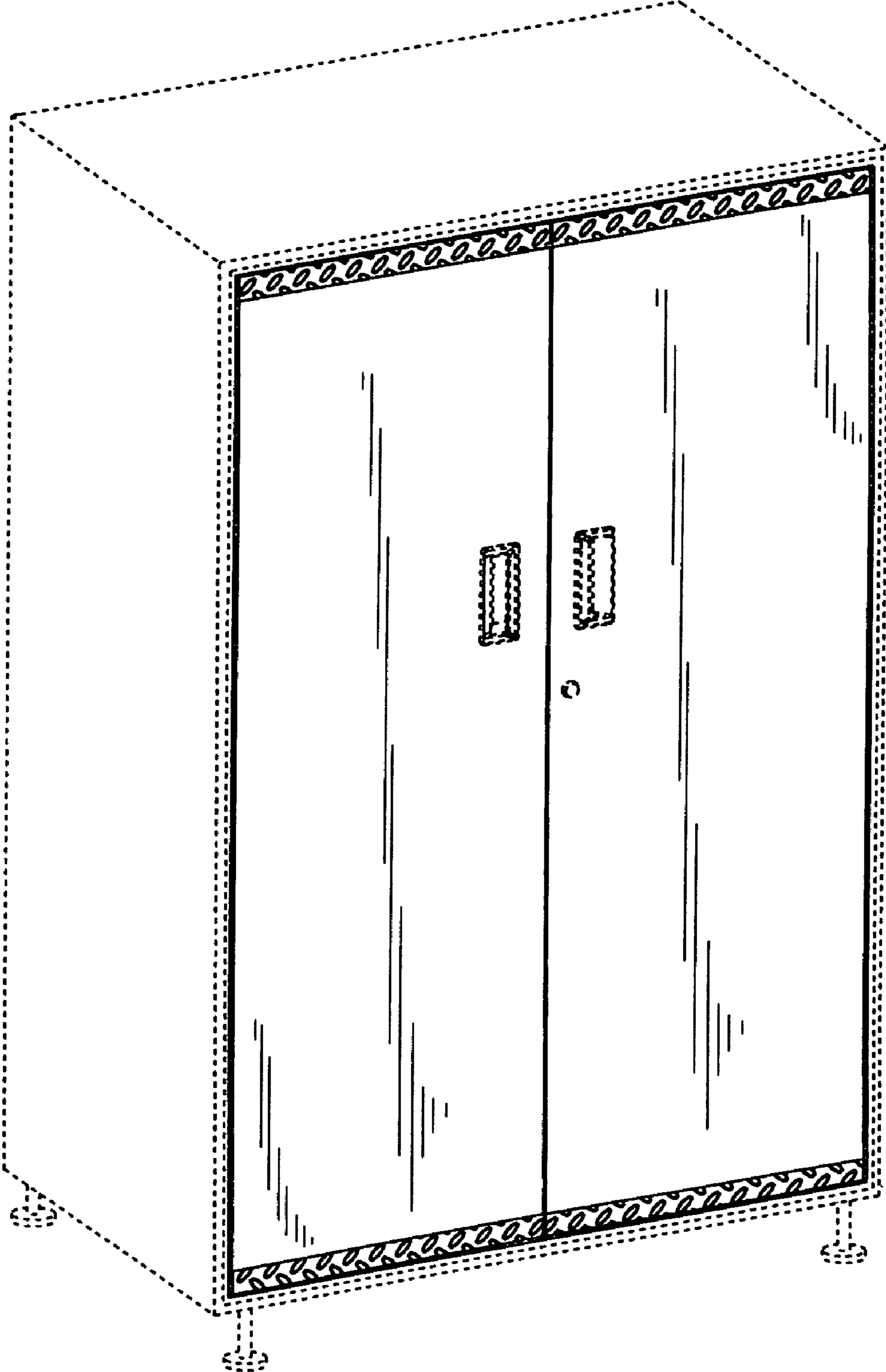


Fig. 1

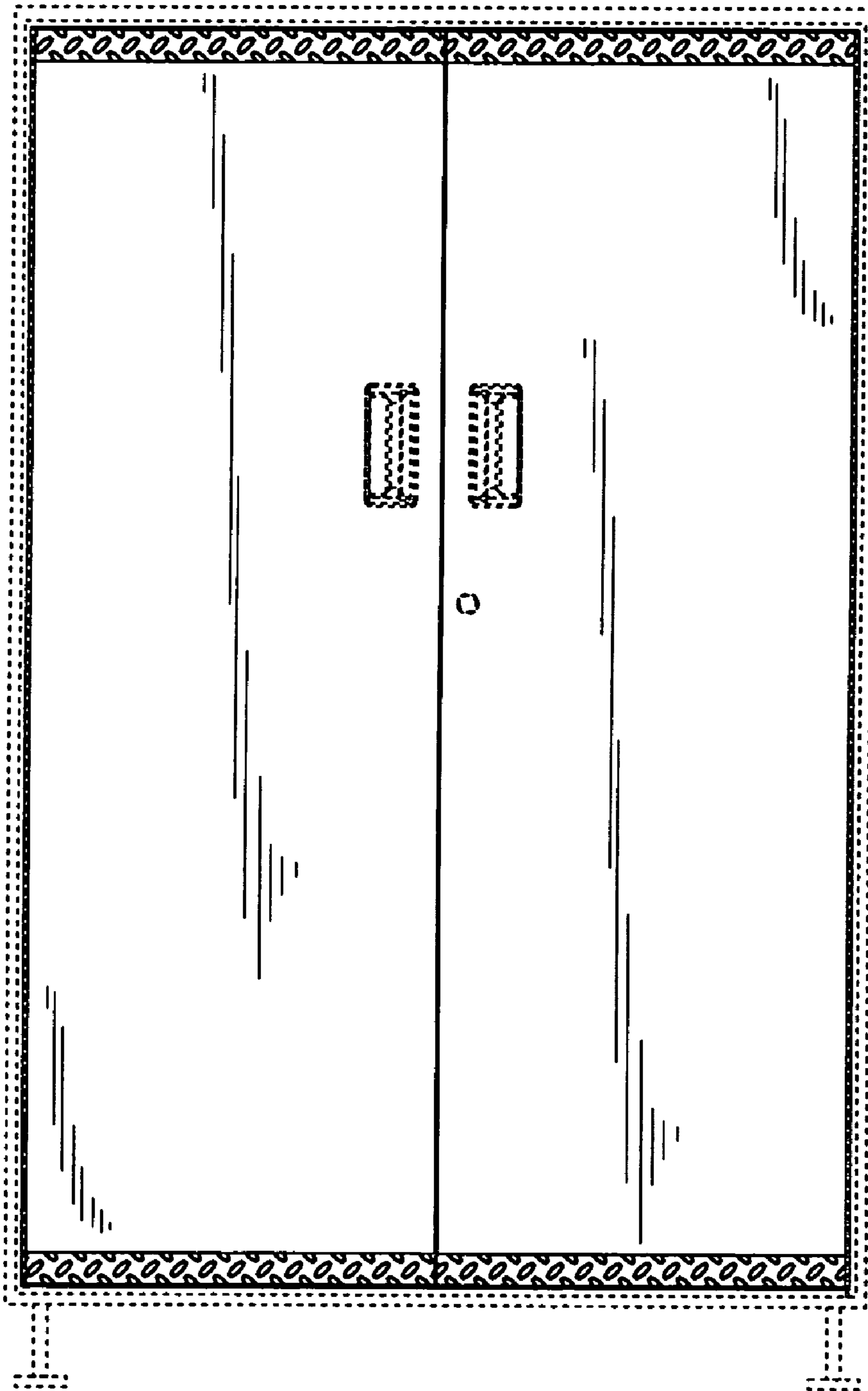


Fig. 2