

US00D549493S

(12) **United States Design Patent** (10) **Patent No.:** **US D549,493 S**  
**Petrick et al.** (45) **Date of Patent:** **\*\* Aug. 28, 2007**

(54) **DISPLAY SUPPORT POLE**

D542,640 S \* 5/2007 Heindl ..... D8/382  
D542,643 S \* 5/2007 Heindl et al. .... D8/382  
2004/0251388 A1 12/2004 Williams

(75) Inventors: **Christopher Petrick**, Park Ridge, IL (US); **Robert Coon**, Chicago, IL (US); **Clifford Krapfl**, Chicago, IL (US); **John B. Freese**, Evanston, IL (US); **Bjorn Gunderson**, Chicago, IL (US); **Jimmy-Quang Viet Doan**, Chicago, IL (US)

**FOREIGN PATENT DOCUMENTS**

DE 197 48 480 A1 5/1999  
EP 1 312 852 A 5/2003  
EP 1 331 430 A 7/2003

**OTHER PUBLICATIONS**

(73) Assignee: **Bretford Manufacturing Inc.**, Franklin Park, IL (US)

Invitation To Pay Additional Fees with partial International Search dated Sep. 22, 2006 from PCT patent application No. PCT/CA2006/016552.

(\*\*) Term: **14 Years**

\* cited by examiner

(21) Appl. No.: **29/258,576**

*Primary Examiner*—Caron D. Veynar

*Assistant Examiner*—Sydney R. Buffalow

(22) Filed: **Apr. 24, 2006**

(74) *Attorney, Agent, or Firm*—John C. Gorski

(51) **LOC (8) Cl.** ..... **06-06**

(57) **CLAIM**

(52) **U.S. Cl.** ..... **D6/495**

(58) **Field of Classification Search** ..... D6/491,  
D6/396, 397, 418, 421, 495, 509, 511, 499,  
D6/505, 503; D25/58, 122, 123, 126, 119,  
D25/120, 61, 48; 52/239, 27, 36.1, 36.4;  
211/153, 87.01, 189; D8/382; 405/279;  
5/53.1, 280

The ornamental design for a display support pole, as shown and described.

See application file for complete search history.

**DESCRIPTION**

(56) **References Cited**

**U.S. PATENT DOCUMENTS**

1,098,077 A \* 5/1914 Annison ..... 405/279  
D143,429 S \* 1/1946 Ketchum ..... D25/48  
D342,403 S \* 12/1993 Magnusson ..... D6/499  
6,119,317 A 9/2000 Pfister et al.  
D465,288 S \* 11/2002 Wall ..... D25/61  
D469,282 S \* 1/2003 O'Hare et al. .... D6/495  
D471,083 S \* 3/2003 Wall ..... D8/382  
D471,793 S \* 3/2003 Wall ..... D8/382  
D472,455 S \* 4/2003 Wall ..... D8/382  
D479,798 S \* 9/2003 Wall ..... D8/382

FIG. 1 is a front perspective view of a display support pole embodying our novel design;

FIG. 2 is an enlarged front perspective view of a top portion of the display support pole of FIG. 1;

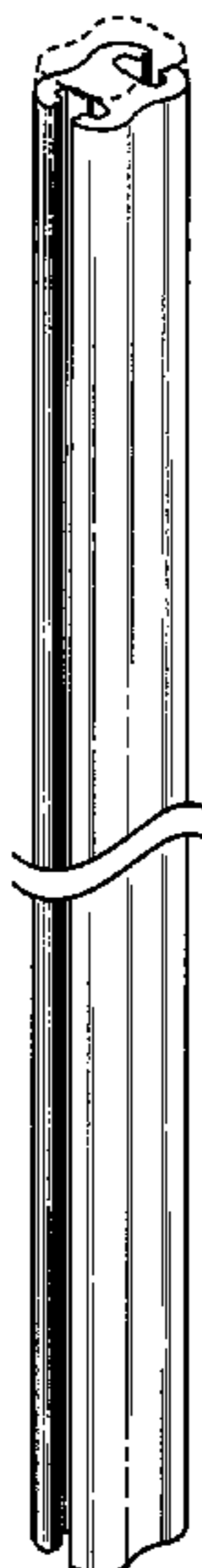
FIG. 3 is a top plan view of the display support pole of FIG. 1;

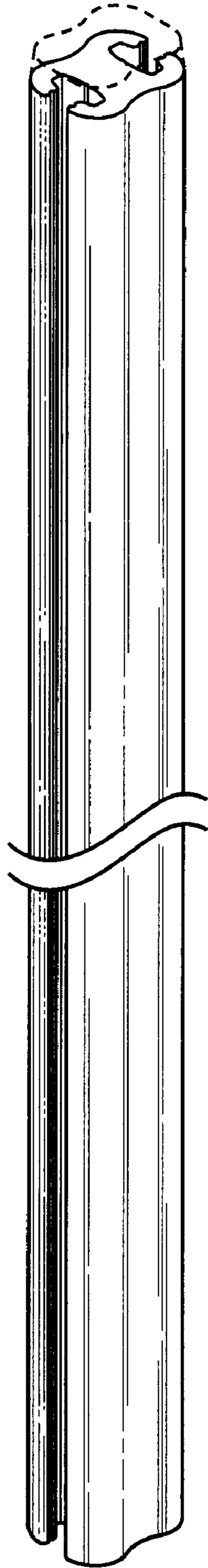
FIG. 4 is a right side view of the display support pole of FIG. 1, the left side being the same as the right side; and,

FIG. 5 is a front view of the display support pole of FIG. 1, the back side being the same as the front.

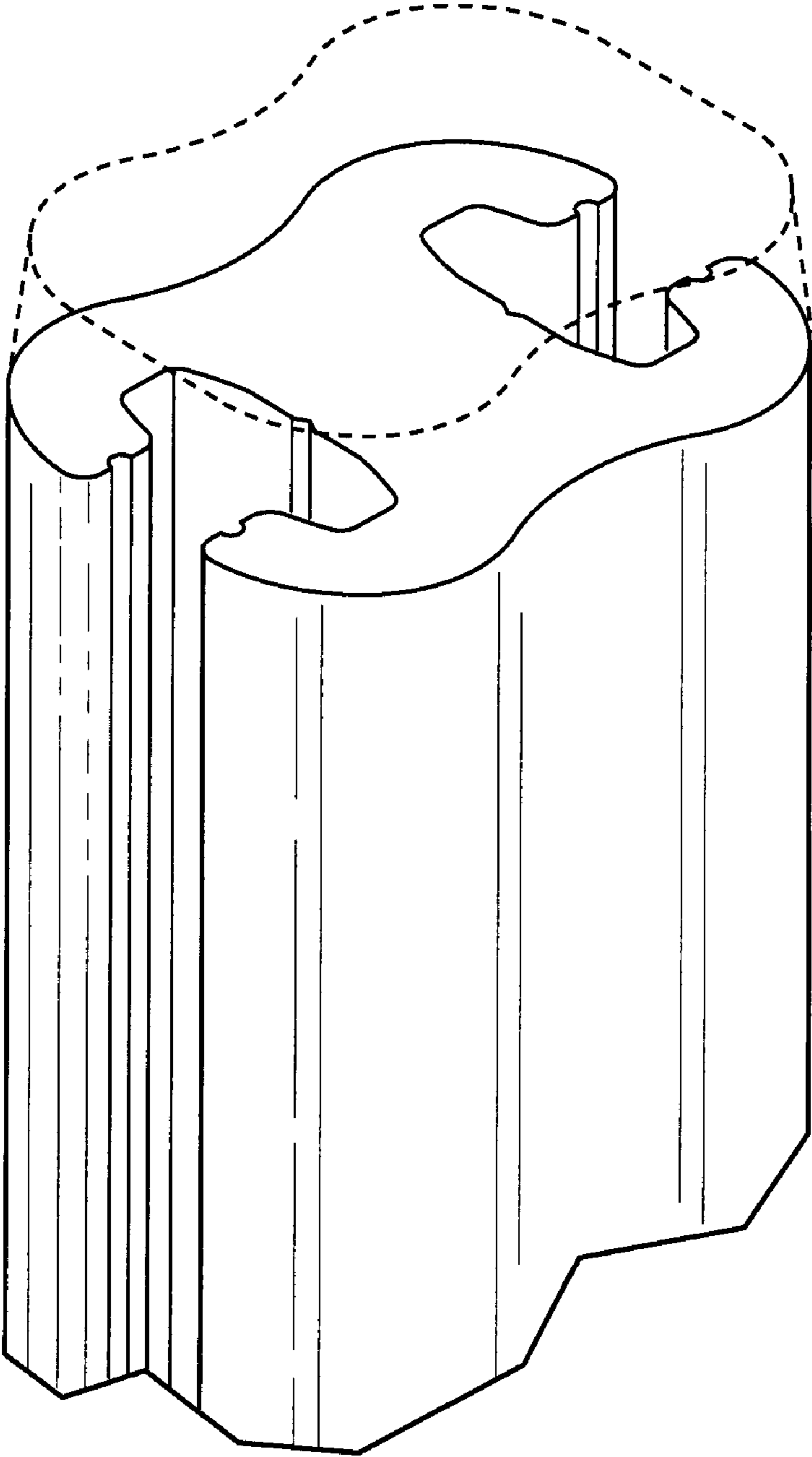
The broken lines shown in the drawings are for illustrative purposes only and form no part of the claimed design.

**1 Claim, 5 Drawing Sheets**

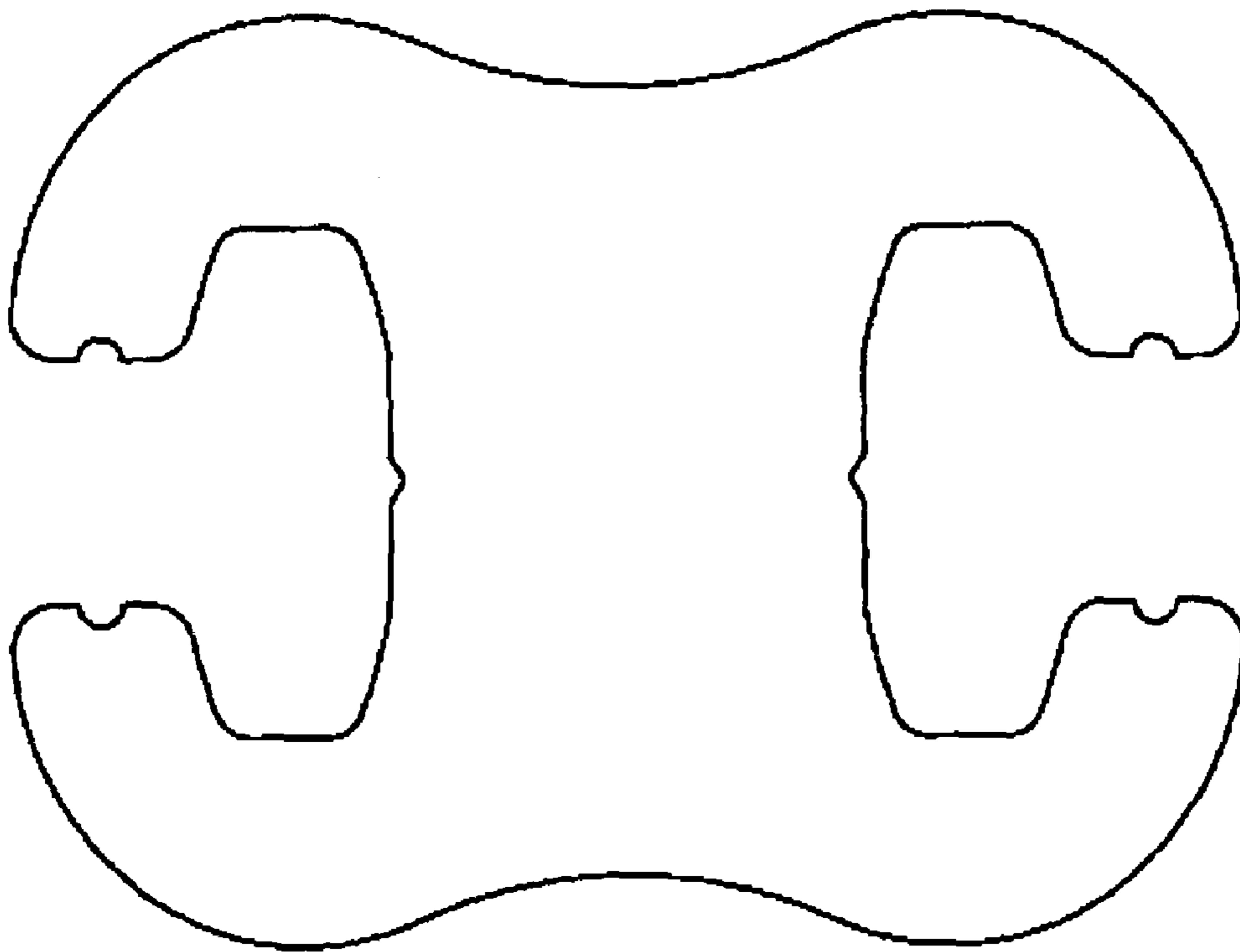





**FIG. 1**



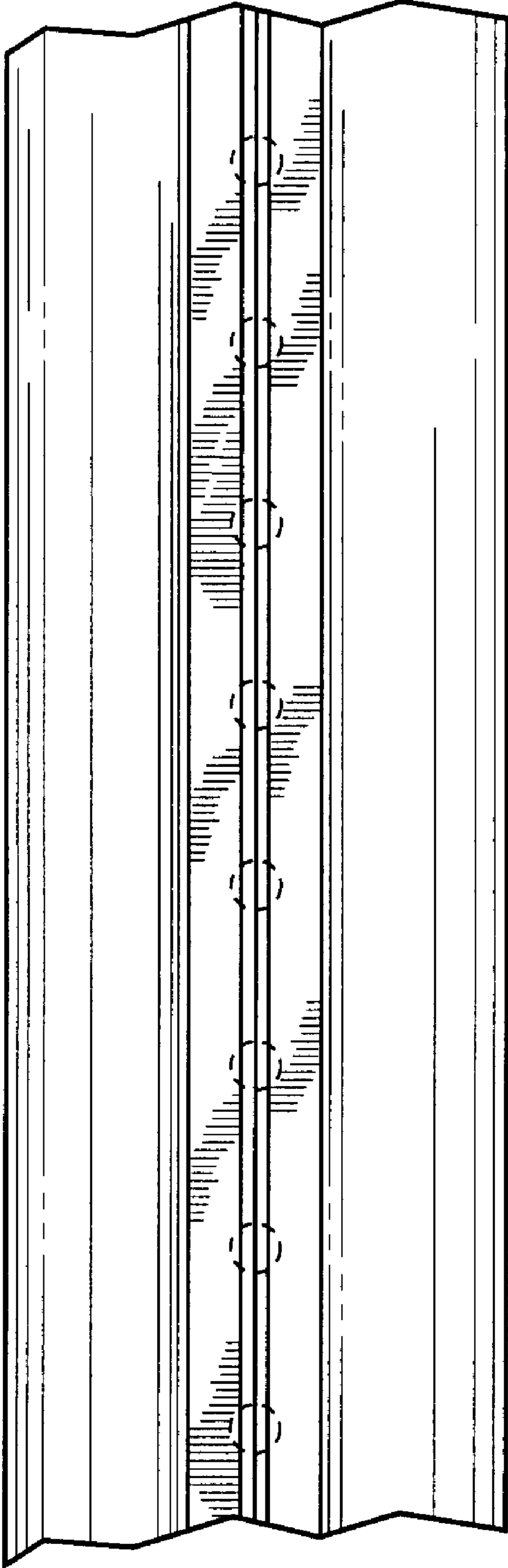
**FIG. 2**



**FIG. 3**



**FIG. 4**



**FIG. 5**