



US00D549490S

(12) **United States Design Patent**
Brimacombe et al.

(10) **Patent No.:** **US D549,490 S**

(45) **Date of Patent:** **** Aug. 28, 2007**

(54) **TABLE**

(75) Inventors: **Steven John Brimacombe**, Middlesex (GB); **Stephen Nicholas Charles**, Surrey (GB)

(73) Assignee: **Smallbone USA, Inc.**, New York, NY (US)

(**) Term: **14 Years**

(21) Appl. No.: **29/275,703**

(22) Filed: **Jan. 4, 2007**

(51) **LOC (8) Cl.** **06-03**

(52) **U.S. Cl.** **D6/480; D6/432**

(58) **Field of Classification Search** D6/432, D6/436, 438, 444, 445, 446, 448, 480-489, D6/495; 108/151, 153.1, 155, 156, 157.1, 108/161; 312/195, 204, 208.3, 241, 257.1, 312/265.1; 248/188, 188.1, 188.8

See application file for complete search history.

(56) **References Cited**

U.S. PATENT DOCUMENTS

- D82,622 S * 11/1930 Pauli D6/436
- D113,318 S * 2/1939 Barnett D6/438
- 2,172,605 A * 9/1939 Bourn 312/208.3

- D204,990 S * 6/1966 Klein et al. D6/448
- D205,290 S * 7/1966 Klein et al. D6/480
- D224,871 S * 10/1972 Winrow D6/446
- D372,606 S * 8/1996 Stone et al. D6/445
- 5,944,396 A * 8/1999 Stephan 312/204
- D493,051 S * 7/2004 Restemayer D6/484
- D513,371 S * 1/2006 Juneau et al. D6/446

* cited by examiner

Primary Examiner—Mimosa De

(74) *Attorney, Agent, or Firm*—Alston & Bird LLP

(57) **CLAIM**

The ornamental design for a table, as shown and described.

DESCRIPTION

FIG. 1 is a perspective view of a table showing our new design;


FIG. 2 is a front elevation view thereof;

FIG. 3 is a top plan view thereof; and,

FIG. 4 is a right side elevation view thereof, the left side elevation view being a mirror image thereof.

The broken lines shown herein are for illustrative purposes only and form no part of the claimed design.

1 Claim, 4 Drawing Sheets






FIG. 1




FIG. 2

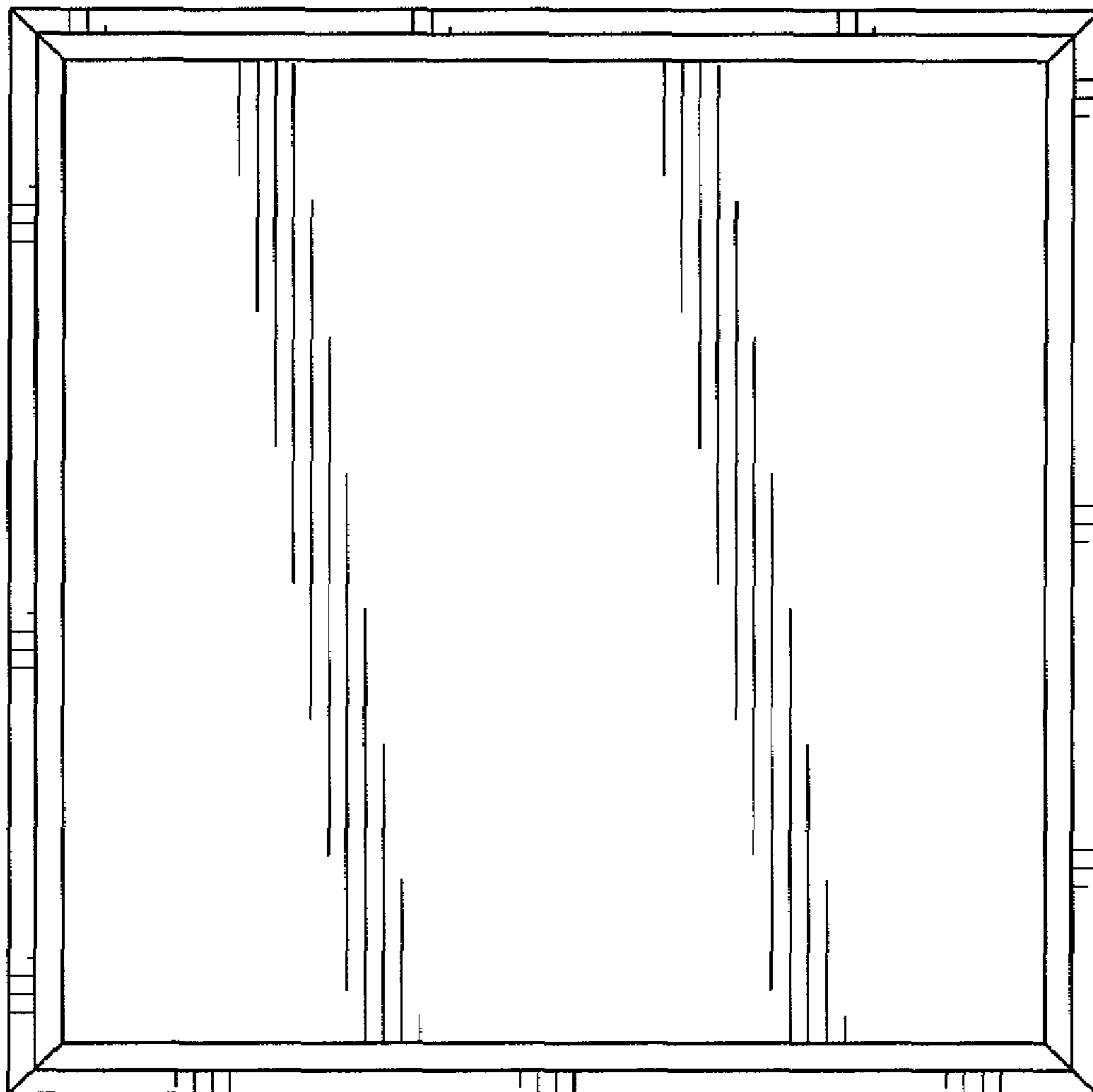


FIG. 3

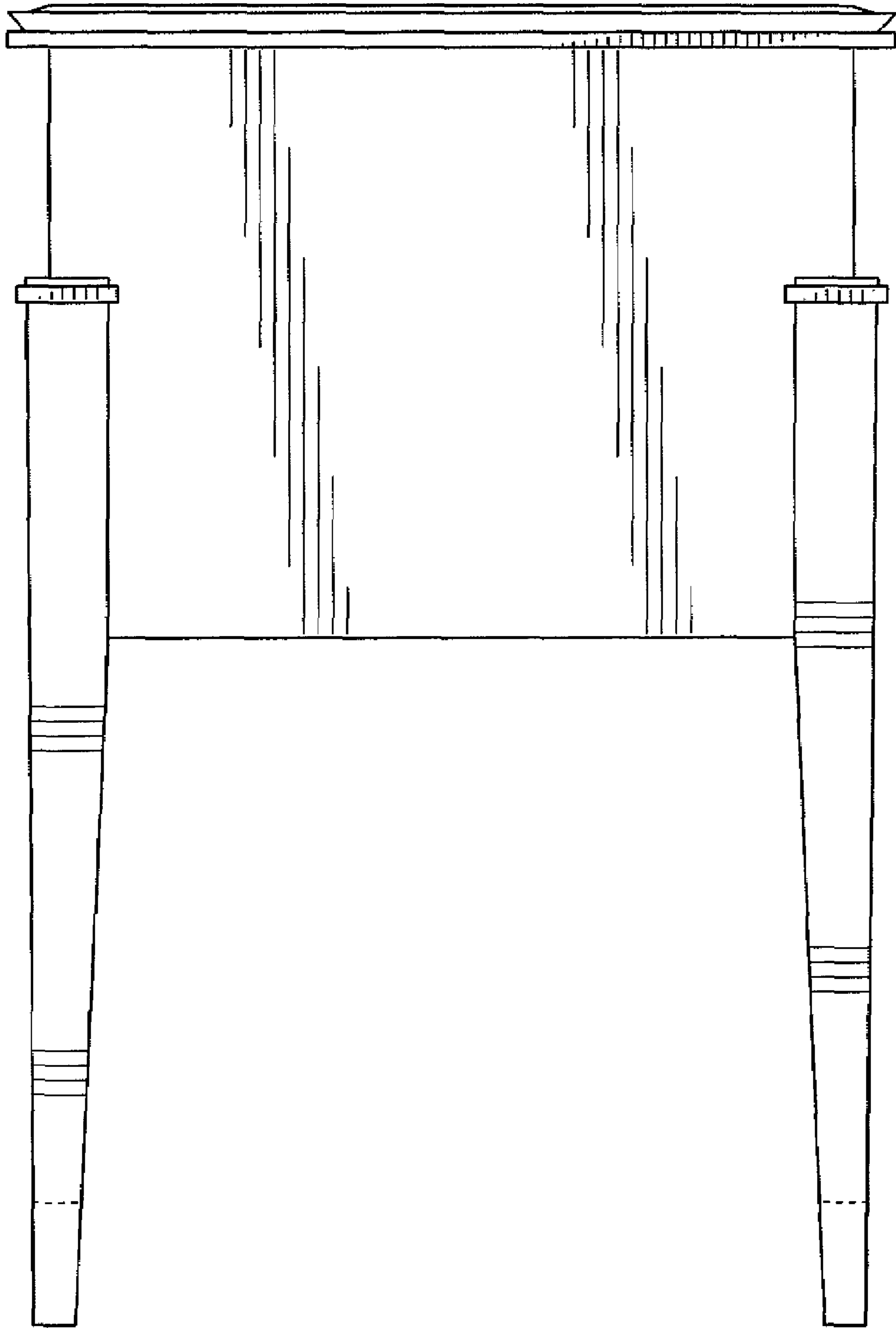


FIG. 4