

US00D549487S

(12) **United States Design Patent**  
**Sheppard**

(10) **Patent No.:** **US D549,487 S**

(45) **Date of Patent:** **\*\* Aug. 28, 2007**

(54) **TABLE**

(75) Inventor: **Peter Ralph Sheppard**, London (GB)

(73) Assignee: **Smallbone USA, Inc.**, New York, NY (US)

(\*\*) Term: **14 Years**

(21) Appl. No.: **29/275,702**

(22) Filed: **Jan. 4, 2007**

(51) **LOC (8) Cl.** ..... **06-04**

(52) **U.S. Cl.** ..... **D6/446; D6/432**

(58) **Field of Classification Search** ..... D6/432,  
D6/436-441, 444-448; D24/185, 234; D30/19,  
D30/20; 312/107, 204, 257.1, 260, 261,  
312/330.1; D13/184

See application file for complete search history.

(56) **References Cited**

**U.S. PATENT DOCUMENTS**

D103,913 S \* 3/1937 Mandl ..... D34/20  
D231,238 S \* 4/1974 Hase ..... D6/448

D407,238 S \* 3/1999 Zaidman ..... D6/446  
D431,934 S \* 10/2000 Chininis ..... D6/446  
2003/0230957 A1\* 12/2003 Doerfler et al. .... 312/257.1

\* cited by examiner

*Primary Examiner*—Mimosa De

(74) *Attorney, Agent, or Firm*—Alston & Bird LLP

(57) **CLAIM**

The ornamental design for table, as shown and described.

**DESCRIPTION**

FIG. 1 is a perspective view of a table showing my new design;

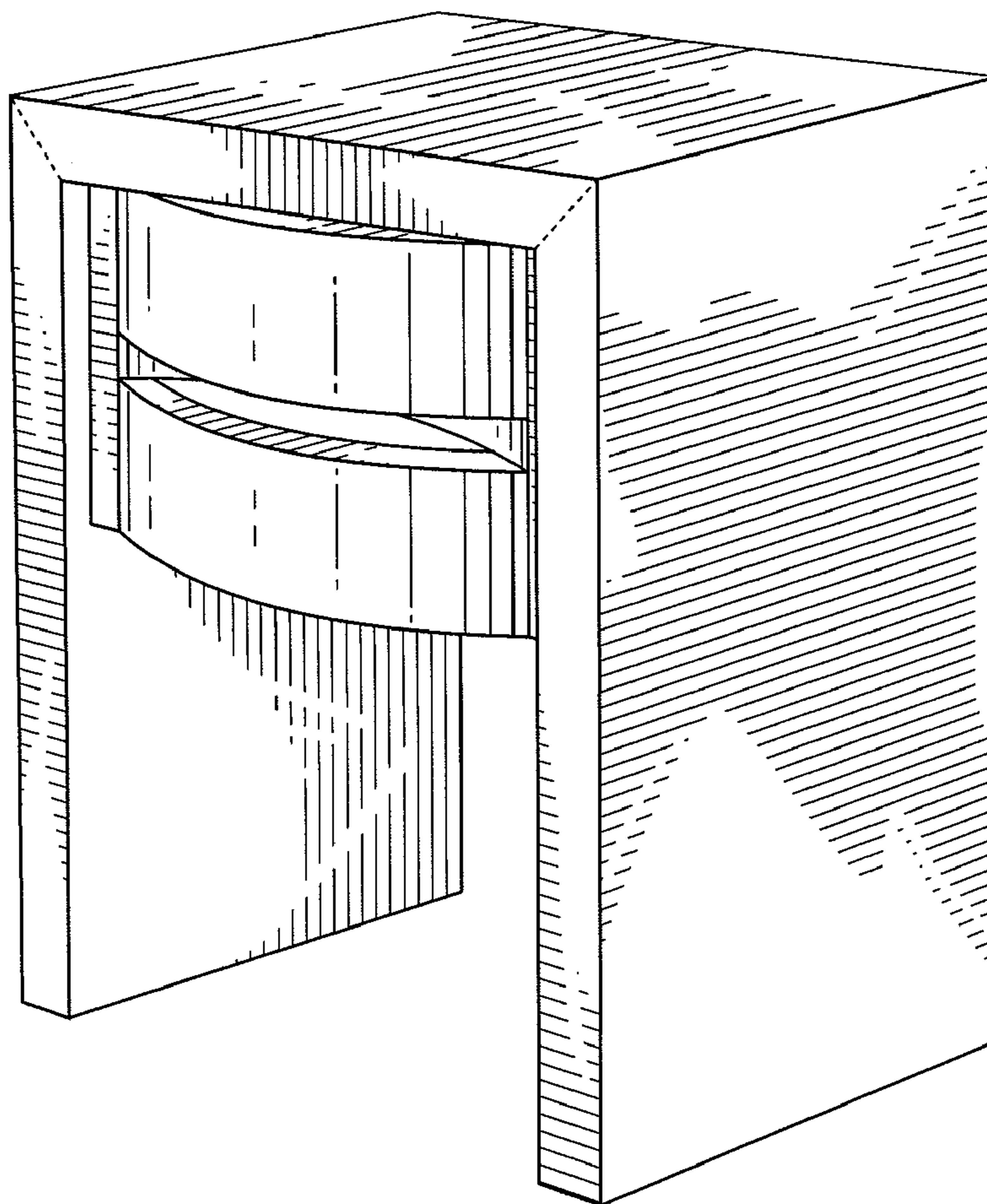
FIG. 2 is a front elevation view thereof;

FIG. 3 is a top plan view thereof; and,

FIG. 4 is a right side elevation view thereof, the left side elevation view being a mirror image thereof.

The broken lines shown herein are for illustrative purposes only and form no part of the claimed design.

**1 Claim, 3 Drawing Sheets**



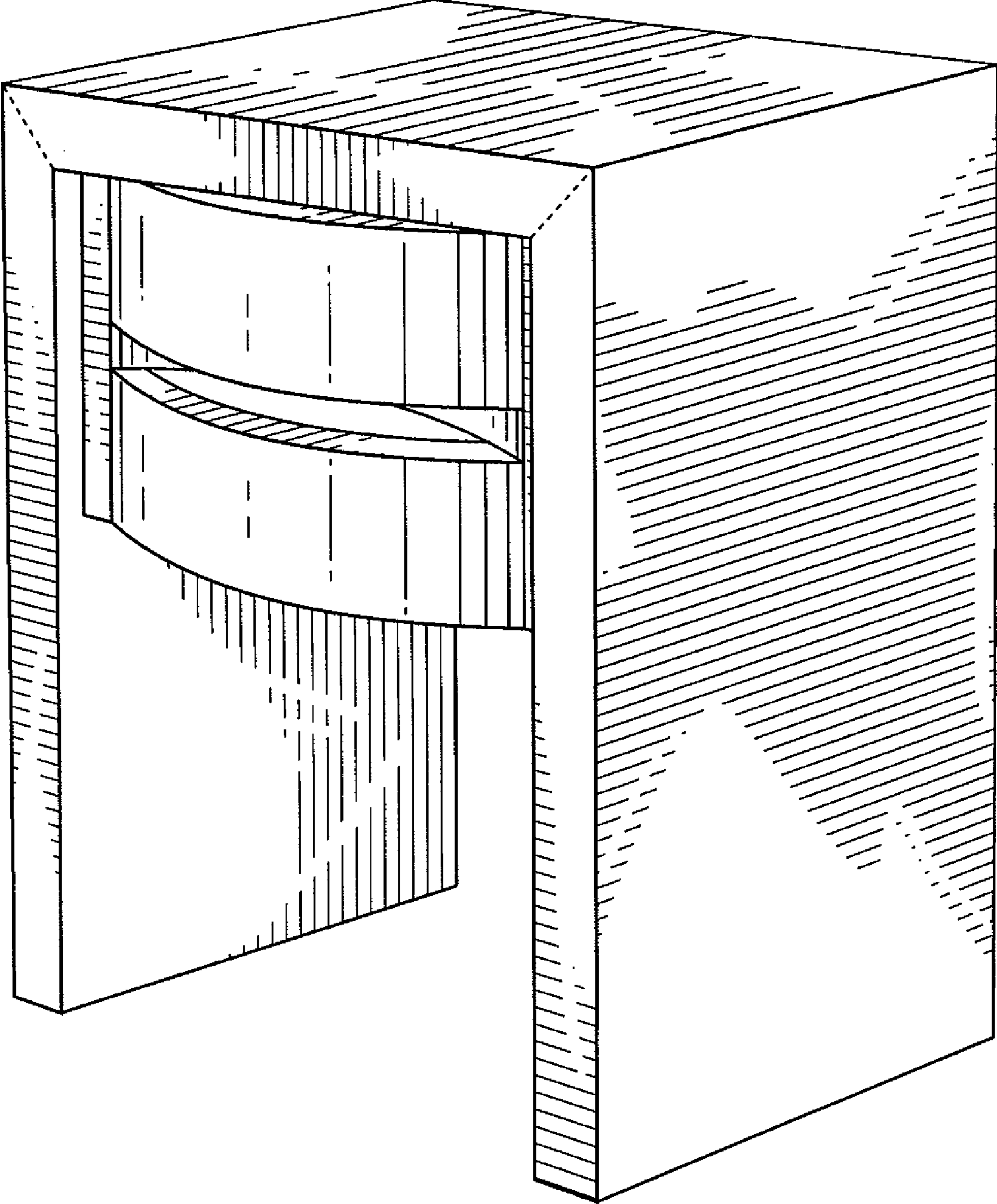


FIG. 1




FIG. 2

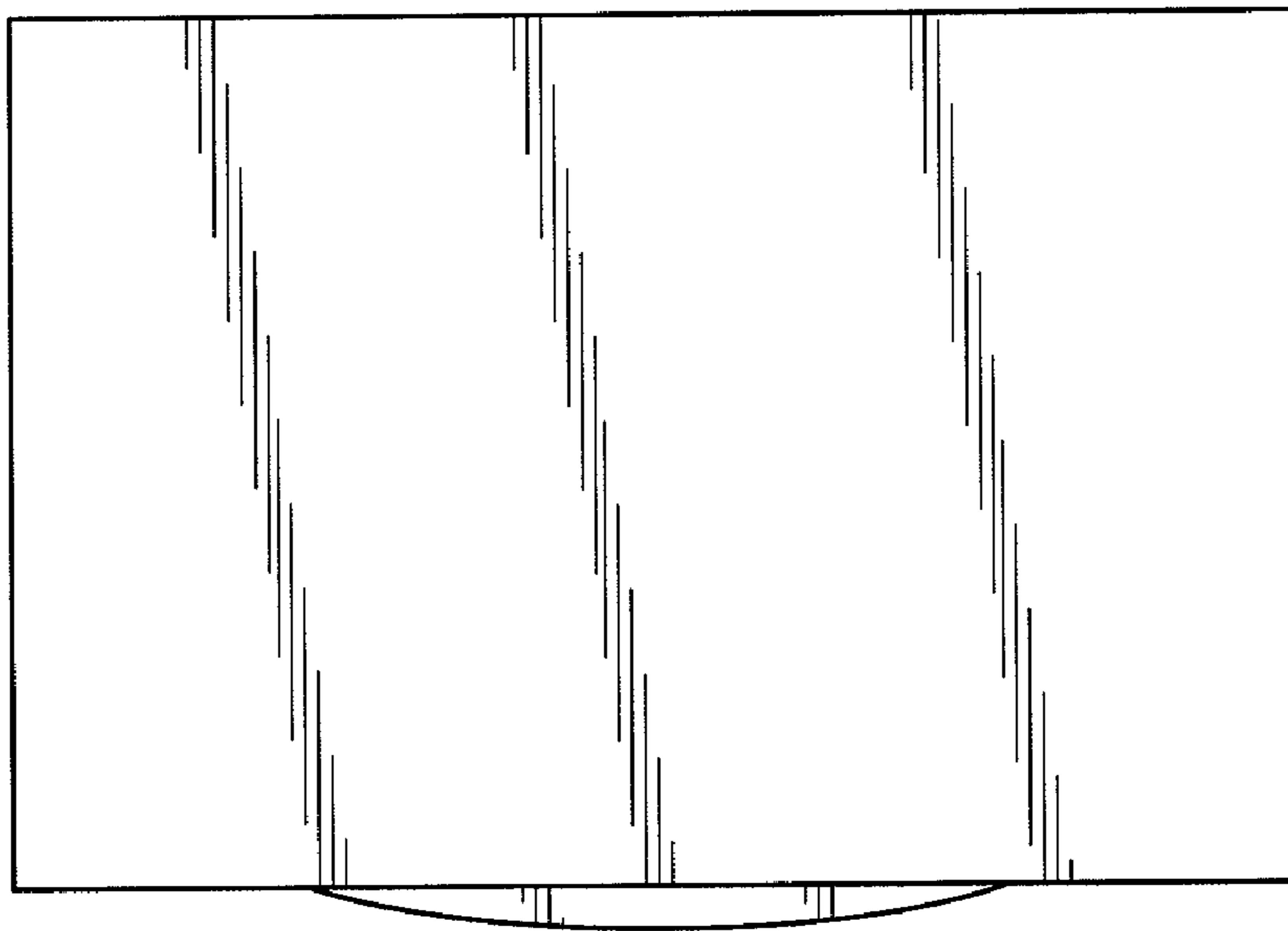
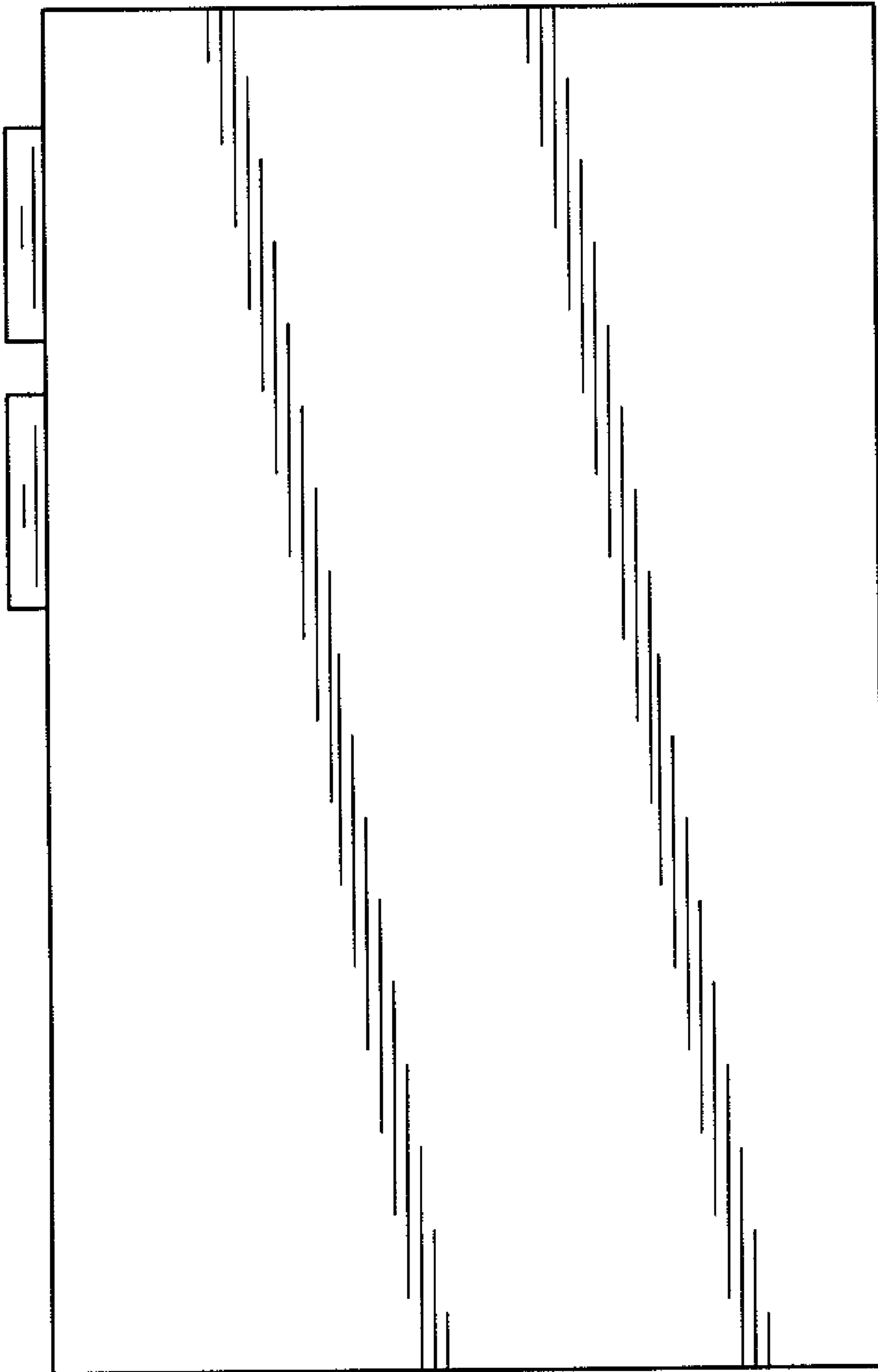


FIG. 3



**FIG. 4**