



US00D549486S

(12) **United States Design Patent**
Sheppard

(10) **Patent No.:** **US D549,486 S**

(45) **Date of Patent:** **** Aug. 28, 2007**

(54) **DRESSER**

(75) Inventor: **Peter Ralph Sheppard**, London (GB)

(73) Assignee: **Smallbone USA, Inc.**, New York, NY
(US)

(**) Term: **14 Years**

(21) Appl. No.: **29/275,699**

(22) Filed: **Jan. 4, 2007**

(51) **LOC (8) Cl.** **06-04**

(52) **U.S. Cl.** **D6/446; D6/432**

(58) **Field of Classification Search** D6/432,
D6/436-441, 444-448; D24/185, 234; D30/19,
D30/20; 312/107, 204, 257.1, 260, 261,
312/330.1; D13/184

See application file for complete search history.

(56) **References Cited**

U.S. PATENT DOCUMENTS

D103,913 S *	3/1937	Mandl	D34/20
D194,470 S *	1/1963	Parmet	D6/446
D205,951 S *	10/1966	Band	D6/445
D231,238 S *	4/1974	Hase	D6/448
D278,957 S *	5/1985	Flototto	D6/432

D333,578 S *	3/1993	White	D6/445
D405,768 S *	2/1999	O'Sullivan et al.	D6/445
D407,238 S *	3/1999	Zaidman	D6/446
D431,934 S *	10/2000	Chininis	D6/446
D440,790 S *	4/2001	Alexandersson	D6/446
D511,254 S *	11/2005	Draheim	D6/446
2005/0168115 A1 *	8/2005	Moon et al.	312/257.1

* cited by examiner

Primary Examiner—Mimosa De

(74) *Attorney, Agent, or Firm*—Alston & Bird LLP

(57) **CLAIM**

The ornamental design for dresser, as shown and described.

DESCRIPTION

FIG. 1 is a perspective view of a dresser showing my new design;


FIG. 2 is a front elevation view thereof;

FIG. 3 is a right side elevation view thereof, the left side elevation view being a mirror image thereof; and,

FIG. 4 is a top plan view thereof.

The broken lines shown herein are for illustrative purposes only and form no part of the claimed design.

1 Claim, 4 Drawing Sheets



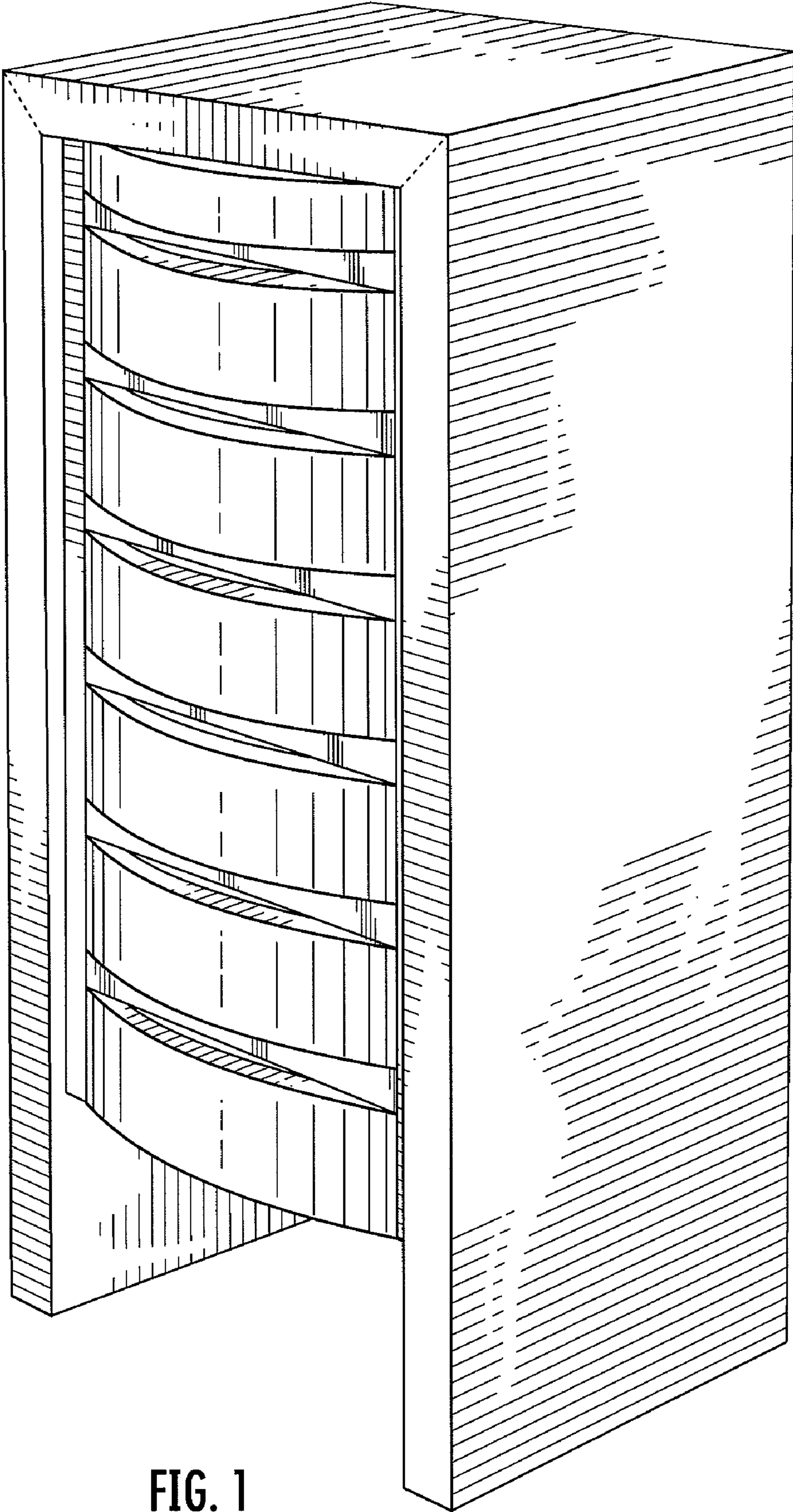


FIG. 1




FIG. 2




FIG. 3

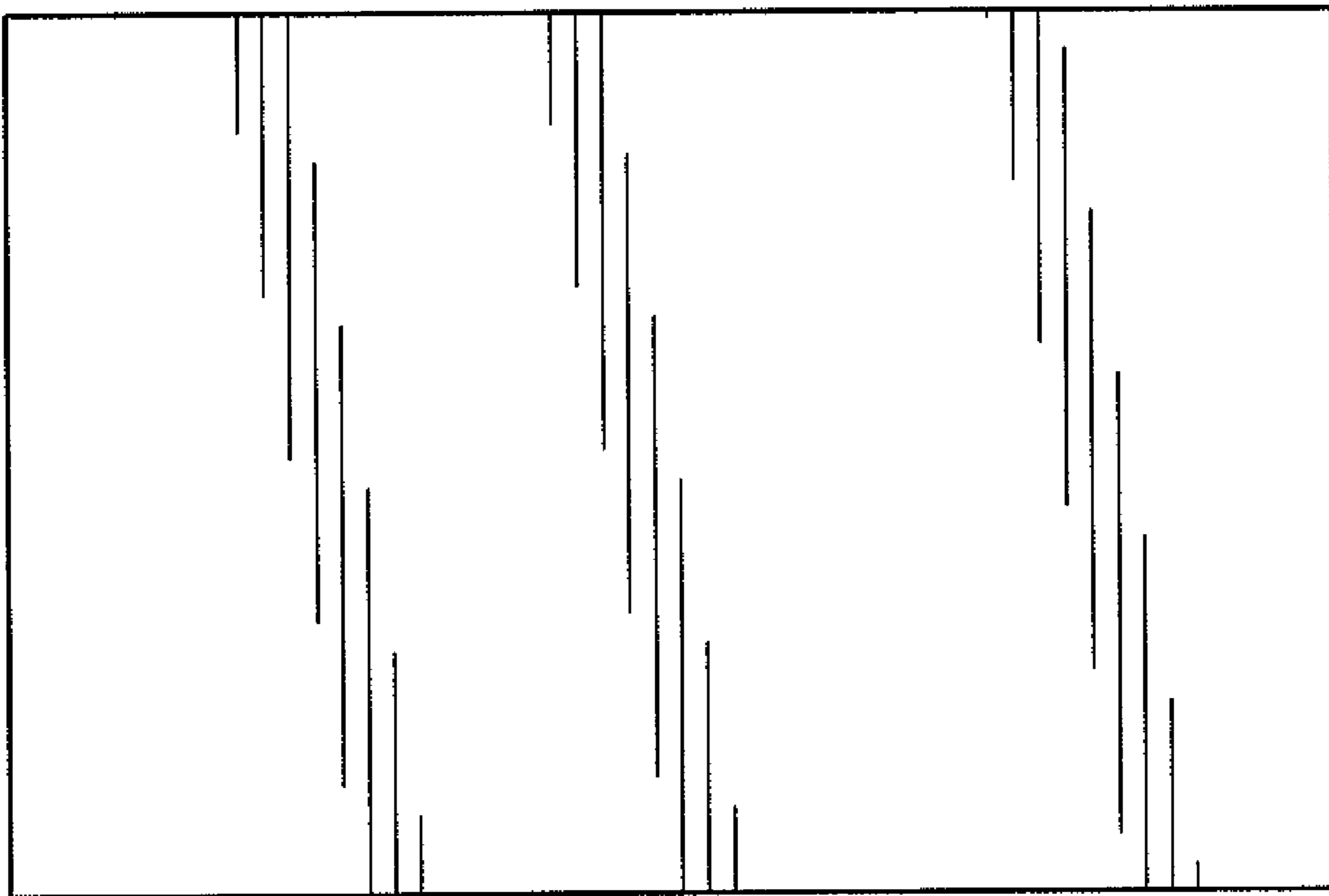


FIG. 4