

US00D549484S

(12) **United States Design Patent**  
**Cahen**

(10) **Patent No.:** **US D549,484 S**

(45) **Date of Patent:** **\*\* Aug. 28, 2007**

(54) **DISPENSER TOWER**

(75) Inventor: **Antoine Cahen**, Lausanne (CH)

(73) Assignee: **Societe des Produits Nestle S.A.**,  
Vevey (CH)

(\*\*) Term: **14 Years**

(21) Appl. No.: **29/248,812**

(22) Filed: **Sep. 5, 2006**

(30) **Foreign Application Priority Data**

Mar. 9, 2006 (CH) ..... 132691

(51) **LOC (8) Cl.** ..... **06-04**

(52) **U.S. Cl.** ..... **D6/408**

(58) **Field of Classification Search** ..... D6/407,  
D6/475, 408, 449, 466, 476, 630, 629, 511;  
206/307, 307.1, 310, 308.1, 387.15; 211/51,  
211/59.2, 59.3, 13.1, 40-41.12, 126.1; 312/185,  
312/9.1; D3/24; D20/5; 221/132, 125,  
221/113, 311; D21/720; D19/75

See application file for complete search history.

(56) **References Cited**

**U.S. PATENT DOCUMENTS**

D27,405 S \* 7/1897 Gilfillan ..... D3/24  
1,686,091 A \* 10/1928 Manning ..... 221/132  
2,230,401 A \* 2/1941 Gabrielsen ..... 221/125  
3,213,264 A \* 10/1965 Pritz ..... 219/214  
D315,747 S \* 3/1991 Golley et al. .... D20/5  
5,042,687 A \* 8/1991 McKinley ..... 221/311  
D327,991 S \* 7/1992 Oldorf ..... D6/408

D333,157 S \* 2/1993 Kirchner ..... D19/75  
5,261,564 A \* 11/1993 Yelvington ..... 221/113  
D362,037 S \* 9/1995 Kaye et al. .... D21/720  
D384,229 S \* 9/1997 Verrangia ..... D6/509  
D463,929 S \* 10/2002 Fitzsimmons et al. .... D6/515

\* cited by examiner

*Primary Examiner*—Janice E. Seeger

*Assistant Examiner*—Sydney R. Buffalow

(74) *Attorney, Agent, or Firm*—Bell, Boyd & Lloyd LLP

(57) **CLAIM**

The ornamental design for a dispenser tower, as shown and described.

**DESCRIPTION**

FIG. 1 illustrates a front perspective view of the dispenser tower;

FIG. 2 illustrates a front view of the dispenser tower of FIG. 1;

FIG. 3 illustrates a rear view of the dispenser tower of FIG. 1;

FIG. 4 illustrates a right side view of the dispenser tower of FIG. 1;

FIG. 5 illustrates a left side view of the dispenser tower of FIG. 1;

FIG. 6 illustrates a top view of the dispenser tower of FIG. 1; and,

FIG. 7 illustrates a bottom view of the dispenser tower of FIG. 1.

**1 Claim, 5 Drawing Sheets**

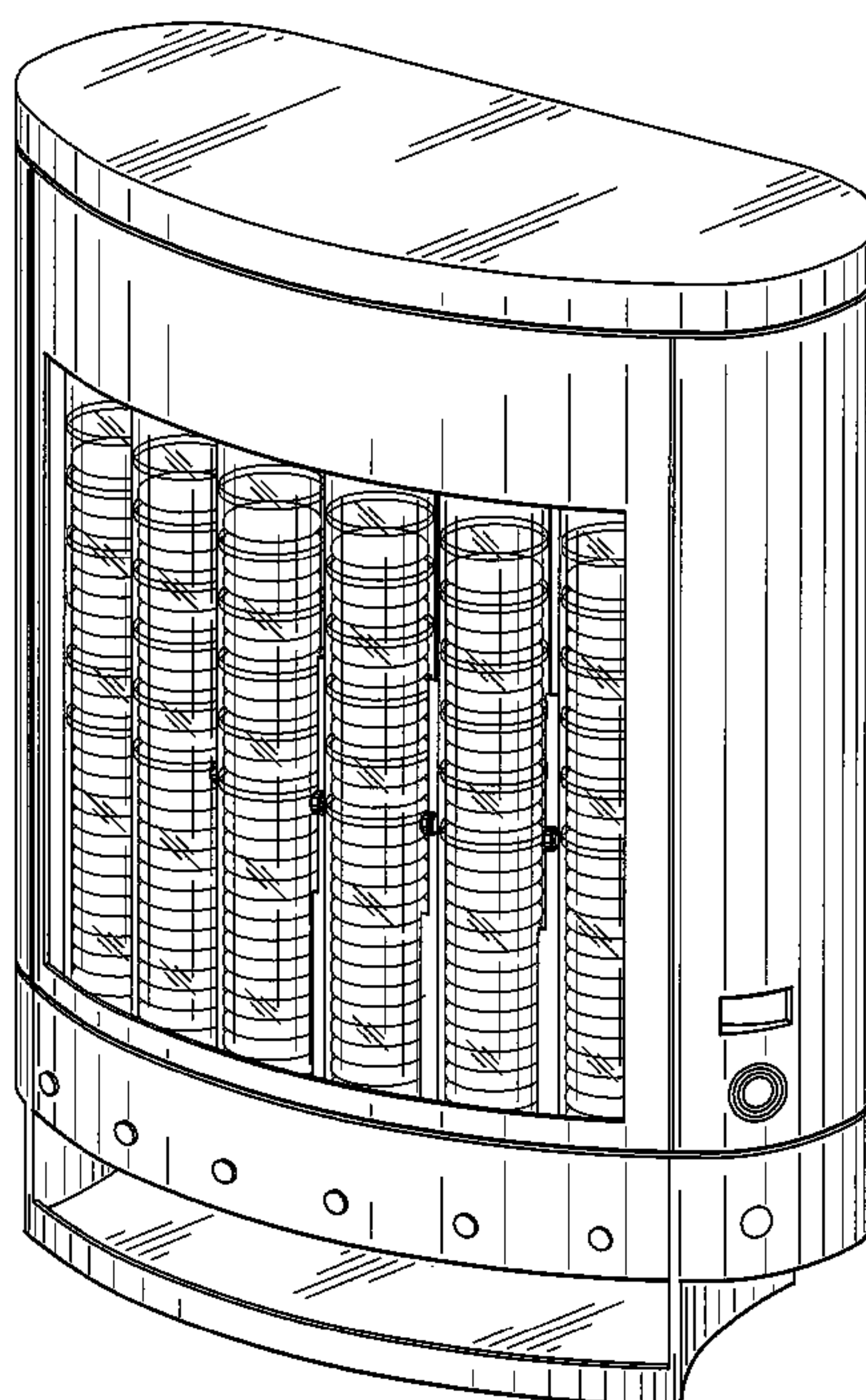


FIG. 1

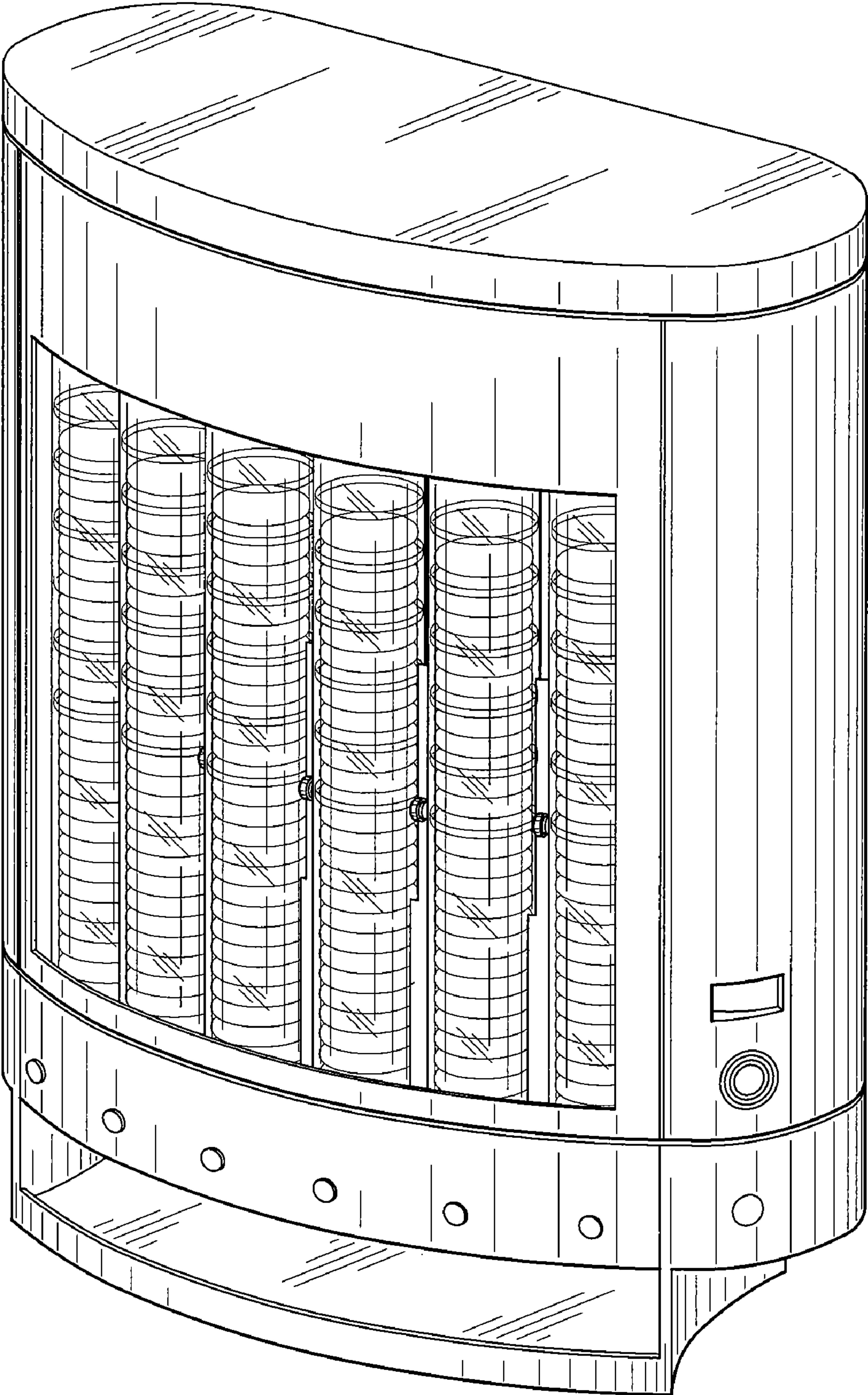


FIG. 2

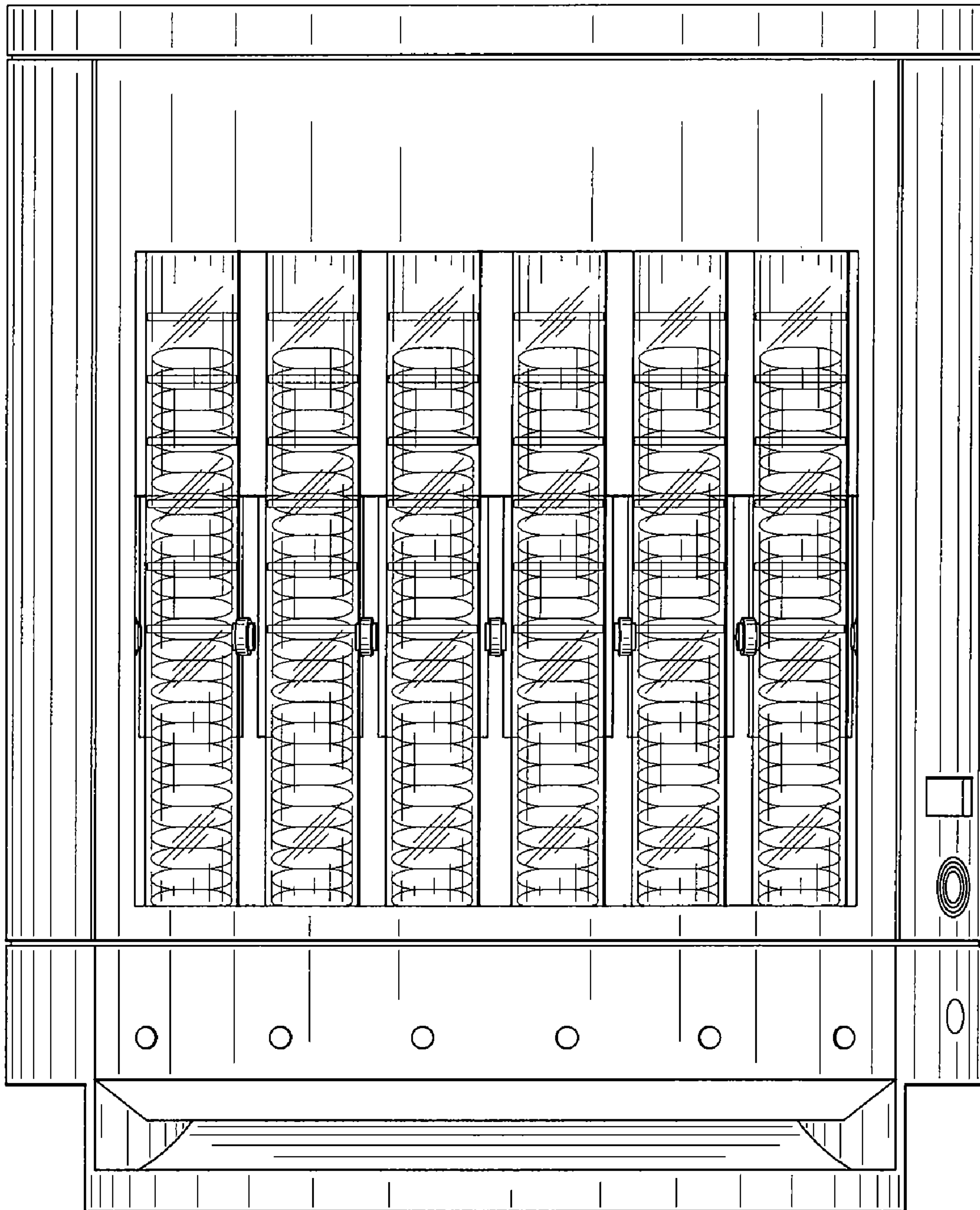


FIG. 3

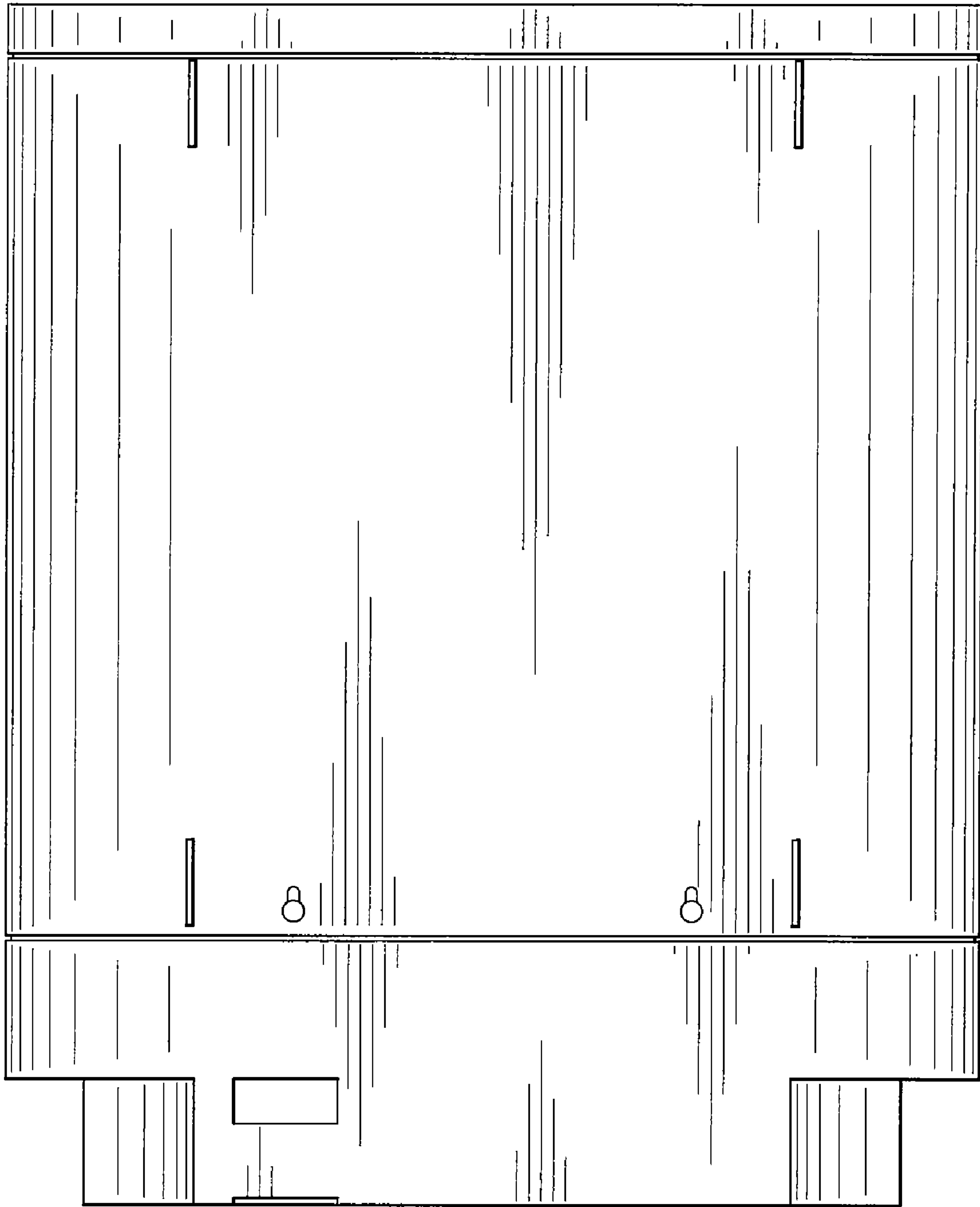




FIG.4

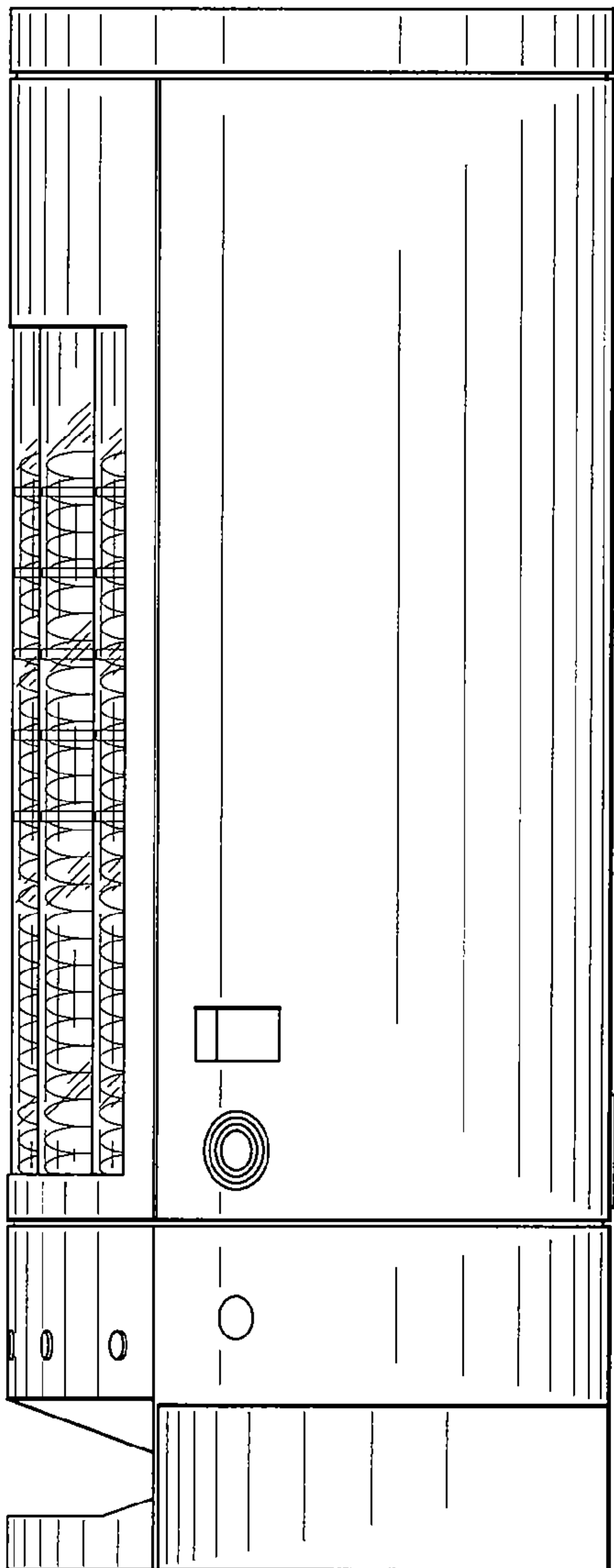


FIG.5

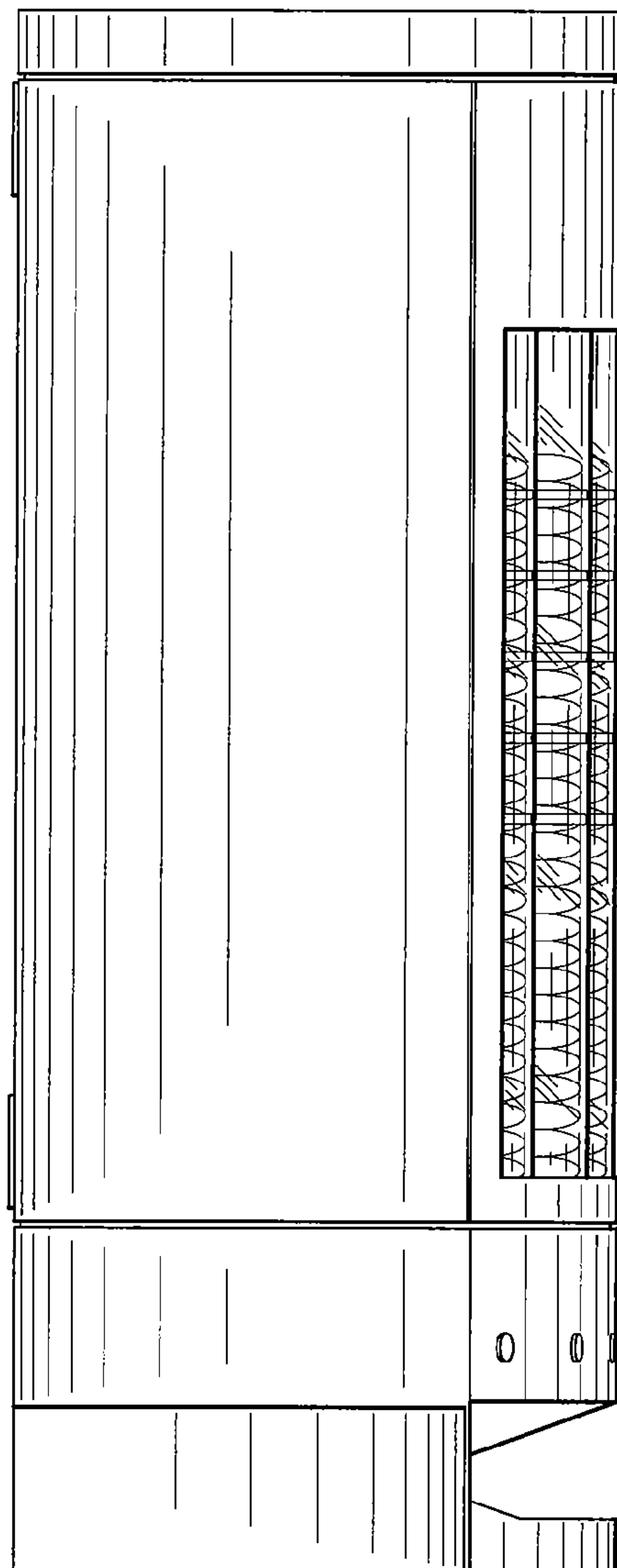


FIG. 6

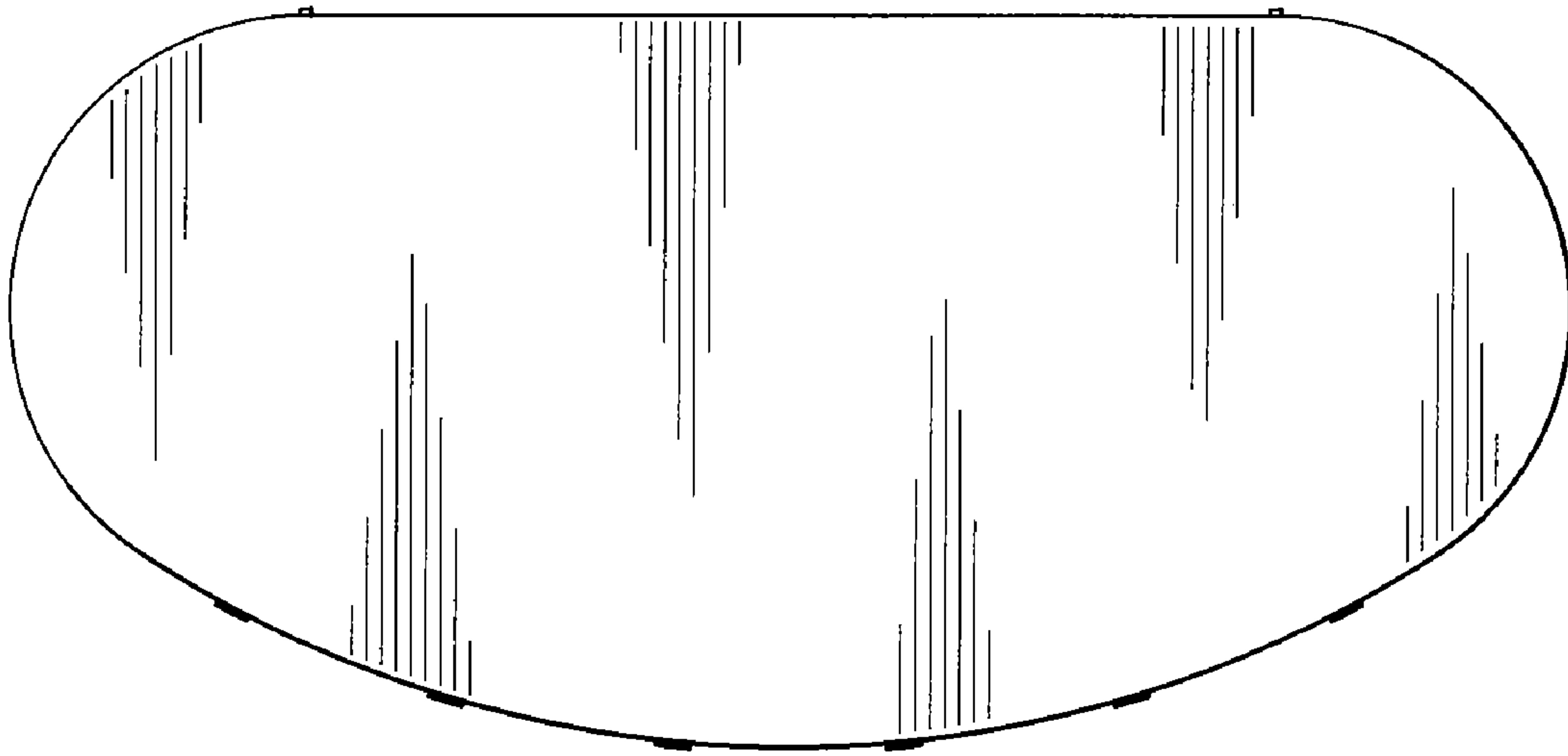


FIG. 7

