



US00D549471S

(12) **United States Design Patent**
Bauchet

(10) **Patent No.:** **US D549,471 S**

(45) **Date of Patent:** **** Aug. 28, 2007**

(54) **SEAT**

(75) Inventor: **Francois Bauchet**, Paris (FR)

(73) Assignee: **Cinna** (FR)

(**) Term: **14 Years**

(21) Appl. No.: **29/268,932**

(22) Filed: **Nov. 16, 2006**

(30) **Foreign Application Priority Data**

Aug. 22, 2006 (EP) 000 582 200

(51) **LOC (8) Cl.** **06-01**

(52) **U.S. Cl.** **D6/344; D6/375**

(58) **Field of Classification Search** D6/334-336,
D6/344, 346, 348, 360, 364, 371, 373, 374,
D6/375, 379, 380, 500-502; 297/411.41,
297/445.1, 452.48, 259.2, 261.1, 263.1
See application file for complete search history.

(56) **References Cited**

U.S. PATENT DOCUMENTS

D173,389 S * 11/1954 Sherman D6/375
D243,296 S * 2/1977 Gottsegen D6/334
4,477,118 A * 10/1984 Ruble 297/259.2
D335,779 S * 5/1993 Newhouse D6/381

D383,006 S * 9/1997 Hutton D6/334
D388,965 S * 1/1998 Mourgue D6/334
D395,958 S * 7/1998 Hutton D6/334
D429,900 S * 8/2000 Minami D6/334
D530,527 S * 10/2006 Jourdan D6/334

* cited by examiner

Primary Examiner—Mimosa De

(74) *Attorney, Agent, or Firm*—Cantor Colburn LLP

(57) **CLAIM**

I claim the ornamental design for a seat, as shown and described.

DESCRIPTION

FIG. 1 is a front perspective view of a seat, showing my new design;

FIG. 2 is a rear perspective view thereof;

FIG. 3 is a side elevation view thereof, the opposite side being a mirror image hereof;



FIG. 4 is a front elevation view thereof;

FIG. 5 is a rear elevation view thereof;

FIG. 6 is a top plan view thereof; and,

FIG. 7 is a bottom plan view thereof.

1 Claim, 1 Drawing Sheet






FIGURE 3

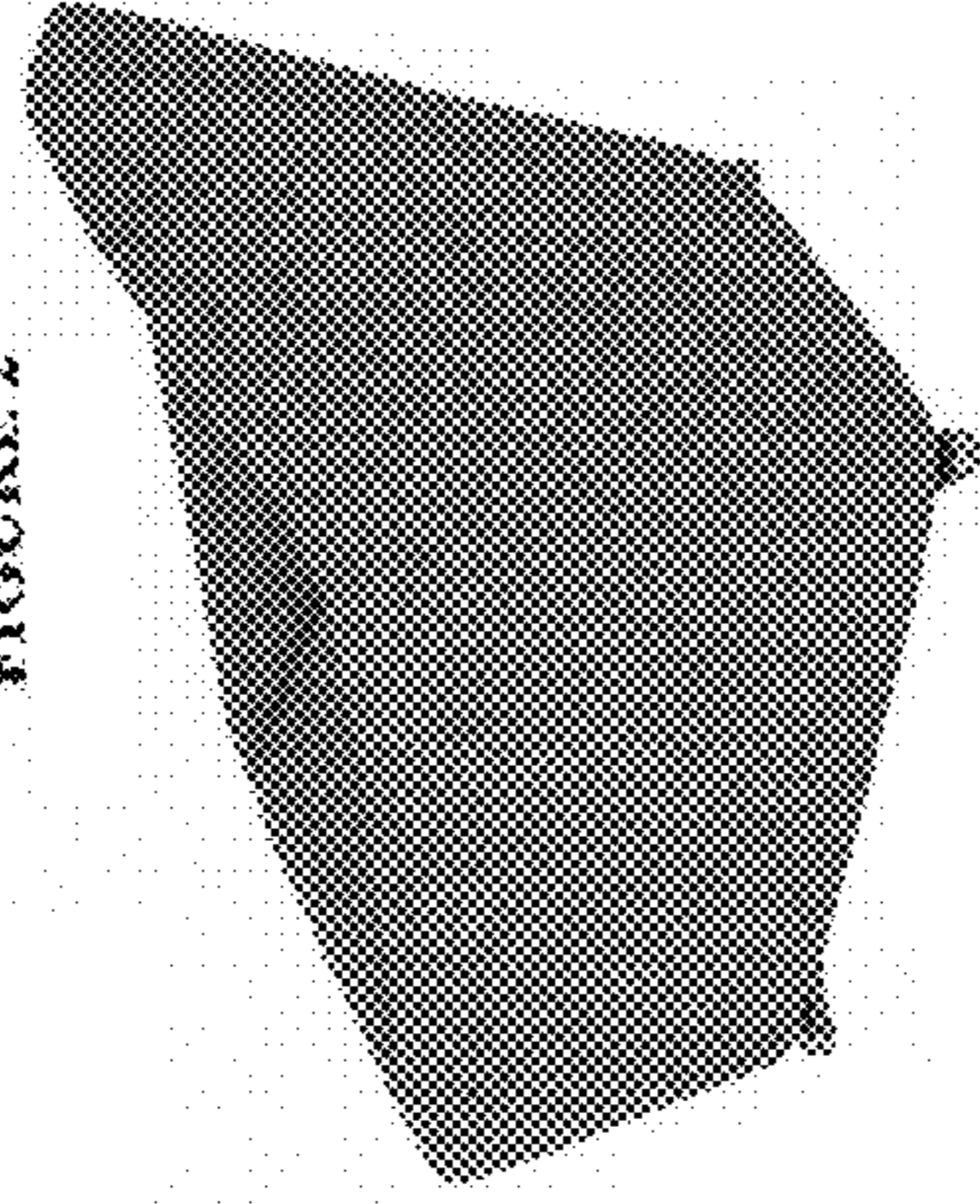


FIGURE 2




FIGURE 1




FIGURE 5




FIGURE 4




FIGURE 7




FIGURE 6