

US00D549459S

(12) **United States Design Patent**  
**Crossman**

(10) **Patent No.:** **US D549,459 S**

(45) **Date of Patent:** **\*\* Aug. 28, 2007**

(54) **TOOTHBRUSH**

D506,871 S 7/2005 Winkler  
D506,872 S 7/2005 Winkler

(75) Inventor: **Scott P. Crossman**, Rockford, MI (US)

\* cited by examiner

(73) Assignee: **Ranir, LLC**, Grand Rapids, MI (US)

*Primary Examiner*—Alan P. Douglas

*Assistant Examiner*—Lavone D. Tabor

(\*\*) Term: **14 Years**

(74) *Attorney, Agent, or Firm*—Warner Norcross & Judd LLP

(21) Appl. No.: **29/249,701**

(22) Filed: **Oct. 18, 2006**

(57) **CLAIM**

(51) **LOC (8) Cl.** ..... **04-02**

The ornamental design for a toothbrush, as shown and described.

(52) **U.S. Cl.** ..... **D4/104**

(58) **Field of Classification Search** ..... D4/101,  
D4/104-112, 132, 134, 136, 138; 15/143.1,  
15/110, 167.1, 167.2, 186-188, DIG. 5, DIG. 6;  
16/430, 431; 132/308, 309, 311; 601/139,  
601/141

See application file for complete search history.

**DESCRIPTION**

FIG. 1 is a perspective view of the toothbrush embodying the new design;

FIG. 2 is a right side view, the left side being a mirror image thereof;

FIG. 3 is a rear view thereof;

FIG. 4 is a front view thereof;

FIG. 5 is a top view thereof; and,

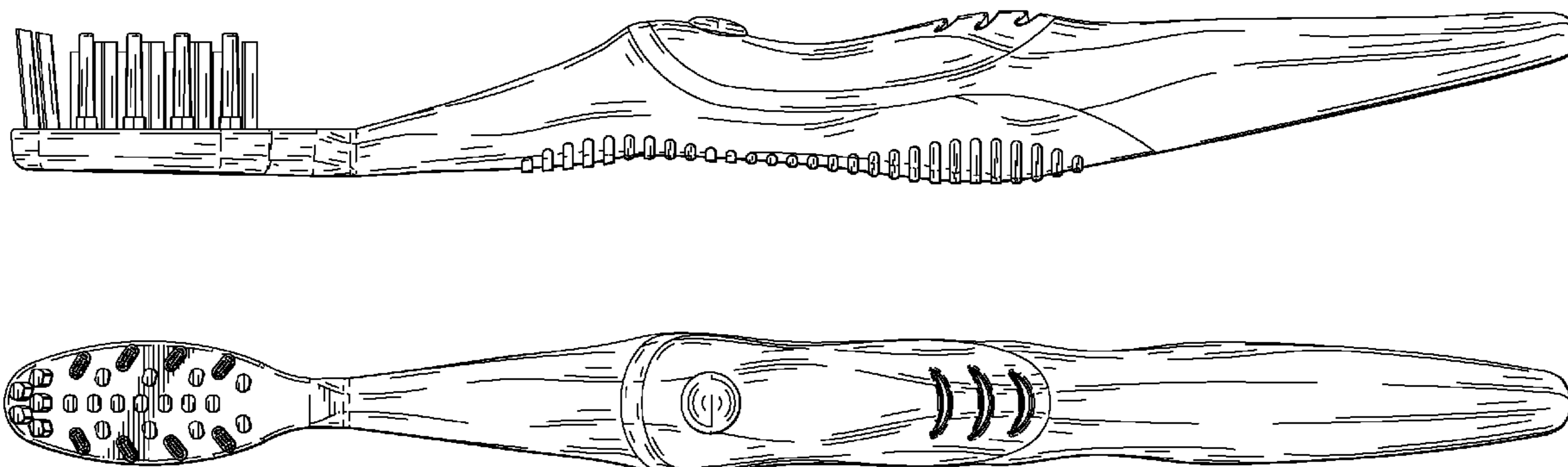
FIG. 6 is a bottom view thereof.

(56) **References Cited**

U.S. PATENT DOCUMENTS

D440,048 S *	4/2001	Beals et al. ....	D4/104
6,546,586 B2 *	4/2003	Cho .....	15/167.1
D475,200 S *	6/2003	Crossman et al. ....	D4/104
D483,184 S *	12/2003	Geiberger et al. ....	D4/104

**1 Claim, 2 Drawing Sheets**



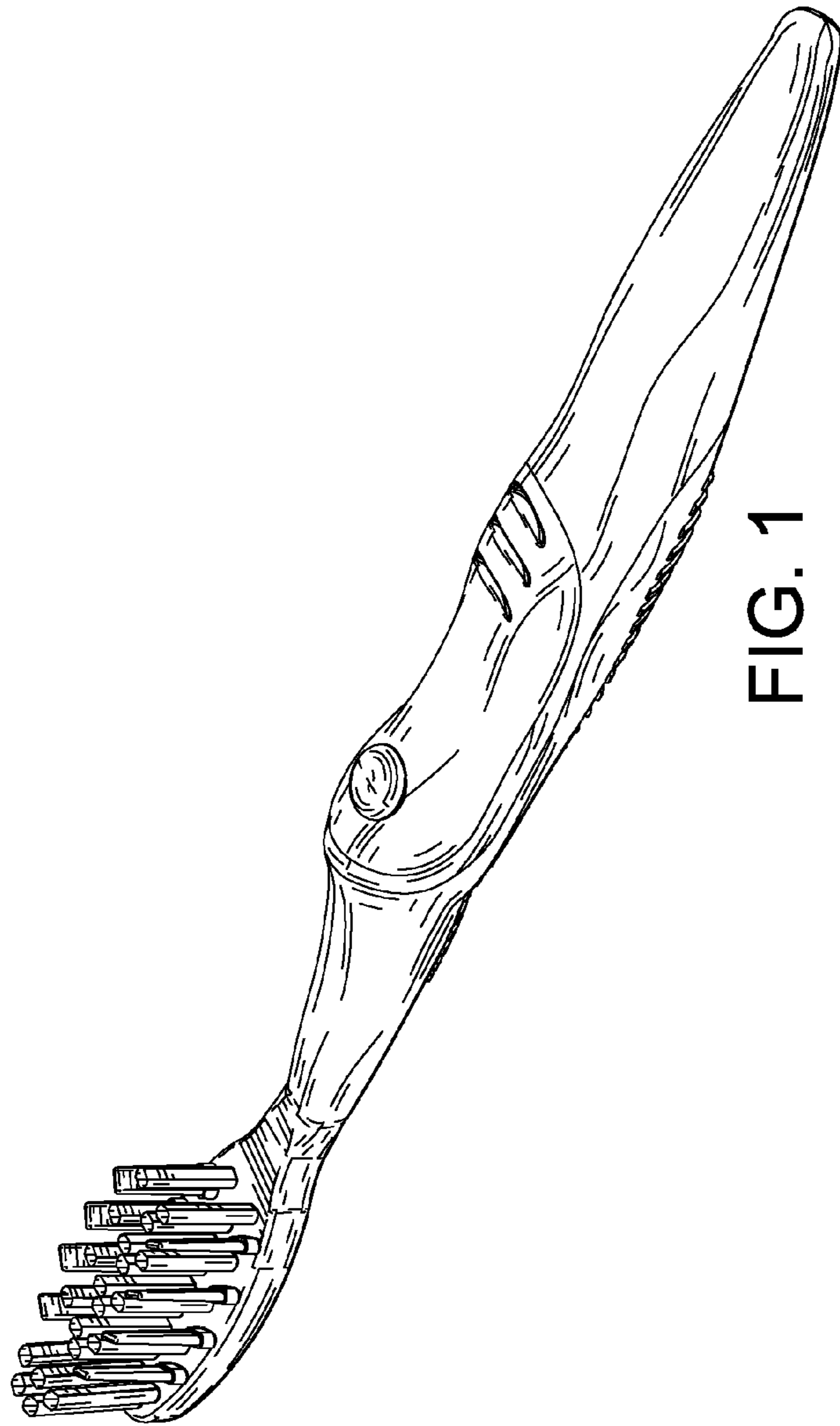


FIG. 1

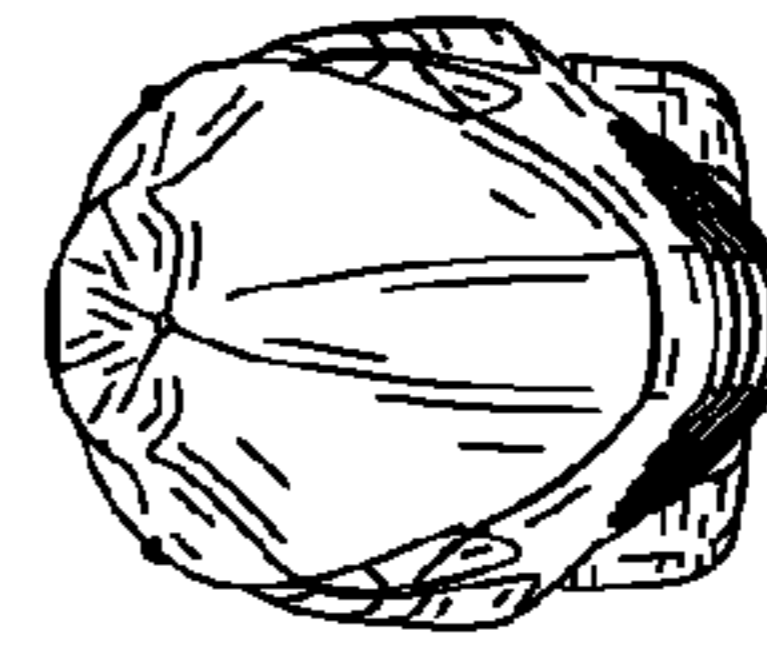


FIG. 3

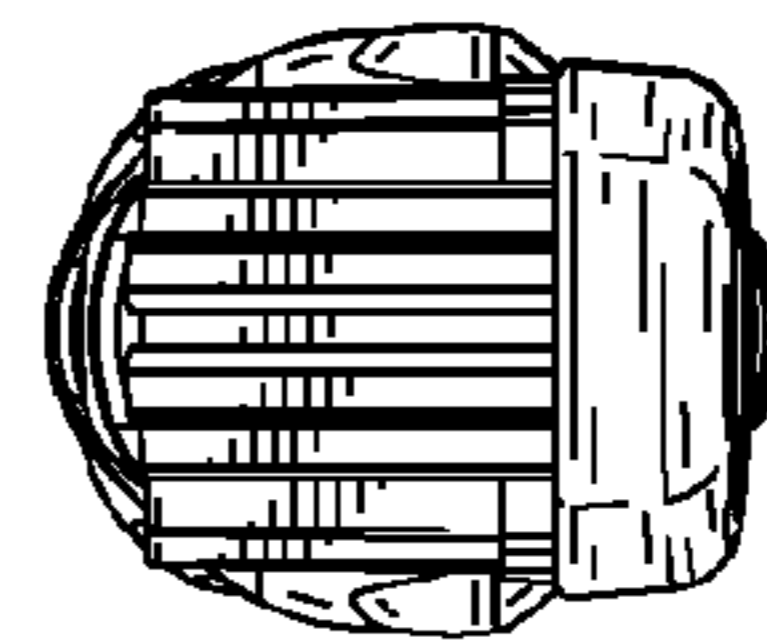


FIG. 4

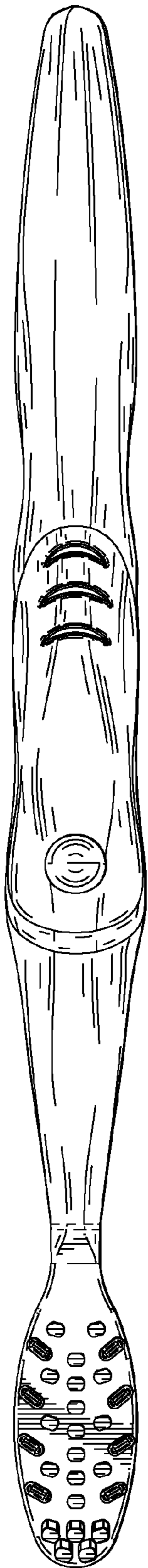


FIG. 5

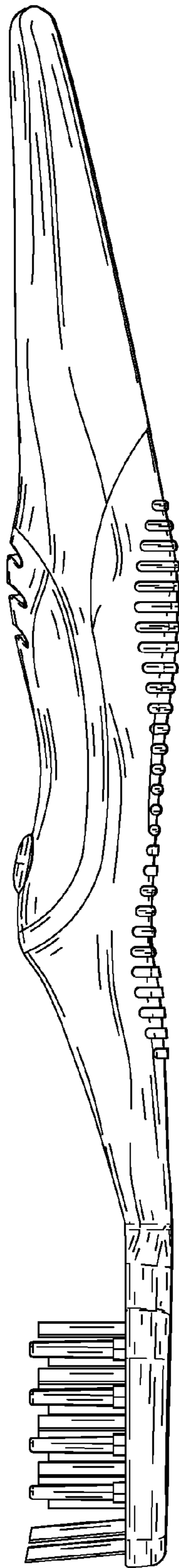


FIG. 2




FIG. 6